
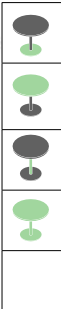

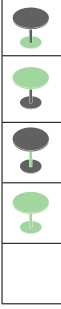

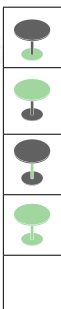



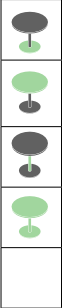
BOTERO


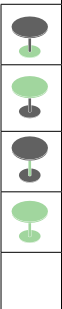
 	DIMENSIONI	CODICE	DESCRIZIONE
	SIZE	CODE	DESCRIPTION
	Ø800	BOTERO-M-80	NERO BLACK
	Ø1600	BOTERO-M-80-RAL	COLORI RAL RAL COLOURS
	Ø60 / Ø400	BOTERO-M-80-EXT	FINITURA PER ESTERNO + PRIMER OUTDOOR FINISH + PRIMER
	h730	BOTERO-M-80-POL	FINITURE 24K LUCIDO//OPACO 24K POLISHED/MATTE FINISHES
		BOTERO-M-80-ANT	FINITURE ANTICATE 24K ANTIQUÉ 24K FINISHES


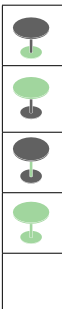
 	DIMENSIONI	CODICE	DESCRIZIONE
	SIZE	CODE	DESCRIPTION
	Ø800	BOTERO-L-80	NERO BLACK
	Ø1600	BOTERO-L-80-RAL	COLORI RAL RAL COLOURS
	Ø60 / Ø400	BOTERO-L-80-EXT	FINITURA PER ESTERNO + PRIMER OUTDOOR FINISH + PRIMER
	h730	BOTERO-L-80-POL	FINITURE 24K LUCIDO//OPACO 24K POLISHED/MATTE FINISHES
		BOTERO-L-80-ANT	FINITURE ANTICATE 24K ANTIQUÉ 24K FINISHES

 	DIMENSIONI	CODICE	DESCRIZIONE
	SIZE	CODE	DESCRIPTION
	Ø800	BOTERO-XL-80	NERO BLACK
	Ø1400	BOTERO-XL-80-RAL	COLORI RAL RAL COLOURS
	Ø60 / Ø400	BOTERO-XL-80-EXT	FINITURA PER ESTERNO + PRIMER OUTDOOR FINISH + PRIMER
	h1100	BOTERO-XL-80-POL	FINITURE 24K LUCIDO//OPACO 24K POLISHED/MATTE FINISHES
		BOTERO-XL-80-ANT	FINITURE ANTICATE 24K ANTIQUÉ 24K FINISHES

BOTERO

 	DIMENSIONI	CODICE	DESCRIZIONE
	SIZE	CODE	DESCRIPTION
	Ø1000	BOTERO-M-100	NERO BLACK
	Ø2000	BOTERO-M-100-RAL	COLORI RAL RAL COLOURS
	Ø60 / Ø400	BOTERO-M-100-EXT	FINITURA PER ESTERNO + PRIMER OUTDOOR FINISH + PRIMER
	h730	BOTERO-M-100-POL	FINITURE 24K LUCIDO//OPACO 24K POLISHED/MATTE FINISHES
		BOTERO-M-100-ANT	FINITURE ANTICATE 24K ANTIQUÉ 24K FINISHES

 	DIMENSIONI	CODICE	DESCRIZIONE
	SIZE	CODE	DESCRIPTION
	Ø1000	BOTERO-L-100	NERO BLACK
	Ø2000	BOTERO-L-100-RAL	COLORI RAL RAL COLOURS
	Ø60 / Ø400	BOTERO-L-100-EXT	FINITURA PER ESTERNO + PRIMER OUTDOOR FINISH + PRIMER
	h730	BOTERO-L-100-POL	FINITURE 24K LUCIDO//OPACO 24K POLISHED/MATTE FINISHES
		BOTERO-L-100-ANT	FINITURE ANTICATE 24K ANTIQUÉ 24K FINISHES

 	DIMENSIONI	CODICE	DESCRIZIONE
	SIZE	CODE	DESCRIPTION
	Ø1000	BOTERO-XL-100	NERO BLACK
	Ø1800	BOTERO-XL-100-RAL	COLORI RAL RAL COLOURS
	Ø60 / Ø400	BOTERO-XL-100-EXT	FINITURA PER ESTERNO + PRIMER OUTDOOR FINISH + PRIMER
	h1100	BOTERO-XL-100-POL	FINITURE 24K LUCIDO//OPACO 24K POLISHED/MATTE FINISHES
		BOTERO-XL-100-ANT	FINITURE ANTICATE 24K ANTIQUÉ 24K FINISHES

BOTERO-MARE



TOP E OMBRELLONE
NON INCLUSO
TOP AND UMBRELLA
NOT INCLUDED

	DIMENSIONI SIZE	CODICE CODE	DESCRIZIONE DESCRIPTION
	Ø400	BOTERO-MARE-M	NERO BLACK
	Ø800		
	Ø60 / Ø400	BOTERO-MARE-M-RAL	COLORI RAL RAL COLOURS
	h730	BOTERO-MARE-M-EXT	FINITURA PER ESTERNO + PRIMER OUTDOOR FINISH + PRIMER
	12 kg	BOTERO-MARE-M-POL	FINITURE 24K LUCIDO//OPACO 24K POLISHED/MATTE FINISHES
		BOTERO-MARE-M-ANT	FINITURE ANTICATE 24K ANTIQUE 24K FINISHES



TOP E OMBRELLONE
NON INCLUSO
TOP AND UMBRELLA
NOT INCLUDED








	DIMENSIONI SIZE	CODICE CODE	DESCRIZIONE DESCRIPTION
	Ø400	BOTERO-MARE-L	NERO BLACK
	Ø800		
	Ø60 / Ø400	BOTERO-MARE-L-RAL	COLORI RAL RAL COLOURS
	h730	BOTERO-MARE-L-EXT	FINITURA PER ESTERNO + PRIMER OUTDOOR FINISH + PRIMER
	14 kg	BOTERO-MARE-L-POL	FINITURE 24K LUCIDO//OPACO 24K POLISHED/MATTE FINISHES
		BOTERO-MARE-L-ANT	FINITURE ANTICATE 24K ANTIQUE 24K FINISHES

















TOP E OMBRELLONE
NON INCLUSO
TOP AND UMBRELLA
NOT INCLUDED

	DIMENSIONI SIZE	CODICE CODE	DESCRIZIONE DESCRIPTION
	Ø400	BOTERO-MARE-XL	NERO BLACK
	Ø700		
	Ø60 / Ø400	BOTERO-MARE-XL-RAL	COLORI RAL RAL COLOURS
	h1100	BOTERO-MARE-XL-EXT	FINITURA PER ESTERNO + PRIMER OUTDOOR FINISH + PRIMER
	22 kg	BOTERO-MARE-XL-POL	FINITURE 24K LUCIDO//OPACO 24K POLISHED/MATTE FINISHES
		BOTERO-MARE-XL-ANT	FINITURE ANTICATE 24K ANTIQUE 24K FINISHES







BOTERO-MARE







 <p>TOP E OMBRELLONE NON INCLUSO TOP AND UMBRELLA NOT INCLUDED</p>	DIMENSIONI	CODICE	DESCRIZIONE
	SIZE	CODE	DESCRIPTION
	Ø800	BOTERO-MARE-M-80	NERO BLACK
	Ø1600		
	Ø60 / Ø400	BOTERO-MARE-M-80-RAL	COLORI RAL RAL COLOURS
	h730	BOTERO-MARE-M-80-EXT	FINITURA PER ESTERNO + PRIMER OUTDOOR FINISH + PRIMER
		BOTERO-MARE-M-80-POL	FINITURE 24K LUCIDO//OPACO 24K POLISHED/MATTE FINISHES
		BOTERO-MARE-M-80-ANT	FINITURE ANTICATE 24K ANTIQUÉ 24K FINISHES







 <p>TOP E OMBRELLONE NON INCLUSO TOP AND UMBRELLA NOT INCLUDED</p>	DIMENSIONI	CODICE	DESCRIZIONE
	SIZE	CODE	DESCRIPTION
	Ø800	BOTERO-MARE-L-80	NERO BLACK
	Ø1600		
	Ø60 / Ø400	BOTERO-MARE-L-80-RAL	COLORI RAL RAL COLOURS
	h730	BOTERO-MARE-L-80-EXT	FINITURA PER ESTERNO + PRIMER OUTDOOR FINISH + PRIMER
		BOTERO-MARE-L-80-POL	FINITURE 24K LUCIDO//OPACO 24K POLISHED/MATTE FINISHES
		BOTERO-MARE-L-80-ANT	FINITURE ANTICATE 24K ANTIQUÉ 24K FINISHES

 <p>TOP E OMBRELLONE NON INCLUSO TOP AND UMBRELLA NOT INCLUDED</p>	DIMENSIONI	CODICE	DESCRIZIONE
	SIZE	CODE	DESCRIPTION
	Ø800	BOTERO-MARE-XL-80	NERO BLACK
	Ø1400		
	Ø60 / Ø400	BOTERO-MARE-XL-80-RAL	COLORI RAL RAL COLOURS
	h1100	BOTERO-MARE-XL-80-EXT	FINITURA PER ESTERNO + PRIMER OUTDOOR FINISH + PRIMER
		BOTERO-MARE-XL-80-POL	FINITURE 24K LUCIDO//OPACO 24K POLISHED/MATTE FINISHES
		BOTERO-MARE-XL-80-ANT	FINITURE ANTICATE 24K ANTIQUÉ 24K FINISHES

BOTERO-MARE






		DIMENSIONI	CODICE	DESCRIZIONE
		SIZE	CODE	DESCRIPTION
 <p>TOP E OMBRELLONE NON INCLUSO TOP AND UMBRELLA NOT INCLUDED</p>		Ø1000	BOTERO-MARE-M-100	NERO BLACK
		Ø2000		
		Ø60 / Ø400	BOTERO-MARE-M-100-RAL	COLORI RAL RAL COLOURS
		h730	BOTERO-MARE-M-100-EXT	FINITURA PER ESTERNO + PRIMER OUTDOOR FINISH + PRIMER
			BOTERO-MARE-M-100-POL	FINITURE 24K LUCIDO//OPACO 24K POLISHED/MATTE FINISHES
			BOTERO-MARE-M-100-ANT	FINITURE ANTICATE 24K ANTIQUÉ 24K FINISHES

		DIMENSIONI	CODICE	DESCRIZIONE
		SIZE	CODE	DESCRIPTION
 <p>TOP E OMBRELLONE NON INCLUSO TOP AND UMBRELLA NOT INCLUDED</p>		Ø1000	BOTERO-MARE-L-100	NERO BLACK
		Ø2000		
		Ø60 / Ø400	BOTERO-MARE-L-100-RAL	COLORI RAL RAL COLOURS
		h730	BOTERO-MARE-L-100-EXT	FINITURA PER ESTERNO + PRIMER OUTDOOR FINISH + PRIMER
			BOTERO-MARE-L-100-POL	FINITURE 24K LUCIDO//OPACO 24K POLISHED/MATTE FINISHES
			BOTERO-MARE-L-100-ANT	FINITURE ANTICATE 24K ANTIQUÉ 24K FINISHES

		DIMENSIONI	CODICE	DESCRIZIONE
		SIZE	CODE	DESCRIPTION
 <p>TOP E OMBRELLONE NON INCLUSO TOP AND UMBRELLA NOT INCLUDED</p>		Ø1000	BOTERO-MARE-XL-100	NERO BLACK
		Ø1800		
		Ø60 / Ø400	BOTERO-MARE-XL-100-RAL	COLORI RAL RAL COLOURS
		h1100	BOTERO-MARE-XL-100-EXT	FINITURA PER ESTERNO + PRIMER OUTDOOR FINISH + PRIMER
			BOTERO-MARE-XL-100-POL	FINITURE 24K LUCIDO//OPACO 24K POLISHED/MATTE FINISHES
			BOTERO-MARE-XL-100-ANT	FINITURE ANTICATE 24K ANTIQUÉ 24K FINISHES






BOTERO-CONCRETE








	DIMENSIONI SIZE	CODICE CODE	DESCRIZIONE DESCRIPTION
	Ø400	BOTERO-CONCRETE	CEMENTO CONCRETE
	Ø1000		
	Ø60	BOTERO-CONCRETE-FF	CEMENTO CONCRETE
	h720 / 1100		
	50 kg		

BOTERO-2



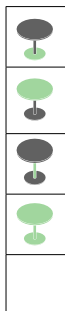
	DIMENSIONI SIZE	CODICE CODE	DESCRIZIONE DESCRIPTION
	2xØ400	BOTERO-M-2-CMT	NERO BLACK
	3200x1600	BOTERO-M-2-RAM-CMT	COLORI RAL RAL COLOURS
	2xØ400	BOTERO-M-2-EXT-CMT	FINITURA PER ESTERNO + PRIMER OUTDOOR FINISH + PRIMER
	h720	BOTERO-M-2-POM-CMT	FINITURE 24K LUCIDO//OPACO 24K POLISHED/MATTE FINISHES
		BOTERO-M-2-ANT-CMT	FINITURE ANTICATE 24K ANTIQUÉ 24K FINISHES



	DIMENSIONI SIZE	CODICE CODE	DESCRIZIONE DESCRIPTION
	2xØ400	BOTERO-2-L-CMT	NERO BLACK
	3200x1600	BOTERO-2-L-RAL-CMT	COLORI RAL RAL COLOURS
	2xØ400	BOTERO-2-L-EXT-CMT	FINITURA PER ESTERNO + PRIMER OUTDOOR FINISH + PRIMER
	h720	BOTERO-2-L-POL-CMT	FINITURE 24K LUCIDO//OPACO 24K POLISHED/MATTE FINISHES
		BOTERO-2-L-ANT-CMT	FINITURE ANTICATE 24K ANTIQUÉ 24K FINISHES



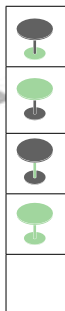
TOP NON INCLUSO
TOP NOT INCLUDED



DIMENSIONI	CODICE	DESCRIZIONE
SIZE	CODE	DESCRIPTION
Ø500	IKAR-50-H45	NERO BLACK
Ø1500		
Ø500	IKAR-50-H45-RAL	COLORI RAL RAL COLOURS
h450	IKAR-50-H45-EXT	FINITURA PER ESTERNO + PRIMER OUTDOOR FINISH + PRIMER
11,3 kg	IKAR-50-H45-POL	FINITURE 24K LUCIDO//OPACO 24K POLISHED/MATTE FINISHES
	IKAR-50-H45-ANT	FINITURE ANTICATE 24K ANTIQUÉ 24K FINISHES



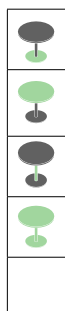
TOP NON INCLUSO
TOP NOT INCLUDED



DIMENSIONI	CODICE	DESCRIZIONE
SIZE	CODE	DESCRIPTION
Ø500	IKAR-50	NERO BLACK
Ø1500		
Ø500	IKAR-50-RAL	COLORI RAL RAL COLOURS
h730	IKAR-50-EXT	FINITURA PER ESTERNO + PRIMER OUTDOOR FINISH + PRIMER
18 kg	IKAR-50-POL	FINITURE 24K LUCIDO//OPACO 24K POLISHED/MATTE FINISHES
	IKAR-50-ANT	FINITURE ANTICATE 24K ANTIQUÉ 24K FINISHES



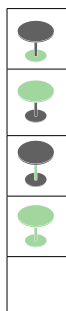
TOP NON INCLUSO
TOP NOT INCLUDED



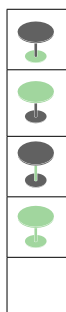
DIMENSIONI	CODICE	DESCRIZIONE
SIZE	CODE	DESCRIPTION
Ø500	IKAR-50-FF	NERO BLACK
Ø1500		
Ø500	IKAR-50-FF-RAL	COLORI RAL RAL COLOURS
h900*/1100	IKAR-50-FF-EXT	FINITURA PER ESTERNO + PRIMER OUTDOOR FINISH + PRIMER
27,5 kg	IKAR-50-FF-POL	FINITURE 24K LUCIDO//OPACO 24K POLISHED/MATTE FINISHES
	IKAR-50-FF-ANT	FINITURE ANTICATE 24K ANTIQUÉ 24K FINISHES

*MIN 6 PEZZI
MIN 6 ITEMS

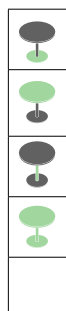
IKAR-CMT



DIMENSIONI	CODICE	DESCRIZIONE
SIZE	CODE	DESCRIPTION
Ø500	IKAR-50-H45-CMT50	NERO BLACK
Ø500	IKAR-50-H45-RAL-CMT50	COLORI RAL RAL COLOURS
Ø500	IKAR-50-H45-EXT-CMT50	FINITURA PER ESTERNO + PRIMER OUTDOOR FINISH + PRIMER
h450	IKAR-50-H45-POL-CMT50	FINITURE 24K LUCIDO//OPACO 24K POLISHED/MATTE FINISHES
15,8 kg	IKAR-50-H45-ANT-CMT50	FINITURE ANTICATE 24K ANTIQUÉ 24K FINISHES



DIMENSIONI	CODICE	DESCRIZIONE
SIZE	CODE	DESCRIPTION
Ø500	IKAR-50-CMT50	NERO BLACK
Ø500	IKAR-50-RAL-CMT50	COLORI RAL RAL COLOURS
Ø500	IKAR-50-EXT-CMT50	FINITURA PER ESTERNO + PRIMER OUTDOOR FINISH + PRIMER
h730	IKAR-50-POL-CMT50	FINITURE 24K LUCIDO//OPACO 24K POLISHED/MATTE FINISHES
22,5 kg	IKAR-50-ANT-CMT50	FINITURE ANTICATE 24K ANTIQUÉ 24K FINISHES



DIMENSIONI	CODICE	DESCRIZIONE
SIZE	CODE	DESCRIPTION
Ø500	IKAR-50-FF-CMT50	NERO BLACK
Ø500	IKAR-50-FF-RAL-CMT50	COLORI RAL RAL COLOURS
Ø500	IKAR-50-FF-EXT-CMT50	GREZZO CON TRASPARENTE RAW WITH TRANSPARENT FINISH
h900*/1100	IKAR-50-FF-POL-CMT50	FINITURE 24K LUCIDO//OPACO 24K POLISHED/MATTE FINISHES
32 kg	IKAR-50-FF-ANT-CMT50	FINITURE ANTICATE 24K ANTIQUÉ 24K FINISHES

*MIN 6 PEZZI
MIN 6 ITEMS

IKAR-CMT



	DIMENSIONI	CODICE	DESCRIZIONE
	SIZE	CODE	DESCRIPTION
	Ø500	IKAR-50-H45-CMT150	NERO BLACK
	Ø1500		
	Ø500	IKAR-50-H45-RAL-CMT150	COLORI RAL RAL COLOURS
	h450	IKAR-50-H45-EXT-CMT150	FINITURA PER ESTERNO + PRIMER OUTDOOR FINISH + PRIMER
	59 kg	IKAR-50-H45-POL-CMT150	FINITURE 24K LUCIDO//OPACO 24K POLISHED/MATTE FINISHES
		IKAR-50-H45-ANT-CMT150	FINITURE ANTICATE 24K ANTIQUÉ 24K FINISHES



	DIMENSIONI	CODICE	DESCRIZIONE
	SIZE	CODE	DESCRIPTION
	Ø500	IKAR-50-CMT150	NERO BLACK
	Ø1500		
	Ø500	IKAR-50-RAL-CMT150	COLORI RAL RAL COLOURS
	h730	IKAR-50-EXT-CMT150	FINITURA PER ESTERNO + PRIMER OUTDOOR FINISH + PRIMER
	66 kg	IKAR-50-POL-CMT150	FINITURE 24K LUCIDO//OPACO 24K POLISHED/MATTE FINISHES
		IKAR-50-ANT-CMT150	FINITURE ANTICATE 24K ANTIQUÉ 24K FINISHES



	DIMENSIONI	CODICE	DESCRIZIONE
	SIZE	CODE	DESCRIPTION
	Ø500	IKAR-50-FF-CMT150	NERO BLACK
	Ø1500		
	Ø500	IKAR-50-FF-RAL-CMT150	COLORI RAL RAL COLOURS
	h900*/1100	IKAR-50-FF-EXT-CMT150	FINITURA PER ESTERNO + PRIMER OUTDOOR FINISH + PRIMER
	75,5 kg	IKAR-50-FF-POL-CMT150	FINITURE 24K LUCIDO//OPACO 24K POLISHED/MATTE FINISHES
		IKAR-50-FF-ANT-CMT150	FINITURE ANTICATE 24K ANTIQUÉ 24K FINISHES

*MIN 6 PEZZI
MIN 6 ITEMS

IKAR-CMT



	DIMENSIONI SIZE	CODICE CODE	DESCRIZIONE DESCRIPTION
	Ø944	IKAR-100-H38-CMT	NERO BLACK
	Ø944		
	Ø944	IKAR-100-H38-RAL-CMT	COLORI RAL RAL COLOURS
	h380	IKAR-100-H38-EXT-CMT	FINITURA PER ESTERNO + PRIMER OUTDOOR FINISH + PRIMER
	36 kg	IKAR-100-H38-POL-CMT	FINITURE 24K LUCIDO//OPACO 24K POLISHED/MATTE FINISHES
		IKAR-100-H38-ANT-CMT	FINITURE ANTICATE 24K ANTIQUÉ 24K FINISHES



	DIMENSIONI SIZE	CODICE CODE	DESCRIZIONE DESCRIPTION
	Ø500	IKAR-50-H45-CMT100	NERO BLACK
	Ø1000		
	Ø500	IKAR-50-H45-RAL-CMT100	COLORI RAL RAL COLOURS
	h450	IKAR-50-H45-EXT-CMT100	FINITURA PER ESTERNO + PRIMER OUTDOOR FINISH + PRIMER
	30 kg	IKAR-50-H45-POL-CMT100	FINITURE 24K LUCIDO//OPACO 24K POLISHED/MATTE FINISHES
		IKAR-50-H45-ANT-CMT100	FINITURE ANTICATE 24K ANTIQUÉ 24K FINISHES





IKAR-2-CMT







	DIMENSIONI SIZE	CODICE CODE	DESCRIZIONE DESCRIPTION
	2xØ500	IKAR-2-CMT	NERO BLACK
	3200x1600		
	2xØ500	IKAR-2-RAL-CMT	COLORI RAL RAL COLOURS
	h720	IKAR-2-EXT-CMT	FINITURA PER ESTERNO + PRIMER OUTDOOR FINISH + PRIMER
		IKAR-2-POL-CMT	FINITURE 24K LUCIDO//OPACO 24K POLISHED/MATTE FINISHES
		IKAR-2-ANT-CMT	FINITURE ANTICATE 24K ANTIQUÉ 24K FINISHES

IKAR-PLUS







	DIMENSIONI SIZE	CODICE CODE	DESCRIZIONE DESCRIPTION
	Ø500	IKAR-50-H45-PLUS	NERO BLACK
	Ø1500		
	Ø500	IKAR-50-H45-RAL-PLUS	COLORI RAL RAL COLOURS
	h450	IKAR-50-H45-EXT-PLUS	FINITURA PER ESTERNO + PRIMER OUTDOOR FINISH + PRIMER
	22,3 kg	IKAR-50-H45-POL-PLUS	FINITURE 24K LUCIDO//OPACO 24K POLISHED/MATTE FINISHES
		IKAR-50-H45-ANT-PLUS	FINITURE ANTICATE 24K ANTIQUÉ 24K FINISHES



	DIMENSIONI SIZE	CODICE CODE	DESCRIZIONE DESCRIPTION
	Ø500	IKAR-50-PLUS	NERO BLACK
	Ø1500		
	Ø500	IKAR-50-RAL-PLUS	COLORI RAL RAL COLOURS
	h730	IKAR-50-EXT-PLUS	FINITURA PER ESTERNO + PRIMER OUTDOOR FINISH + PRIMER
	29 kg	IKAR-50-POL-PLUS	FINITURE 24K LUCIDO//OPACO 24K POLISHED/MATTE FINISHES
		IKAR-50-ANT-PLUS	FINITURE ANTICATE 24K ANTIQUÉ 24K FINISHES



	DIMENSIONI SIZE	CODICE CODE	DESCRIZIONE DESCRIPTION
	Ø500	IKAR-50-PLUS-FF	NERO BLACK
	Ø1500		
	Ø500	IKAR-50-PLUS-FF-RAL	COLORI RAL RAL COLOURS
	h1100	IKAR-50-PLUS-FF-EXT	FINITURA PER ESTERNO + PRIMER OUTDOOR FINISH + PRIMER
	38 kg	IKAR-50-PLUS-FF-POL	FINITURE 24K LUCIDO//OPACO 24K POLISHED/MATTE FINISHES
		IKAR-50-PLUS-FF-ANT	FINITURE ANTICATE 24K ANTIQUÉ 24K FINISHES

IKAR-PLUS-CMT









	DIMENSIONI SIZE	CODICE CODE	DESCRIZIONE DESCRIPTION
	Ø500	IKAR-50-H45-PLUS-CMT150	NERO BLACK
	Ø1500		
	Ø500	IKAR-50-H45-PLUS-RAL-CMT150	COLORI RAL RAL COLOURS
	h450	IKAR-H45-PLUS-50-EXT-CMT150	FINITURA PER ESTERNO + PRIMER OUTDOOR FINISH + PRIMER
	70 kg	IKAR-50-H45-PLUS-POL-CMT150	FINITURE 24K LUCIDO//OPACO 24K POLISHED/MATTE FINISHES
		IKAR-50-H45-PLUS-ANT-CMT150	FINITURE ANTICATE 24K ANTIQUÉ 24K FINISHES















	DIMENSIONI SIZE	CODICE CODE	DESCRIZIONE DESCRIPTION
	Ø500	IKAR-50-PLUS-CMT150	NERO BLACK
	Ø1500		
	Ø500	IKAR-50-PLUS-RAL-CMT150	COLORI RAL RAL COLOURS
	h730	IKAR-PLUS-50-EXT-CMT150	FINITURA PER ESTERNO + PRIMER OUTDOOR FINISH + PRIMER
	77 kg	IKAR-50-PLUS-POL-CMT150	FINITURE 24K LUCIDO//OPACO 24K POLISHED/MATTE FINISHES
		IKAR-50-PLUS-ANT-CMT150	FINITURE ANTICATE 24K ANTIQUÉ 24K FINISHES









	DIMENSIONI SIZE	CODICE CODE	DESCRIZIONE DESCRIPTION
	Ø500	IKAR-50-PLUS-FF-CMT150	NERO BLACK
	Ø1500		
	Ø500	IKAR-50-PLUS-FF-RAL-CMT150	COLORI RAL RAL COLOURS
	h1100	IKAR-50-PLUS-FF-EXT-CMT150	FINITURA PER ESTERNO + PRIMER OUTDOOR FINISH + PRIMER
	86 kg	IKAR-50-PLUS-FF-POL-CMT150	FINITURE 24K LUCIDO//OPACO 24K POLISHED/MATTE FINISHES
		IKAR-50-PLUS-FF-ANT-CMT150	FINITURE ANTICATE 24K ANTIQUÉ 24K FINISHES


	DIMENSIONI SIZE	CODICE CODE	DESCRIZIONE DESCRIPTION
 <p>TOP NON INCLUSO TOP NOT INCLUDED</p>	 350x350	ENEA-35-BI	NERO BLACK
	 700x700		
	 350x350		
	 h720		
	 15 kg		







	DIMENSIONI SIZE	CODICE CODE	DESCRIZIONE DESCRIPTION
	 //	ENEA-3-BI-CMT	NERO + FINITURE 24K BLACK + 24K FINISHES
	 3200x1600		
	 //		
	 h720		
	 //		


	DIMENSIONI SIZE	CODICE CODE	DESCRIZIONE DESCRIPTION
 <p>TOP NON INCLUSO TOP NOT INCLUDED</p>	 800x800	ENEA-88-BI	NERO BLACK
	 1600x1600		
	 200x200		
	 h720		
	 // kg		







	DIMENSIONI SIZE	CODICE CODE	DESCRIZIONE DESCRIPTION
 <p>TOP NON INCLUSO TOP NOT INCLUDED</p>	 1000x1000	ENEA-1010-BI	NERO BLACK
	 2000x2000		
	 200x200		
	 h720		
			


JAR-BUFFET









	DIMENSIONI SIZE	CODICE CODE	DESCRIZIONE DESCRIPTION
	Ø500	JAR-BUFFET-ITR	NERO BLACK
	Ø1500		
	Ø500	JAR-BUFFET-RAL-ITR	COLORI RAL RAL COLOURS
	h450	JAR-BUFFET-EXT-ITR	FINITURA PER ESTERNO + PRIMER OUTDOOR FINISH + PRIMER
		JAR-BUFFET-POL-ITR	FINITURE 24K SATINATO/OPACO 24K SATIN/MATTE FINISHES
		JAR-BUFFET-ANT-ITR	FINITURE ANTICATE 24K ANTIQUÉ 24K FINISHES

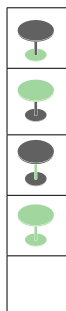


	DIMENSIONI SIZE	CODICE CODE	DESCRIZIONE DESCRIPTION
	Ø500	JAR-BUFFET-ITB	NERO BLACK
	Ø1500		
	Ø500	JAR-BUFFET-RAL-ITB	COLORI RAL RAL COLOURS
	h730	JAR-BUFFET-EXT-ITB	FINITURA PER ESTERNO + PRIMER OUTDOOR FINISH + PRIMER
		JAR-BUFFET-POL-ITB	FINITURE 24K SATINATO/OPACO 24K SATIN/MATTE FINISHES
		JAR-BUFFET-ANT-ITB	FINITURE ANTICATE 24K ANTIQUÉ 24K FINISHES



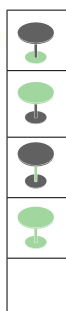
	DIMENSIONI SIZE	CODICE CODE	DESCRIZIONE DESCRIPTION
	Ø500	JAR-BUFFET-ITB	NERO BLACK
	Ø1500		
	Ø500	JAR-BUFFET-RAL-ITB	COLORI RAL RAL COLOURS
	h1100	JAR-BUFFET-EXT-ITB	FINITURA PER ESTERNO + PRIMER OUTDOOR FINISH + PRIMER
		JAR-BUFFET-POL-ITB	FINITURE 24K SATINATO/OPACO 24K SATIN/MATTE FINISHES
		JAR-BUFFET-ANT-ITB	FINITURE ANTICATE 24K ANTIQUÉ 24K FINISHES

KEPLER-350-2-T20




	DIMENSIONI SIZE	CODICE CODE	DESCRIZIONE DESCRIPTION
	Ø350	KEPLER-350-2-T20	NERO BLACK
	Ø600	KEPLER-350-2-T20-RAL	COLORI RAL RAL COLOURS
	Ø20	KEPLER-350-2-T20-EXT	FINITURA PER ESTERNO + PRIMER OUTDOOR FINISH + PRIMER
	h480	KEPLER-350-2-T20-POL	FINITURE 24K SATINATO/OPACO 24K SATIN/MATTE FINISHES
	5kg	KEPLER-350-2-T20-ANT	FINITURE ANTICATE 24K ANTIQUÉ 24K FINISHES

KEPLER-350-2-T20-CMT





	DIMENSIONI SIZE	CODICE CODE	DESCRIZIONE DESCRIPTION
	Ø350	KEPLER-350-2-T20-CMT	NERO BLACK
	Ø600	KEPLER-350-2-T20-RAL-CMT	COLORI RAL RAL COLOURS
	Ø20	KEPLER-350-2-T20-EXT-CMT	FINITURA PER ESTERNO + PRIMER OUTDOOR FINISH + PRIMER
	h530	KEPLER-350-2-T20-POL-CMT	FINITURE 24K SATINATO/OPACO 24K SATIN/MATTE FINISHES
	12 kg	KEPLER-350-2-T20-ANT-CMT	FINITURE ANTICATE 24K ANTIQUÉ 24K FINISHES

BOOMERANG-CLOCK

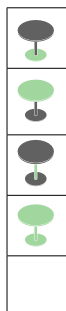
	DIMENSIONI	CODICE	DESCRIZIONE
	SIZE	CODE	DESCRIPTION
	Ø350	BOOMERANG-CLOCK-100-14-CMT	NERO BLACK
	Ø1600	BOOMERANG-CLOCK-100-14-RAL-CMT	COLORI RAL RAL COLOURS
	Ø20	BOOMERANG-CLOCK-100-14-EXT-CMT	FINITURA PER ESTERNO + PRIMER OUTDOOR FINISH + PRIMER
	h740	BOOMERANG-CLOCK-100-14-POL-CMT	FINITURE 24K SATINATO/OPACO 24K SATIN/MATTE FINISHES
		BOOMERANG-CLOCK-100-14-ANT-CMT	FINITURE ANTICATE 24K ANTIQUÉ 24K FINISHES
		BOOMERANG-CLOCK-100-14-GAL-CMT	FINITURA ORO GALVANICO LUCIDO/ SATINATO/OPACO GALVANIC GOLD POLISHED/SATIN/MATTE FINISH

JAR-LUX

	DIMENSIONI	CODICE	DESCRIZIONE
	SIZE	CODE	DESCRIPTION
	Ø350	JAR-40-LUX	NERO + FINITURE 24K BLACK + 24K FINISHES
	Ø800 700x700	JAR-40-LUX-FAT	NERO + FINITURE 24K BLACK + 24K FINISHES
	Ø20		
	h725		

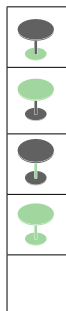
	DIMENSIONI	CODICE	DESCRIZIONE
	SIZE	CODE	DESCRIPTION
	Ø350	JAR-40-LUX-FF	NERO + FINITURE 24K BLACK + 24K FINISHES
	Ø700 600x600	JAR-40-LUX-FF-FAT	NERO + FINITURE 24K BLACK + 24K FINISHES
	Ø20		
	h1100		

TAULA-REV



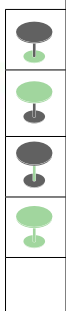
DIMENSIONI SIZE	CODICE CODE	DESCRIZIONE DESCRIPTION
380x380	TAULA-REV	NERO BLACK
800x800	TAULA-REV-RAL	COLORI RAL RAL COLOURS
//	TAULA-REV-EXT	FINITURA PER ESTERNO + PRIMER OUTDOOR FINISH + PRIMER
h730	TAULA-REV-POL	FINITURE 24K SATINATO/OPACO 24K SATIN/MATTE FINISHES
	TAULA-REV-ANT	FINITURE ANTICATE 24K ANTIQUUE 24K FINISHES
	TAULA-REV-GAL	FINITURA ORO GALVANICO LUCIDO/SATINATO/OPACO GALVANIC GOLD POLISHED/SATIN/MATTE FINISH

FOUR



DIMENSIONI SIZE	CODICE CODE	DESCRIZIONE DESCRIPTION
Ø710	FOUR	NERO BLACK
Ø1000	FOUR-RAL	COLORI RAL RAL COLOURS
Ø60	FOUR-EXT	FINITURA PER ESTERNO + PRIMER OUTDOOR FINISH + PRIMER
h730	FOUR-POL	FINITURE 24K SATINATO/OPACO 24K SATIN/MATTE FINISHES
	FOUR-ANT	FINITURE ANTICATE 24K ANTIQUUE 24K FINISHES

CONSOLLE



DIMENSIONI SIZE	CODICE CODE	DESCRIZIONE DESCRIPTION
1500x470	CONSOLLE-MT	NERO BLACK
//	CONSOLLE-MT-POL	FINITURE 24K SATINATO/OPACO 24K SATIN/MATTE FINISHES
h870	CONSOLLE-MT-ANT	FINITURE ANTICATE 24K ANTIQUUE 24K FINISHES

LOUNGE-CMT



	DIMENSIONI SIZE	CODICE CODE	DESCRIZIONE DESCRIPTION
	Ø500	LOUNGE-50-RAL-CMT	COLORI RAL RAL COLOURS
	Ø500	LOUNGE-50-POL-CMT	FINITURE 24K SATINATO/OPACO 24K SATIN/MATTE FINISHES
	//	LOUNGE-50-ANT-CMT	FINITURE ANTICATE 24K ANTIQUÉ 24K FINISHES
	h400		



	DIMENSIONI SIZE	CODICE CODE	DESCRIZIONE DESCRIPTION
	Ø800	LOUNGE-80-RAL-CMT	COLORI RAL RAL COLOURS
	Ø800	LOUNGE-80-POL-CMT	FINITURE 24K SATINATO/OPACO 24K SATIN/MATTE FINISHES
	//	LOUNGE-80-ANT-CMT	FINITURE ANTICATE 24K ANTIQUÉ 24K FINISHES
	h400		



	DIMENSIONI SIZE	CODICE CODE	DESCRIZIONE DESCRIPTION
	Ø1000	LOUNGE-100-RAL-CMT	COLORI RAL RAL COLOURS
	Ø1000	LOUNGE-100-POL-CMT	FINITURE 24K SATINATO/OPACO 24K SATIN/MATTE FINISHES
	//	LOUNGE-100-ANT-CMT	FINITURE ANTICATE 24K ANTIQUÉ 24K FINISHES
	h400		




	DIMENSIONI SIZE	CODICE CODE	DESCRIZIONE DESCRIPTION
	Ø800	LOUNGE-80-RAL-WT	COLORI RAL - TOP LEGNO RAL COLOURS - WOODEN TOP
	Ø800	LOUNGE-80-POL-WT	24K LUCIDO/SATINATO/OPACO - TOP LEGNO 24K POLISHED/SATIN/MATTE FINISHES - WOODEN TOP
	//	LOUNGE-80-ANT-WT	FINITURE ANTICATE 24K - TOP LEGNO ANTIQUÉ 24K FINISHES - WOODEN TOP
	h400		

NOVITÀ ACCESSORI 2022

NEW ACCESSORIES 2022

BALOK-LAMP

	DIMENSIONI <small>SIZE</small>	CODICE <small>CODE</small>	DESCRIZIONE <small>DESCRIPTION</small>
	//	BALOK-LAMP-RAL	COLORI RAL <small>RAL COLOURS</small>
	Ø175	BALOK-LAMP-POL	FINITURE 24K SATINATO/OPACO <small>24K SATIN/MATTE FINISHES</small>
	h 230	BALOK-LAMP-ANT	FINITURE ANTICATE 24K <small>ANTIQUE 24K FINISHES</small>
	// 0,5 / 1,5 kg	BALOK-LAMP-GAL	FINITURA ORO GALVANICO LUCIDO/SATINATO/OPACO <small>GALVANIC GOLD POLISHED/SATIN/MATTE FINISH</small>

TAVOLI
BASAMENTI TAVOLI

TABLES
TABLE BASES

JEAN

FORNITO CON PIEDINI REGOLABILI
SUPPLIED WITH ADJUSTABLE FEET



TOP NON INCLUSO
TOP NOT INCLUDED

	DIMENSIONI SIZE	CODICE CODE	DESCRIZIONE DESCRIPTION
	460 mm x 460 mm	JEAN	STRUTTURA IN FERRO VERNICIATO E LISTELLI IN LEGNO DI FAGGIO
	Ø800 mm 700x700 mm		
	//		
	h730		
	//		



TOP NON INCLUSO
TOP NOT INCLUDED

	DIMENSIONI SIZE	CODICE CODE	DESCRIZIONE DESCRIPTION
	700 mm x 700 mm	JEAN-FF	STRUTTURA IN FERRO VERNICIATO E LISTELLI IN LEGNO DI FAGGIO
	Ø1000 mm 900x900 mm		
	//		
	h1100		
	//		

JEAN-2

FORNITO CON PIEDINI REGOLABILI
SUPPLIED WITH ADJUSTABLE FEET



TOP NON INCLUSO
TOP NOT INCLUDED






	DIMENSIONI SIZE	CODICE CODE	DESCRIZIONE DESCRIPTION
	//	JEAN-2	STRUTTURA IN FERRO VERNICIATO E LISTELLI IN LEGNO DI FAGGIO
	1200x900		
	//		
	h730		
	//		













TOP NON INCLUSO
TOP NOT INCLUDED

	DIMENSIONI SIZE	CODICE CODE	DESCRIZIONE DESCRIPTION
	//	JEAN-2-FF	STRUTTURA IN FERRO VERNICIATO E LISTELLI IN LEGNO DI FAGGIO
	1000x700		
	//		
	h1100		
	//		

LOUNGE






		DIMENSIONI	CODICE	DESCRIZIONE
		SIZE	CODE	DESCRIPTION
 <p>TOP NON INCLUSO TOP NOT INCLUDED</p>		Ø500	LOUNGE-50-RAL	Ø500 MM - COLORI RAL Ø500 MM - RAL COLOURS*
		Ø500		
		//	LOUNGE-50-POL	Ø500 MM - 24K LUCIDO/SATINATO/OPACO Ø500MM - 24K POLISHED/SATIN/MATTE FINISHES*
		h400	LOUNGE-50-ANT	Ø500 MM - FINITURE ANTICATE 24K Ø500 MM - ANTIQUE 24K FINISHES*

		DIMENSIONI	CODICE	DESCRIZIONE
		SIZE	CODE	DESCRIPTION
 <p>TOP NON INCLUSO TOP NOT INCLUDED</p>		Ø800	LOUNGE-80-RAL	Ø800 MM - COLORI RAL Ø800 MM - RAL COLOURS*
		Ø800		
		//	LOUNGE-80-POL	Ø800 MM - 24K LUCIDO/SATINATO/OPACO Ø800MM - 24K POLISHED/SATIN/MATTE FINISHES*
		h400	LOUNGE-80-ANT	Ø800 MM - FINITURE ANTICATE 24K Ø800 MM - ANTIQUE 24K FINISHES*

		DIMENSIONI	CODICE	DESCRIZIONE
		SIZE	CODE	DESCRIPTION
 <p>TOP NON INCLUSO TOP NOT INCLUDED</p>		Ø1000	LOUNGE-100-RAL	Ø1000 MM - COLORI RAL Ø1000 MM - RAL COLOURS*
		Ø1000		
		//	LOUNGE-100-POL	Ø1000 MM - 24K LUCIDO/SATINATO/OPACO Ø1000MM - 24K POLISHED/SATIN/MATTE FINISHES*
		h400	LOUNGE-100-ANT	Ø1000 MM - FINITURE ANTICATE 24K Ø1000 MM - ANTIQUE 24K FINISHES*








TOP NON INCLUSO
TOP NOT INCLUDED

	DIMENSIONI SIZE	CODICE CODE	DESCRIZIONE DESCRIPTION
	600x600mm	NAVIA-66-RAL	COLORI RAL RAL COLOURS
	600x600mm		
	//	NAVIA-66-POL	FINITURE SPECIALI E 24K LUCIDO/SATINATO/OPACO SPECIAL AND 24K POLISHED/SATIN/MATTE FINISHES
	h730	NAVIA-66-ANT	FINITURE ANTICATE 24K ANTIQUÉ 24K FINISHES
	//		








TOP NON INCLUSO
TOP NOT INCLUDED

	DIMENSIONI SIZE	CODICE CODE	DESCRIZIONE DESCRIPTION
	800x800mm	NAVIA-88-RAL	COLORI RAL RAL COLOURS
	800x800mm		
	//	NAVIA-88-POL	FINITURE SPECIALI E 24K LUCIDO/SATINATO/OPACO SPECIAL AND 24K POLISHED/SATIN/MATTE FINISHES
	h730	NAVIA-88-ANT	FINITURE ANTICATE 24K ANTIQUÉ 24K FINISHES
	//		



TOP NON INCLUSO
TOP NOT INCLUDED

	DIMENSIONI SIZE	CODICE CODE	DESCRIZIONE DESCRIPTION
	1000x1000mm	NAVIA-1010-RAL	COLORI RAL RAL COLOURS
	1000x1000mm		
	//	NAVIA-1010-POL	FINITURE SPECIALI E 24K LUCIDO/SATINATO/OPACO SPECIAL AND 24K POLISHED/SATIN/MATTE FINISHES
	h730	NAVIA-1010-ANT	FINITURE ANTICATE 24K ANTIQUÉ 24K FINISHES
	//		



TOP NON INCLUSO
TOP NOT INCLUDED

	DIMENSIONI SIZE	CODICE CODE	DESCRIZIONE DESCRIPTION
	1400x800mm	NAVIA-1480-RAL	COLORI RAL RAL COLOURS
	1400x800mm		
	//	NAVIA-1480-POL	FINITURE SPECIALI E 24K LUCIDO/SATINATO/OPACO SPECIAL AND 24K POLISHED/SATIN/MATTE FINISHES
	h730		
	//	NAVIA-1480-ANT	FINITURE ANTICATE 24K ANTIQUÉ 24K FINISHES



TOP NON INCLUSO
TOP NOT INCLUDED

	DIMENSIONI SIZE	CODICE CODE	DESCRIZIONE DESCRIPTION
	1800x800mm	NAVIA-1880-RAL	COLORI RAL RAL COLOURS
	1800x800mm	NAVIA-1880-POL	FINITURE SPECIALI E 24K LUCIDO/SATINATO/OPACO SPECIAL AND 24K POLISHED/SATIN/MATTE FINISHES
	//		
	h730	NAVIA-1880-ANT	FINITURE ANTICATE 24K ANTIQUÉ 24K FINISHES
	//		



TOP NON INCLUSO
TOP NOT INCLUDED

	DIMENSIONI SIZE	CODICE CODE	DESCRIZIONE DESCRIPTION
	2000x800mm	NAVIA-2080-RAL	COLORI RAL RAL COLOURS
	2000x800mm	NAVIA-2080-POL	FINITURE SPECIALI E 24K LUCIDO/SATINATO/OPACO SPECIAL AND 24K POLISHED/SATIN/MATTE FINISHES
	//		
	h730	NAVIA-2080-ANT	FINITURE ANTICATE 24K ANTIQUÉ 24K FINISHES
	//		



	DIMENSIONI SIZE	CODICE CODE	DESCRIZIONE DESCRIPTION
	800x400	ALFA	NERO BLACK
	800x1400		
	//	ALFA-RAL	COLORI RAL RAL COLOURS
	h730	ALFA-EXT	FINITURA PER ESTERNO + PRIMER OUTDOOR FINISH + PRIMER
	11,5 kg	ALFA-FER	GREZZO CON TRASPARENTE RAW WITH TRANSPARENT FINISH
		ALFA-POL	FINITURE SPECIALI E 24K LUCIDO/SATINATO/OPACO SPECIAL AND 24K POLISHED/SATIN/MATTE FINISHES
		ALFA-ANT	FINITURE ANTICATE 24K ANTIQUÉ 24K FINISHES
		ALFA-GAL	FINITURA ORO GALVANICO LUCIDO/SATINATO/OPACO GALVANIC GOLD POLISHED/SATIN/MATTE FINISH









TOP NON INCLUSO
TOP NOT INCLUDED







	DIMENSIONI SIZE	CODICE CODE	DESCRIZIONE DESCRIPTION
	800x400	ALFA-FF	NERO BLACK
	800x1400		
	//	ALFA-FF-RAL	COLORI RAL RAL COLOURS
	h1100	ALFA-FF-EXT	FINITURA PER ESTERNO + PRIMER OUTDOOR FINISH + PRIMER
	15 kg	ALFA-FF-FER	GREZZO CON TRASPARENTE RAW WITH TRANSPARENT FINISH
		ALFA-FF-POL	FINITURE SPECIALI E 24K LUCIDO/SATINATO/OPACO SPECIAL AND 24K POLISHED/SATIN/MATTE FINISHES
		ALFA-FF-ANT	FINITURE ANTICATE 24K ANTIQUÉ 24K FINISHES
		ALFA-FF-GAL	FINITURA ORO GALVANICO LUCIDO/SATINATO/OPACO GALVANIC GOLD POLISHED/SATIN/MATTE FINISH

ALFA-2

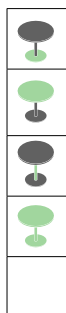
FORNITO CON PIEDINI REGOLABILI
SUPPLIED WITH ADJUSTABLE FEET



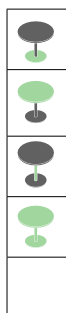
		DIMENSIONI	CODICE	DESCRIZIONE
		SIZE	CODE	DESCRIPTION
 <p>TOP NON INCLUSO TOP NOT INCLUDED</p>		800x400	ALFA-2	NERO BLACK
		1600x3200		
		//	ALFA-2-RAL	COLORI RAL RAL COLOURS
		h730	ALFA-2-EXT	FINITURA PER ESTERNO + PRIMER OUTDOOR FINISH + PRIMER
		11,5 x2 kg	ALFA-2-FER	GREZZO CON TRASPARENTE RAW WITH TRANSPARENT FINISH
			ALFA-2-POL	FINITURE SPECIALI E 24K LUCIDO/SATINATO/OPACO SPECIAL AND 24K POLISHED/SATIN/MATTE FINISHES
			ALFA-2-ANT	FINITURE ANTICATE 24K ANTIQUÉ 24K FINISHES
			ALFA-2-GAL	FINITURA ORO GALVANICO LUCIDO/SATINATO/OPACO GALVANIC GOLD POLISHED/SATIN/MATTE FINISH

		DIMENSIONI	CODICE	DESCRIZIONE
		SIZE	CODE	DESCRIPTION
 <p>TOP NON INCLUSO TOP NOT INCLUDED</p>		800x400	ALFA-2-FF	NERO BLACK
		1600x3200		
		//	ALFA-2-FF-RAL	COLORI RAL RAL COLOURS
		h1100	ALFA-2-FF-EXT	FINITURA PER ESTERNO + PRIMER OUTDOOR FINISH + PRIMER
		15 x 2 kg	ALFA-2-FF-FER	GREZZO CON TRASPARENTE RAW WITH TRANSPARENT FINISH
			ALFA-2-FF-POL	FINITURE SPECIALI E 24K LUCIDO/SATINATO/OPACO SPECIAL AND 24K POLISHED/SATIN/MATTE FINISHES
			ALFA-2-FF-ANT	FINITURE ANTICATE 24K ANTIQUÉ 24K FINISHES
			ALFA-2-FF-GAL	FINITURA ORO GALVANICO LUCIDO/SATINATO/OPACO GALVANIC GOLD POLISHED/SATIN/MATTE FINISH

BOTERO








DIMENSIONI	CODICE	DESCRIZIONE
SIZE	CODE	DESCRIPTION
Ø400	BOTERO-M	NERO BLACK
Ø1000	BOTERO-M-RAL	COLORI RAL RAL COLOURS
Ø60	BOTERO-M-EXT	FINITURA PER ESTERNO + PRIMER OUTDOOR FINISH + PRIMER
h730	BOTERO-M-POL	FINITURE 24K LUCIDO//OPACO 24K POLISHED/MATTE FINISHES
12 kg	BOTERO-M-ANT	FINITURE ANTICATE 24K ANTIQUÉ 24K FINISHES



DIMENSIONI	CODICE	DESCRIZIONE
SIZE	CODE	DESCRIPTION
Ø400	BOTERO-L	NERO BLACK
Ø1000	BOTERO-L-RAL	COLORI RAL RAL COLOURS
Ø60	BOTERO-L-EXT	FINITURA PER ESTERNO + PRIMER OUTDOOR FINISH + PRIMER
h730	BOTERO-L-POL	FINITURE 24K LUCIDO//OPACO 24K POLISHED/MATTE FINISHES
14 kg	BOTERO-L-ANT	FINITURE ANTICATE 24K ANTIQUÉ 24K FINISHES






BOTERO



	DIMENSIONI SIZE	CODICE CODE	DESCRIZIONE DESCRIPTION
	Ø400	BOTERO-XL	NERO BLACK
	Ø1000		
	Ø60	BOTERO-XL-RAL	COLORI RAL RAL COLOURS
	h1100	BOTERO-XL-EXT	FINITURA PER ESTERNO + PRIMER OUTDOOR FINISH + PRIMER
	22 kg	BOTERO-XL-POL	FINITURE 24K LUCIDO//OPACO 24K POLISHED/MATTE FINISHES
		BOTERO-XL-ANT	FINITURE ANTICATE 24K ANTIQUÉ 24K FINISHES






TYPHA-RONDO-W-36








	DIMENSIONI SIZE	CODICE CODE	DESCRIZIONE DESCRIPTION
	350x350	TYPHA-RONDO-W-36	NERO BLACK
	Ø400 mm 420 mm x 420 mm		
	//	TYPHA-RONDO-W-36-RAL	COLORI RAL RAL COLOURS
	h1100	TYPHA-RONDO-W-36-EXT	FINITURA PER ESTERNO + PRIMER OUTDOOR FINISH + PRIMER
	15 x 2 kg	TYPHA-RONDO-W-36-GAL	FINITURA GALVANICA LUCIDA/OPACA POLISHED/MATTE GALVANIC FINISH

RELAX



	DIMENSIONI SIZE	CODICE CODE	DESCRIZIONE DESCRIPTION
	Ø600	RELAX-60	NERO BLACK
	Ø600		
	//	RELAX-60-RAL	COLORI RAL RAL COLOURS
	h400	RELAX-60-EXT	FINITURA PER ESTERNO + PRIMER OUTDOOR FINISH + PRIMER
	//	RELAX-60-POL	FINITURE 24K SATINATO/OPACO 24K SATIN/MATTE FINISHES
		RELAX-60-ANT	FINITURE ANTICATE 24K ANTIQUÉ 24K FINISHES
		RELAX-60-GAL	FINITURA ORO GALVANICO SATINATO GALVANIC GOLD SATIN FINISH



	DIMENSIONI SIZE	CODICE CODE	DESCRIZIONE DESCRIPTION
	Ø800	RELAX-80	NERO BLACK
	Ø800		
	//	RELAX-80-RAL	COLORI RAL RAL COLOURS
	h400	RELAX-80-EXT	FINITURA PER ESTERNO + PRIMER OUTDOOR FINISH + PRIMER
	//	RELAX-80-POL	FINITURE 24K SATINATO/OPACO 24K SATIN/MATTE FINISHES
		RELAX-80-ANT	FINITURE ANTICATE 24K ANTIQUÉ 24K FINISHES
		RELAX-80-GAL	FINITURA ORO GALVANICO SATINATO GALVANIC GOLD SATIN FINISH

RELAX



	DIMENSIONI SIZE	CODICE CODE	DESCRIZIONE DESCRIPTION
	Ø1000	RELAX-100	NERO BLACK
	Ø1000		
	//	RELAX-100-RAL	COLORI RAL RAL COLOURS
	h400	RELAX-100-EXT	FINITURA PER ESTERNO + PRIMER OUTDOOR FINISH + PRIMER
	//	RELAX-100-POL	FINITURE 24K SATINATO/OPACO 24K SATIN/MATTE FINISHES
		RELAX-100-ANT	FINITURE ANTICATE 24K ANTIQUÉ 24K FINISHES
		RELAX-100-GAL	FINITURA ORO GALVANICO SATINATO GALVANIC GOLD SATIN FINISH

POISE



	DIMENSIONI SIZE	CODICE CODE	DESCRIZIONE DESCRIPTION
	Ø350	POISE-IT	NERO BLACK
	Ø350		
	//	POISE-IT-RAL	COLORI RAL RAL COLOURS
	h400	POISE-IT-EXT	FINITURA PER ESTERNO + PRIMER OUTDOOR FINISH + PRIMER
	//	POISE-IT-GAL	FINITURA GALVANICA LUCIDA/OPACA POLISHED/MATTE GALVANIC FINISH



	DIMENSIONI SIZE	CODICE CODE	DESCRIZIONE DESCRIPTION
	Ø350	POISE-CMT	NERO BLACK
	Ø350		
	//	POISE-RAL-CMT	COLORI RAL RAL COLOURS
	h400	POISE-EXT-CMT	FINITURA PER ESTERNO + PRIMER OUTDOOR FINISH + PRIMER
	//	POISE-GAL-CMT	FINITURA GALVANICA LUCIDA/OPACA POLISHED/MATTE GALVANIC FINISH

SLIPIRA-BI

FORNITO CON PIEDINI REGOLABILI
SUPPLIED WITH ADJUSTABLE FEET



	DIMENSIONI SIZE	CODICE CODE	DESCRIZIONE DESCRIPTION
	400x400	SLIPIRA-44-BI	FINITURE 24 K + NERO 24 K FINISHES + BLACK
	Ø1000/900X900	SLIPIRA-44-BI-RAL	FINITURE RAL + NERO RAL FINISHES + BLACK
	//	SLIPIRA-44-BI-EXT	FINITURE 24 K + FINITURA PER ESTERNO 24 K FINISHES + OUTDOOR FINISHES
	h730	SLIPIRA-44-BI-FF	FINITURE 24 K + NERO 24 K FINISHES + BLACK
	24 kg	SLIPIRA-44-BI-FF	FINITURE RAL + NERO RAL FINISHES + BLACK
		SLIPIRA-44-BI-FF	FINITURE 24 K + FINITURA PER ESTERNO 24 K FINISHES + OUTDOOR FINISHES



	DIMENSIONI SIZE	CODICE CODE	DESCRIZIONE DESCRIPTION
	600x420	SLIPIRA-64-BI	FINITURE 24 K + NERO 24 K FINISHES + BLACK
	1200X900	SLIPIRA-64-BI-RAL	FINITURE RAL + NERO RAL FINISHES + BLACK
	//	SLIPIRA-64-BI-EXT	FINITURE 24 K + FINITURA PER ESTERNO 24 K FINISHES + OUTDOOR FINISHES
	h730	SLIPIRA-64-BI-FF	FINITURE 24 K + NERO 24 K FINISHES + BLACK
	24 kg	SLIPIRA-64-BI-RAL-FF	FINITURE RAL + NERO RAL FINISHES + BLACK
		SLIPIRA-64-BI-EXT-FF	FINITURE 24 K + FINITURA PER ESTERNO 24 K FINISHES + OUTDOOR FINISHES



	DIMENSIONI SIZE	CODICE CODE	DESCRIZIONE DESCRIPTION
	800x420	SLIPIRA-84-2-BI	FINITURE 24 K + NERO 24 K FINISHES + BLACK
	1800x900	SLIPIRA-84-2-BI-RAL	FINITURE RAL + NERO RAL FINISHES + BLACK
	//	SLIPIRA-84-2-BI-EXT	FINITURE 24 K + FINITURA PER ESTERNO 24 K FINISHES + OUTDOOR FINISHES
	h730	SLIPIRA-84-2-BI-FF	FINITURE 24 K + NERO 24 K FINISHES + BLACK
	36 kg	SLIPIRA-84-2-BI-RAL-FF	FINITURE RAL + NERO RAL FINISHES + BLACK
		SLIPIRA-84-2-BI-EXT-FF	FINITURE 24 K + FINITURA PER ESTERNO 24 K FINISHES + OUTDOOR FINISHES

SLICONO-BI

FORNITO CON PIEDINI REGOLABILI
SUPPLIED WITH ADJUSTABLE FEET



	DIMENSIONI SIZE	CODICE CODE	DESCRIZIONE DESCRIPTION
	Ø450	SLICONO-45-BI	FINITURE 24 K + NERO 24 K FINISHES + BLACK
	Ø1000/800X800	SLICONO-45-BI-RAL	FINITURE RAL + NERO RAL FINISHES + BLACK
	Ø76-180	SLICONO-45-BI-EXT	FINITURE 24 K + FINITURA PER ESTERNO 24 K FINISHES + OUTDOOR FINISHES
	h730 / 1100	SLICONO-45-BI-FF	FINITURE 24 K + NERO 24 K FINISHES + BLACK
	24 kg	SLICONO-45-BI-RAL-FF	FINITURE RAL + NERO RAL FINISHES + BLACK
		SLICONO-45-BI-EXT-FF	FINITURE 24 K + FINITURA PER ESTERNO 24 K FINISHES + OUTDOOR FINISHES



	DIMENSIONI SIZE	CODICE CODE	DESCRIZIONE DESCRIPTION
	Ø600	SLICONO-60-BI	FINITURE 24 K + NERO 24 K FINISHES + BLACK
	Ø1300/1000X1000	SLICONO-60-BI-RAL	FINITURE RAL + NERO RAL FINISHES + BLACK
	Ø76-180	SLICONO-60-BI-EXT	FINITURE 24 K + FINITURA PER ESTERNO 24 K FINISHES + OUTDOOR FINISHES
	h730 / 1100	SLICONO-60-BI-FF	FINITURE 24 K + NERO 24 K FINISHES + BLACK
	24 kg	SLICONO-60-BI-RAL-FF	FINITURE RAL + NERO RAL FINISHES + BLACK
		SLICONO-60-BI-EXT-FF	FINITURE 24 K + FINITURA PER ESTERNO 24 K FINISHES + OUTDOOR FINISHES



	DIMENSIONI SIZE	CODICE CODE	DESCRIZIONE DESCRIPTION
	400x400	SLICONO-44-BI	FINITURE 24 K + NERO 24 K FINISHES + BLACK
	Ø1000/900X900	SLICONO-44-BI-RAL	FINITURE RAL + NERO RAL FINISHES + BLACK
	Ø76-180	SLICONO-44-BI-EXT	FINITURE 24 K + FINITURA PER ESTERNO 24 K FINISHES + OUTDOOR FINISHES
	h730	SLICONO-44-BI-FF	FINITURE 24 K + NERO 24 K FINISHES + BLACK
	22 kg	SLICONO-44-BI-RAL-FF	FINITURE RAL + NERO RAL FINISHES + BLACK
		SLICONO-44-BI-EXT-FF	FINITURE 24 K + FINITURA PER ESTERNO 24 K FINISHES + OUTDOOR FINISHES



	DIMENSIONI SIZE	CODICE CODE	DESCRIZIONE DESCRIPTION
	800x420	SLICONO-84-2-BI	FINITURE 24 K + NERO 24 K FINISHES + BLACK
	1800x900	SLICONO-84-2-BI-RAL	FINITURE RAL + NERO RAL FINISHES + BLACK
	Ø76-180	SLICONO-84-2-BI-EXT	FINITURE 24 K + FINITURA PER ESTERNO 24 K FINISHES + OUTDOOR FINISHES
	h730	SLICONO-84-2-BI-FF	FINITURE 24 K + NERO 24 K FINISHES + BLACK
	36 kg	SLICONO-84-2-BI-RAL-FF	FINITURE RAL + NERO RAL FINISHES + BLACK
		SLICONO-84-2-BI-EXT-FF	FINITURE 24 K + FINITURA PER ESTERNO 24 K FINISHES + OUTDOOR FINISHES

SLIM-BI

ALTEZZA STANDARD DELLA COLORAZIONE DEL TUBO: 250 MM
STANDARD HEIGHT OF THE TUBE COLOR: 250 MM

FORNITO CON PIEDINI REGOLABILI
SUPPLIED WITH ADJUSTABLE FEET



CON COPERCHIO
WITH COVER

	DIMENSIONI SIZE	CODICE CODE	DESCRIZIONE DESCRIPTION
	Ø400	SLIM-40-BI	NERO BLACK
	Ø800		
	Ø76	SLIM-40-BI-RAL	COLORI RAL RAL COLOURS
	h730	SLIM-40-BI-EXT	FINITURA PER ESTERNO + PRIMER OUTDOOR FINISH + PRIMER
	//	SLIM-40-BI-GAL	FINITURA ORO GALVANICO LUCIDO/SATINATO/OPACO GALVANIC GOLD POLISHED/SATIN/MATTE FINISH



CON COPERCHIO
WITH COVER

	DIMENSIONI SIZE	CODICE CODE	DESCRIZIONE DESCRIPTION
	Ø400	SLIM-40-BI-FF	NERO BLACK
	Ø800		
	Ø76	SLIM-40-BI-FF-RAL	COLORI RAL RAL COLOURS
	h900/1100	SLIM-40-BI-FF-EXT	FINITURA PER ESTERNO + PRIMER OUTDOOR FINISH + PRIMER
	//	SLIM-40-BI-FF-GAL	FINITURA ORO GALVANICO LUCIDO/SATINATO/OPACO GALVANIC GOLD POLISHED/SATIN/MATTE FINISH

SLIM-BI

ALTEZZA STANDARD DELLA COLORAZIONE DEL TUBO: 250 MM
STANDARD HEIGHT OF THE TUBE COLOR: 250 MM

FORNITO CON PIEDINI REGOLABILI
SUPPLIED WITH ADJUSTABLE FEET



	DIMENSIONI SIZE	CODICE CODE	DESCRIZIONE DESCRIPTION
	400x400	SLIM-44-BI	NERO BLACK
	800x800	SLIM-44-BI-RAL	COLORI RAL RAL COLOURS
	Ø76	SLIM-44-BI-EXT	FINITURA PER ESTERNO + PRIMER OUTDOOR FINISH + PRIMER
	h730	SLIM-44-BI-GAL	FINITURA ORO GALVANICO LUCIDO/SATINATO/OPACO GALVANIC GOLD POLISHED/SATIN/MATTE FINISH
	//		



CON COPERCHIO
WITH COVER



	DIMENSIONI SIZE	CODICE CODE	DESCRIZIONE DESCRIPTION
	400x400	SLIM-44-BI-FF	NERO BLACK
	800x800	SLIM-44-BI-FF-RAL	COLORI RAL RAL COLOURS
	Ø76	SLIM-44-BI-FF-EXT	FINITURA PER ESTERNO + PRIMER OUTDOOR FINISH + PRIMER
	h900/1100	SLIM-44-BI-FF-GAL	FINITURA ORO GALVANICO LUCIDO/SATINATO/OPACO GALVANIC GOLD POLISHED/SATIN/MATTE FINISH
	//		



CON COPERCHIO
WITH COVER

SLIM-BI

ALTEZZA STANDARD DELLA COLORAZIONE DEL TUBO: 250 MM
STANDARD HEIGHT OF THE TUBE COLOR: 250 MM

FORNITO CON PIEDINI REGOLABILI
SUPPLIED WITH ADJUSTABLE FEET



	DIMENSIONI SIZE	CODICE CODE	DESCRIZIONE DESCRIPTION
	Ø600	SLIM-60-BI	NERO BLACK
	Ø1200		
	Ø76	SLIM-60-BI-RAL	COLORI RAL RAL COLOURS
	h730	SLIM-60-BI-EXT	FINITURA PER ESTERNO + PRIMER OUTDOOR FINISH + PRIMER
	//	SLIM-60-BI-GAL	FINITURA ORO GALVANICO LUCIDO/SATINATO/OPACO GALVANIC GOLD POLISHED/SATIN/MATTE FINISH



CON COPERCHIO
WITH COVER



	DIMENSIONI SIZE	CODICE CODE	DESCRIZIONE DESCRIPTION
	Ø600	SLIM-60-BI-FF	NERO BLACK
	Ø1200		
	Ø76	SLIM-60-BI-FF-RAL	COLORI RAL RAL COLOURS
	h900/1100	SLIM-60-BI-FF-EXT	FINITURA PER ESTERNO + PRIMER OUTDOOR FINISH + PRIMER
	//	SLIM-60-BI-FF-GAL	FINITURA ORO GALVANICO LUCIDO/SATINATO/OPACO GALVANIC GOLD POLISHED/SATIN/MATTE FINISH














CON COPERCHIO
WITH COVER












SLIM-BI

ALTEZZA STANDARD DELLA COLORAZIONE DEL TUBO Ø200: 120 MM
STANDARD HEIGHT OF THE TUBE COLOR Ø200: 120 MM

FORNITO CON PIEDINI REGOLABILI
SUPPLIED WITH ADJUSTABLE FEET




	DIMENSIONI	CODICE	DESCRIZIONE
	SIZE	CODE	DESCRIPTION
 <p>TOP NON INCLUSO TOP NOT INCLUDED</p>	 	Ø800 SLIM-80-BI	NERO BLACK
	 	Ø1500 SLIM-80-BI-RAL	COLORI RAL RAL COLOURS
	 	Ø200 SLIM-80-BI-EXT	FINITURA PER ESTERNO + PRIMER OUTDOOR FINISH + PRIMER
	 	h730 //	
	 	//	

	DIMENSIONI	CODICE	DESCRIZIONE
	SIZE	CODE	DESCRIPTION
 <p>TOP NON INCLUSO TOP NOT INCLUDED</p>	 	800x800 SLIM-88-BI	NERO BLACK
	 	1600x1600 SLIM-88-BI-RAL	COLORI RAL RAL COLOURS
	 	Ø200 SLIM-88-BI-EXT	FINITURA PER ESTERNO + PRIMER OUTDOOR FINISH + PRIMER
	 	h730 //	
	 	//	






SLIM-BI


ALTEZZA STANDARD DELLA COLORAZIONE DEL TUBO Ø200: 120 MM
STANDARD HEIGHT OF THE TUBE COLOR Ø200: 120 MM

FORNITO CON PIEDINI REGOLABILI
SUPPLIED WITH ADJUSTABLE FEET









TOP NON INCLUSO
TOP NOT INCLUDED

	DIMENSIONI SIZE	CODICE CODE	DESCRIZIONE DESCRIPTION
	Ø1000	SLIM-100-BI	NERO BLACK
	Ø1800		
	Ø200	SLIM-100-BI-RAL	COLORI RAL RAL COLOURS
	h730	SLIM-100-BI-EXT	FINITURA PER ESTERNO + PRIMER OUTDOOR FINISH + PRIMER
	//		



TOP NON INCLUSO
TOP NOT INCLUDED

	DIMENSIONI SIZE	CODICE CODE	DESCRIZIONE DESCRIPTION
	1000x1000	SLIM-1010-BI	NERO BLACK
	2000x2000		
	Ø200	SLIM-1010-BI-RAL	COLORI RAL RAL COLOURS
	h730	SLIM-1010-BI-EXT	FINITURA PER ESTERNO + PRIMER OUTDOOR FINISH + PRIMER
	//		

PETALI-BI

ALTEZZA STANDARD DELLA COLORAZIONE DEL TUBO: 250 MM
STANDARD HEIGHT OF THE TUBE COLOR: 250 MM

FORNITO CON PIEDINI REGOLABILI
SUPPLIED WITH ADJUSTABLE FEET



	DIMENSIONI SIZE	CODICE CODE	DESCRIZIONE DESCRIPTION
	Ø640	PETALI-3-BI	NERO BLACK
	Ø800	PETALI-3-BI-RAL	COLORI RAL RAL COLOURS
	Ø76	PETALI-3-BI-EXT	FINITURA PER ESTERNO + PRIMER OUTDOOR FINISH + PRIMER
	h730		
	19kg		



	DIMENSIONI SIZE	CODICE CODE	DESCRIZIONE DESCRIPTION
	Ø640	PETALI-3-BI-FF	NERO BLACK
	Ø800	PETALI-3-BI-FF-RAL	COLORI RAL RAL COLOURS
	Ø76	PETALI-3-BI-FF-EXT	FINITURA PER ESTERNO + PRIMER OUTDOOR FINISH + PRIMER
	h900/1100		
	22kg		



	DIMENSIONI SIZE	CODICE CODE	DESCRIZIONE DESCRIPTION
	Ø660	PETALI-4-BI	NERO BLACK
	Ø1000 900x900	PETALI-4-BI-RAL	COLORI RAL RAL COLOURS
	Ø76	PETALI-4-BI-EXT	FINITURA PER ESTERNO + PRIMER OUTDOOR FINISH + PRIMER
	h730		
	22kg		















	DIMENSIONI SIZE	CODICE CODE	DESCRIZIONE DESCRIPTION
	Ø660	PETALI-4-BI-FF	NERO BLACK
	Ø1000 900x900	PETALI-4-BI-FF-RAL	COLORI RAL RAL COLOURS
	Ø76	PETALI-4-BI-FF-EXT	FINITURA PER ESTERNO + PRIMER OUTDOOR FINISH + PRIMER
	h900/1100		
	25kg		

TYPHA-2

FORNITO CON PIEDINI REGOLABILI
SUPPLIED WITH ADJUSTABLE FEET









	DIMENSIONI	CODICE	DESCRIZIONE
	SIZE	CODE	DESCRIPTION
 <p>PIANO NON INCLUSO TOP NOT INCLUDED</p>	 800x420	TYPHA-2	NERO BLACK
	 1800x900	TYPHA-2-RAL	COLORI RAL RAL COLOURS
	 Ø60	TYPHA-2-FER	GREZZO CON TRASPARENTE RAW WITH TRANSPARENT FINISH
	 h730	TYPHA-2-WELD	FERRO GREZZO SALDATO VERNICIATO TRASPARENTE WELDED RAW IRON TRANSPARENT PAINTING
	 36kg	TYPHA-2-EXT	FINITURA PER ESTERNO + PRIMER OUTDOOR FINISH + PRIMER

	DIMENSIONI	CODICE	DESCRIZIONE
	SIZE	CODE	DESCRIPTION
 <p>PIANO NON INCLUSO TOP NOT INCLUDED</p>	 800x420	TYPHA-2-FF	NERO BLACK
	 1200x700	TYPHA-2-FF-RAL	COLORI RAL RAL COLOURS
	 Ø60	TYPHA-2-FF-FER	GREZZO CON TRASPARENTE RAW WITH TRANSPARENT FINISH
	 h900/1100	TYPHA-2-FF-WELD	FERRO GREZZO SALDATO VERNICIATO TRASPARENTE WELDED RAW IRON TRANSPARENT PAINTING
	 40kg	TYPHA-2-FF-EXT	FINITURA PER ESTERNO + PRIMER OUTDOOR FINISH + PRIMER








RONDOFEET

FORNITO CON PIEDINI REGOLABILI
SUPPLIED WITH ADJUSTABLE FEET



		DIMENSIONI SIZE	CODICE CODE	DESCRIZIONE DESCRIPTION
 <p>PIANO NON INCLUSO TOP NOT INCLUDED</p>		600x600	RONDOFEET-60	NERO BLACK
		1000x1000		
		//	RONDOFEET-60-RAL	COLORI RAL RAL COLOURS
		h720	RONDOFEET-60-EXT	FINITURA PER ESTERNO + PRIMER OUTDOOR FINISH + PRIMER
		//	RONDOFEET-60-POL	FINITURE SPECIALI E 24K LUCIDO/SATINATO/OPACO SPECIAL AND 24K POLISHED/SATIN/MATTE FINISHES
			RONDOFEET-60-ANT	FINITURE ANTICATE 24K ANTIQUÉ 24K FINISHES
			RONDOFEET-60-GAL	FINITURA ORO GALVANICO LUCIDO/SATINATO/OPACO GALVANIC GOLD POLISHED/SATIN/MATTE FINISH

JAR-6

		DIMENSIONI SIZE	CODICE CODE	DESCRIZIONE DESCRIPTION
  <p>PIANO NON INCLUSO TOP NOT INCLUDED</p>		Ø150-410		
		3200x1600		
		//	JAR-6-GAL	FINITURA GALVANICA LUCIDA/OPACA POLISHED/MATTE GALVANIC FINISH
		//		
		//		

JAR-BI

ALTEZZA STANDARD DELLA COLORAZIONE DEL TUBO: 250 MM
STANDARD HEIGHT OF THE TUBE COLOR: 250 MM



	DIMENSIONI SIZE	CODICE CODE	DESCRIZIONE DESCRIPTION
	Ø410	JAR-40-BI	FINITURE 24 K + NERO 24 K FINISHES + BLACK
	Ø1000 800x800	JAR-40-BI-RAL	FINITURE 24 K + RAL 24 K FINISHES + RAL
	Ø150-410	JAR-40-BI-EXT	FINITURE 24 K + FINITURA PER ESTERNO + PRIMER 24 K FINISHES + OUTDOOR FINISH + PRIMER
	h725	JAR-40-BI-FAT	FINITURE 24 K + NERO 24 K FINISHES + BLACK
	10kg / 20kg (FAT)	JAR-40-BI-FAT-RAL	FINITURE 24 K + NERO 24 K FINISHES + BLACK
		JAR-40-BI-FAT-EXT	FINITURE 24 K + FINITURA PER ESTERNO + PRIMER 24 K FINISHES + OUTDOOR FINISH + PRIMER



	DIMENSIONI SIZE	CODICE CODE	DESCRIZIONE DESCRIPTION
	Ø410	JAR-40-BI-FF	FINITURE 24 K + NERO 24 K FINISHES + BLACK
	Ø800 600x600	JAR-40-BI-RAL-FF	FINITURE 24 K + RAL 24 K FINISHES + RAL
	Ø150-410	JAR-40-BI-EXT-FF	FINITURE 24 K + FINITURA PER ESTERNO + PRIMER 24 K FINISHES + OUTDOOR FINISH + PRIMER
	h1115	JAR-40-BI-FAT-FF	FINITURE 24 K + NERO 24 K FINISHES + BLACK
	15kg / 25kg (FAT)	JAR-40-BI-FAT-RAL-FF	FINITURE 24 K + NERO 24 K FINISHES + BLACK
		JAR-40-BI-FAT-EXT-FF	FINITURE 24 K + FINITURA PER ESTERNO + PRIMER 24 K FINISHES + OUTDOOR FINISH + PRIMER

QUANTITÀ MINIMA PER OGNI SINGOLO ORDINE: 10 PEZZI.
MINIMUM ORDER QUANTITY FOR ANY SINGLE ORDER: 10 PIECES.

CURVA



	DIMENSIONI SIZE	CODICE CODE	DESCRIZIONE DESCRIPTION
	Ø598	CURVA-3	NERO BLACK
	Ø600 600x600		
	//	CURVA-3-RAL	COLORI RAL RAL COLOURS
	h725	CURVA-3-EXT	FINITURA PER ESTERNO + PRIMER OUTDOOR FINISH + PRIMER
	//	CURVA-3-CR	CROMATO CHROMED
		CURVA-3-POL	FINITURE 24K LUCIDO/OPACO 24K POLISHED/MATTE FINISHES
		CURVA-3-ANT	FINITURE ANTICATE 24K ANTIQUÉ 24K FINISHES
		CURVA-3-GAL	FINITURA ORO GALVANICO LUCIDO/OPACO GALVANIC GOLD POLISHED/MATTE FINISH



	DIMENSIONI SIZE	CODICE CODE	DESCRIZIONE DESCRIPTION
	600x600	CURVA-4	NERO BLACK
	Ø900 800x800		
	//	CURVA-4-RAL	COLORI RAL RAL COLOURS
	h725	CURVA-4-EXT	FINITURA PER ESTERNO + PRIMER OUTDOOR FINISH + PRIMER
	//	CURVA-4-CR	CROMATO CHROMED
		CURVA-4-POL	FINITURE 24K LUCIDO/OPACO 24K POLISHED/MATTE FINISHES
		CURVA-4-ANT	FINITURE ANTICATE 24K ANTIQUÉ 24K FINISHES
		CURVA-4-GAL	FINITURA ORO GALVANICO LUCIDO/OPACO GALVANIC GOLD POLISHED/MATTE FINISH

CURVA









	DIMENSIONI SIZE	CODICE CODE	DESCRIZIONE DESCRIPTION
	Ø598	CURVA-5	NERO BLACK
	Ø900 800x800	CURVA-5-RAL	COLORI RAL RAL COLOURS
	//	CURVA-5-EXT	FINITURA PER ESTERNO + PRIMER OUTDOOR FINISH + PRIMER
	h725	CURVA-5-CR	CROMATO CHROMED
	//	CURVA-5-POL	FINITURE 24K LUCIDO//OPACO 24K POLISHED/MATTE FINISHES
		CURVA-5-ANT	FINITURE ANTICATE 24K ANTIQUÉ 24K FINISHES
		CURVA-5-GAL	FINITURA ORO GALVANICO LUCIDO/OPACO GALVANIC GOLD POLISHED/MATTE FINISH









	DIMENSIONI SIZE	CODICE CODE	DESCRIZIONE DESCRIPTION
	600x600	CURVA-6	NERO BLACK
	Ø1000 800x800	CURVA-6-RAL	COLORI RAL RAL COLOURS
	//	CURVA-6-EXT	FINITURA PER ESTERNO + PRIMER OUTDOOR FINISH + PRIMER
	h725	CURVA-6-CR	CROMATO CHROMED
	//	CURVA-6-POL	FINITURE 24K LUCIDO/OPACO 24K POLISHED/MATTE FINISHES
		CURVA-6-ANT	FINITURE ANTICATE 24K ANTIQUÉ 24K FINISHES
		CURVA-6-GAL	FINITURA ORO GALVANICO LUCIDO/OPACO GALVANIC GOLD POLISHED/MATTE FINISH

CURVA

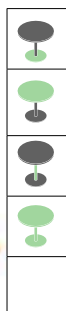


	DIMENSIONI SIZE	CODICE CODE	DESCRIZIONE DESCRIPTION
	//	CURVA-R	NERO BLACK
	1600x800		
	//	CURVA-R-RAL	COLORI RAL RAL COLOURS
	h725	CURVA-R-EXT	FINITURA PER ESTERNO + PRIMER OUTDOOR FINISH + PRIMER
	//	CURVA-R-CR	CROMATO CHROMED
		CURVA-R-POL	FINITURE 24K LUCIDO/OPACO 24K POLISHED/MATTE FINISHES
		CURVA-R-ANT	FINITURE ANTICATE 24K ANTIQUÉ 24K FINISHES
		CURVA-R-GAL	FINITURA ORO GALVANICO LUCIDO/SATINATO/OPACO GALVANIC GOLD POLISHED/SATIN/MATTE FINISH

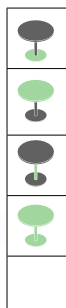


	DIMENSIONI SIZE	CODICE CODE	DESCRIZIONE DESCRIPTION
	600x600	CURVA-4-FF	NERO BLACK
	Ø900 700x700		
	//	CURVA-4-FF-RAL	COLORI RAL RAL COLOURS
	h1100	CURVA-4-FF-EXT	FINITURA PER ESTERNO + PRIMER OUTDOOR FINISH + PRIMER
	//	CURVA-4-FF-CR	CROMATO CHROMED
		CURVA-4-FF-POL	FINITURE 24K LUCIDO/OPACO 24K POLISHED/MATTE FINISHES
		CURVA-4-FF-ANT	FINITURE ANTICATE 24K ANTIQUÉ 24K FINISHES
		CURVA-4-FF-GAL	FINITURA ORO GALVANICO LUCIDO/OPACO GALVANIC GOLD POLISHED/MATTE FINISH

PLEC

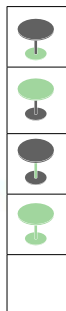


DIMENSIONI SIZE	CODICE CODE	DESCRIZIONE DESCRIPTION
Ø662	PLEC-3	NERO BLACK
Ø600 600x600	PLEC-3-RAL	COLORI RAL RAL COLOURS
//	PLEC-3-EXT	FINITURA PER ESTERNO + PRIMER OUTDOOR FINISH + PRIMER
h725	PLEC-3-CR	CROMATO CHROMED
//	PLEC-3-POL	FINITURE 24K LUCIDO/OPACO 24K POLISHED/MATTE FINISHES
	PLEC-3-ANT	FINITURE ANTICATE 24K ANTIQUÉ 24K FINISHES
	PLEC-3-GAL	FINITURA ORO GALVANICO LUCIDO/OPACO GALVANIC GOLD POLISHED/MATTE FINISH

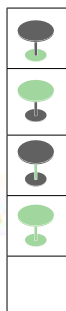


DIMENSIONI SIZE	CODICE CODE	DESCRIZIONE DESCRIPTION
662x662	PLEC-4	NERO BLACK
Ø900 800x800	PLEC-4-RAL	COLORI RAL RAL COLOURS
//	PLEC-4-EXT	FINITURA PER ESTERNO + PRIMER OUTDOOR FINISH + PRIMER
h725	PLEC-4-CR	CROMATO CHROMED
//	PLEC-4-POL	FINITURE 24K LUCIDO//OPACO 24K POLISHED/MATTE FINISHES
	PLEC-4-ANT	FINITURE ANTICATE 24K ANTIQUÉ 24K FINISHES
	PLEC-4-GAL	FINITURA ORO GALVANICO LUCIDO/OPACO GALVANIC GOLD POLISHED/MATTE FINISH

PLEC







DIMENSIONI SIZE	CODICE CODE	DESCRIZIONE DESCRIPTION
Ø665	PLEC-5	NERO BLACK
Ø900 800x800	PLEC-5-RAL	COLORI RAL RAL COLOURS
//	PLEC-5-EXT	FINITURA PER ESTERNO + PRIMER OUTDOOR FINISH + PRIMER
h725	PLEC-5-CR	CROMATO CHROMED
//	PLEC-5-POL	FINITURE 24K LUCIDO/OPACO 24K POLISHED/MATTE FINISHES
	PLEC-5-ANT	FINITURE ANTICATE 24K ANTIQUÉ 24K FINISHES
	PLEC-5-GAL	FINITURA ORO GALVANICO LUCIDO/OPACO GALVANIC GOLD POLISHED/MATTE FINISH



DIMENSIONI SIZE	CODICE CODE	DESCRIZIONE DESCRIPTION
Ø668	PLEC-6	NERO BLACK
Ø1000 800x800	PLEC-6-RAL	COLORI RAL RAL COLOURS
//	PLEC-6-EXT	FINITURA PER ESTERNO + PRIMER OUTDOOR FINISH + PRIMER
h725	PLEC-6-CR	CROMATO CHROMED
//	PLEC-6-POL	FINITURE 24K LUCIDO/OPACO 24K POLISHED/MATTE FINISHES
	PLEC-6-ANT	FINITURE ANTICATE 24K ANTIQUÉ 24K FINISHES
	PLEC-6-GAL	FINITURA ORO GALVANICO LUCIDO/OPACO GALVANIC GOLD POLISHED/MATTE FINISH

PLEC















	DIMENSIONI SIZE	CODICE CODE	DESCRIZIONE DESCRIPTION
	995x520	PLEC-R	NERO BLACK
	1600x800		
	//	PLEC-R-RAL	COLORI RAL RAL COLOURS
	h725	PLEC-R-EXT	FINITURA PER ESTERNO + PRIMER OUTDOOR FINISH + PRIMER
	//	PLEC-R-CR	CROMATO CHROMED
		PLEC-R-POL	FINITURE 24K LUCIDO//OPACO 24K POLISHED/MATTE FINISHES
		PLEC-R-ANT	FINITURE ANTICATE 24K ANTIQUÉ 24K FINISHES
		PLEC-R-GAL	FINITURA ORO GALVANICO LUCIDO//OPACO GALVANIC GOLD POLISHED/MATTE FINISH

BOOMERANG

FORNITO CON PIEDINI REGOLABILI
SUPPLIED WITH ADJUSTABLE FEET









	DIMENSIONI	CODICE	DESCRIZIONE
	SIZE	CODE	DESCRIPTION
	Ø450	BOOMERANG-45-3	NERO BLACK
	Ø800		
	//	BOOMERANG-45-3-RAL	COLORI RAL RAL COLOURS
	h740	BOOMERANG-45-3-EXT	FINITURA PER ESTERNO + PRIMER OUTDOOR FINISH + PRIMER
	//	BOOMERANG-45-3-CR	CROMATO CHROMED
		BOOMERANG-45-3-POL	FINITURE 24K LUCIDO/OPACO 24K POLISHED/MATTE FINISHES
		BOOMERANG-45-3-ANT	FINITURE ANTICATE 24K ANTIQUÉ 24K FINISHES
		BOOMERANG-45-3-GAL	FINITURA ORO GALVANICO LUCIDO/OPACO GALVANIC GOLD POLISHED/MATTE FINISH







	DIMENSIONI	CODICE	DESCRIZIONE
	SIZE	CODE	DESCRIPTION
	Ø450	BOOMERANG-45-4	NERO BLACK
	Ø800		
	//	BOOMERANG-45-4-RAL	COLORI RAL RAL COLOURS
	h740	BOOMERANG-45-4-EXT	FINITURA PER ESTERNO + PRIMER OUTDOOR FINISH + PRIMER
	//	BOOMERANG-45-4-CR	CROMATO CHROMED
		BOOMERANG-45-4-POL	FINITURE 24K LUCIDO//OPACO 24K POLISHED/MATTE FINISHES
		BOOMERANG-45-4-ANT	FINITURE ANTICATE 24K ANTIQUÉ 24K FINISHES
		BOOMERANG-45-4-GAL	FINITURA ORO GALVANICO LUCIDO/OPACO GALVANIC GOLD POLISHED/MATTE FINISH

BOOMERANG

FORNITO CON PIEDINI REGOLABILI
SUPPLIED WITH ADJUSTABLE FEET




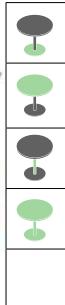
	DIMENSIONI	CODICE	DESCRIZIONE
	SIZE	CODE	DESCRIPTION
	Ø450	BOOMERANG-45-8	NERO BLACK
	Ø800		
	//	BOOMERANG-45-8-RAL	COLORI RAL RAL COLOURS
	h740	BOOMERANG-45-8-EXT	FINITURA PER ESTERNO + PRIMER OUTDOOR FINISH + PRIMER
	//	BOOMERANG-45-8-CR	CROMATO CHROMED
		BOOMERANG-45-8-POL	FINITURE 24K LUCIDO//OPACO 24K POLISHED/MATTE FINISHES
		BOOMERANG-45-8-ANT	FINITURE ANTICATE 24K ANTIQUÉ 24K FINISHES
		BOOMERANG-45-8-GAL	FINITURA ORO GALVANICO LUCIDO/OPACO GALVANIC GOLD POLISHED/MATTE FINISH



	DIMENSIONI	CODICE	DESCRIZIONE
	SIZE	CODE	DESCRIPTION
	Ø600	BOOMERANG-60-10	NERO BLACK
	Ø1200		
	//	BOOMERANG-60-10-RAL	COLORI RAL RAL COLOURS
	h740	BOOMERANG-60-10-EXT	FINITURA PER ESTERNO + PRIMER OUTDOOR FINISH + PRIMER
	//	BOOMERANG-60-10-CR	CROMATO CHROMED
		BOOMERANG-60-10-POL	FINITURE 24K LUCIDO//OPACO 24K POLISHED/MATTE FINISHES
		BOOMERANG-60-10-ANT	FINITURE ANTICATE 24K ANTIQUÉ 24K FINISHES
		BOOMERANG-60-10-GAL	FINITURA ORO GALVANICO LUCIDO/OPACO GALVANIC GOLD POLISHED/MATTE FINISH

BOOMERANG

FORNITO CON PIEDINI REGOLABILI
SUPPLIED WITH ADJUSTABLE FEET

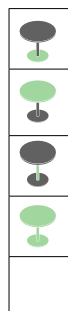


 	DIMENSIONI	CODICE	DESCRIZIONE
	SIZE	CODE	DESCRIPTION
	Ø800	BOOMERANG-80-12	NERO BLACK
	Ø1600	BOOMERANG-80-12-RAL	COLORI RAL RAL COLOURS
	//	BOOMERANG-80-12-EXT	FINITURA PER ESTERNO + PRIMER OUTDOOR FINISH + PRIMER
	h740	BOOMERANG-80-12-CR	CROMATO CHROMED
	//	BOOMERANG-80-12-POL	FINITURE 24K LUCIDO//OPACO 24K POLISHED/MATTE FINISHES
		BOOMERANG-80-12-ANT	FINITURE ANTICATE 24K ANTIQUÉ 24K FINISHES
		BOOMERANG-80-12-GAL	FINITURA ORO GALVANICO LUCIDO/OPACO GALVANIC GOLD POLISHED/MATTE FINISH

 	DIMENSIONI	CODICE	DESCRIZIONE
	SIZE	CODE	DESCRIPTION
	Ø1000	BOOMERANG-100-14	NERO BLACK
	Ø2000	BOOMERANG-100-14-RAL	COLORI RAL RAL COLOURS
	//	BOOMERANG-100-14-EXT	FINITURA PER ESTERNO + PRIMER OUTDOOR FINISH + PRIMER
	h740	BOOMERANG-100-14-CR	CROMATO CHROMED
	//	BOOMERANG-100-14-POL	FINITURE 24K LUCIDO/OPACO 24K POLISHED/MATTE FINISHES
		BOOMERANG-100-14-ANT	FINITURE ANTICATE 24K ANTIQUÉ 24K FINISHES
		BOOMERANG-100-14-GAL	FINITURA ORO GALVANICO LUCIDO/OPACO GALVANIC GOLD POLISHED/MATTE FINISH

BOOMERANG

FORNITO CON PIEDINI REGOLABILI
SUPPLIED WITH ADJUSTABLE FEET








	DIMENSIONI SIZE	CODICE CODE	DESCRIZIONE DESCRIPTION
	Ø450	BOOMERANG-45-8-FF	NERO BLACK
	Ø800		
	//	BOOMERANG-45-8-FF-RAL	COLORI RAL RAL COLOURS
	h1100	BOOMERANG-45-8-FF-EXT	FINITURA PER ESTERNO + PRIMER OUTDOOR FINISH + PRIMER
	//	BOOMERANG-45-8-FF-CR	CROMATO CHROMED
		BOOMERANG-45-8-FF-POL	FINITURE 24K LUCIDO//OPACO 24K POLISHED/MATTE FINISHES
		BOOMERANG-45-8-FF-ANT	FINITURE ANTICATE 24K ANTIQUÉ 24K FINISHES
		BOOMERANG-45-8-FF-GAL	FINITURA ORO GALVANICO LUCIDO/OPACO GALVANIC GOLD POLISHED/MATTE FINISH

I PREZZI SI RIFERISCONO A BASI CON ANELLO SUPERIORE NERO E PREDISPOSIZIONE PER TOP STANDARD (HPL, LEGNO)
PER TOP IN VETRO SONO DA CONSIDERARE COSTI AGGIUNTIVI PER LA PREDISPOSIZIONE E LA COLORAZIONE DELL'ANELLO SUPERIORE.

PRICES REFER TO BASES WITH BLACK UPPER RING AND SETTING FOR TOP STANDARD (HPL, WOOD)
FOR GLASS TOPS, ADDITIONAL COSTS NEED TO BE CONSIDERED FOR THE SETTING AND COLOURING OF THE UPPER RING.






U-FO








	DIMENSIONI SIZE	CODICE CODE	DESCRIZIONE DESCRIPTION
	100 x 20	U-FO-167	STRUTTURA TAVOLO IN ACCIAIO VERNICIATO <i>PAINTED STEEL TABLE STRUCTURE</i> 1600 x 700 MM
	//		
	h720 - 740	U-FO-189	STRUTTURA TAVOLO IN ACCIAIO VERNICIATO <i>PAINTED STEEL TABLE STRUCTURE</i> 1800 x 900 MM
	//	U-FO-209	STRUTTURA TAVOLO IN ACCIAIO VERNICIATO <i>PAINTED STEEL TABLE STRUCTURE</i> 2000 x 900 MM
	//		
		U-FO-167-CR	STRUTTURA TAVOLO IN ACCIAIO CROMATO <i>CHROMED STEEL TABLE STRUCTURE</i> 1600 x 700 MM
		U-FO-189-CR	STRUTTURA TAVOLO IN ACCIAIO CROMATO <i>CHROMED STEEL TABLE STRUCTURE</i> 1800 x 900 MM
		U-FO-209-CR	STRUTTURA TAVOLO IN ACCIAIO CROMATO <i>CHROMED STEEL TABLE STRUCTURE</i> 2000 x 900 MM

ZEBRA



	DIMENSIONI SIZE	CODICE CODE	DESCRIZIONE DESCRIPTION
	900x900	ZEBRA-99	STRUTTURA TAVOLO IN ACCIAIO NERO E LEGNO <i>WOOD AND BLACK PAINTED STEEL TABLE STRUCTURE</i>
	900x900	ZEBRA-99-POL	STRUTTURA TAVOLO IN ACCIAIO VERNICIATO 24K E LEGNO <i>WOOD AND 24K PAINTED STEEL TABLE STRUCTURE</i>
			
	h745		
			








	DIMENSIONI SIZE	CODICE CODE	DESCRIZIONE DESCRIPTION
	2000x900	ZEBRA-209	STRUTTURA TAVOLO IN ACCIAIO NERO E LEGNO <i>WOOD AND BLACK PAINTED STEEL TABLE STRUCTURE</i>
	2000x900	ZEBRA-209-POL	STRUTTURA TAVOLO IN ACCIAIO VERNICIATO 24K E LEGNO <i>WOOD AND 24K PAINTED STEEL TABLE STRUCTURE</i>
			
	h745		
			

FRANKIE HOME

FORNITO CON PIEDINI REGOLABILI
SUPPLIED WITH ADJUSTABLE FEET











	DIMENSIONI	CODICE	DESCRIZIONE
	SIZE	CODE	DESCRIPTION
	 1500x600	FRANKIE-HOME	BASE BULLONATA IN FERRO VERNICIATA TRASPARENTE BASE BULLONATA IN FERRO VERNICIATA TRASPARENTE
	 2500x1000		
	 80x80		
	 h745		
	110 kg		

NORDICO

FORNITO CON PIEDINO IN PLASTICA FISSO
SUPPLIED WITH FIXED PLASTIC FOOT



	DIMENSIONI	CODICE	DESCRIZIONE
	SIZE	CODE	DESCRIPTION
	 Ø900	NORDICO-3	BASE A TRE GAMBE IN ALLUMINIO LUCIDO BASE WITH 3 POLISHED ALUMINIUM LEGS
	 Ø1600	NORDICO-3-POL	FINITURE SPECIALI E 24K LUCIDO/SATINATO/OPACO SPECIAL AND 24K POLISHED/SATIN/MATTE FINISHES
	40X15 / 70X15		
	 h720	NORDICO-3-ANT	FINITURE ANTICATE 24K ANTIQUE 24K FINISHES
	14 kg		






	DIMENSIONI	CODICE	DESCRIZIONE
	SIZE	CODE	DESCRIPTION
	 650x650	NORDICO-4	BASE A QUATTRO GAMBE IN ALLUMINIO LUCIDO BASE WITH 4 POLISHED ALUMINIUM LEGS
	 1300x1300	NORDICO-4-POL	FINITURE SPECIALI E 24K LUCIDO/SATINATO/OPACO SPECIAL AND 24K POLISHED/SATIN/MATTE FINISHES
	40X15 / 70X15		
	 h720	NORDICO-4-ANT	FINITURE ANTICATE 24K ANTIQUE 24K FINISHES
	16 kg		

TAULA

TOP NON INCLUSO
TOP NOT INCLUDED

FORNITO CON PIEDINI REGOLABILI
SUPPLIED WITH ADJUSTABLE FEET








	DIMENSIONI SIZE	CODICE CODE	DESCRIZIONE DESCRIPTION
	380 x 380	TAULA	NERO BLACK
	Ø900 900x900	TAULA-RAL	COLORI RAL RAL COLOURS
	//		
	h725	TAULA-EXT	FINITURA PER ESTERNO + PRIMER OUTDOOR FINISH + PRIMER
	//		

DAIQUIRI

FORNITO CON PIEDINI REGOLABILI
SUPPLIED WITH ADJUSTABLE FEET



	DIMENSIONI SIZE	CODICE CODE	DESCRIZIONE DESCRIPTION
	600x400	DAIQUIRI	NERO BLACK
	1100x800	DAIQUIRI-RAL	COLORI RAL RAL COLOURS
	Ø50		
	h720	DAIQUIRI-EXT	FINITURA PER ESTERNO + PRIMER OUTDOOR FINISH + PRIMER
	18 kg		

BATTLE

FORNITO CON PIEDINI REGOLABILI
SUPPLIED WITH ADJUSTABLE FEET



	DIMENSIONI SIZE	CODICE CODE	DESCRIZIONE DESCRIPTION
	490x490	BATTLE-RAL	BASE A QUATTRO RAZZE IN FERRO VERNICIATO BASE WITH FOUR PAINTED IRON LEGS
	Ø900 900x900		
	Ø60		
	h720		
	9 kg		



	DIMENSIONI SIZE	CODICE CODE	DESCRIZIONE DESCRIPTION
	490x490	BATTLE-RAL-FF	BASE A QUATTRO RAZZE IN FERRO VERNICIATO BASE WITH FOUR PAINTED IRON LEGS
	Ø900 900x900		
	Ø60		
	h900/1100		
	10 kg		

BATTLE WOOD



	DIMENSIONI SIZE	CODICE CODE	DESCRIZIONE DESCRIPTION
	490x490	BATTLE-WOOD	BASE A QUATTRO RAZZE IN FERRO VERNICIATO CON INSERTI IN LEGNO DI FAGGIO BASE WITH FOUR PAINTED IRON LEGS WITH BEECH WOOD INSERTS
	Ø900 900x900		
	Ø60		
	h720		
	11 kg		



	DIMENSIONI SIZE	CODICE CODE	DESCRIZIONE DESCRIPTION
	490x490	BATTLE-WOOD-FF	BASE A QUATTRO RAZZE IN FERRO VERNICIATO CON INSERTI IN LEGNO DI FAGGIO BASE WITH FOUR PAINTED IRON LEGS WITH BEECH WOOD INSERTS
	Ø900 900x900		
	Ø60		
	h900/1100		
	12kg		



	DIMENSIONI SIZE	CODICE CODE	DESCRIZIONE DESCRIPTION
	Ø400	INFINITY-40	BASE IN FERRO CON BARRA TRAPEZOIDALE VERNICIATA NERO <i>IRON BASE WITH THREADED BLACK PAINTED LEG</i>
	Ø800/700x700	INFINITY-40-RAL	COLORI RAL RAL COLOURS
	Ø76 - Ø50	INFINITY-40-FER	GREZZO CON TRASPARENTE RAW WITH TRANSPARENT FINISH
	h730	INFINITY-40-EXT	FINITURA PER ESTERNO + PRIMER OUTDOOR FINISH + PRIMER



	DIMENSIONI SIZE	CODICE CODE	DESCRIZIONE DESCRIPTION
	Ø400	INFINITY-40-FF	BASE IN FERRO CON BARRA TRAPEZOIDALE VERNICIATA NERO <i>IRON BASE WITH THREADED BLACK PAINTED LEG</i>
	Ø700/600x600	INFINITY-40-FF-RAL	COLORI RAL RAL COLOURS
	Ø76 - Ø50	INFINITY-40-FF-FER	GREZZO CON TRASPARENTE RAW WITH TRANSPARENT FINISH
	h1120	INFINITY-40-FF-EXT	FINITURA PER ESTERNO + PRIMER OUTDOOR FINISH + PRIMER








	DIMENSIONI SIZE	CODICE CODE	DESCRIZIONE DESCRIPTION
	Ø450	INFINITY-45	BASE IN FERRO CON BARRA TRAPEZOIDALE VERNICIATA NERO <i>IRON BASE WITH THREADED BLACK PAINTED LEG</i>
	Ø900/800x800	INFINITY-45-RAL	COLORI RAL RAL COLOURS
	Ø76 - Ø50	INFINITY-45-FER	GREZZO CON TRASPARENTE RAW WITH TRANSPARENT FINISH
	h730	INFINITY-45-EXT	FINITURA PER ESTERNO + PRIMER OUTDOOR FINISH + PRIMER








	DIMENSIONI SIZE	CODICE CODE	DESCRIZIONE DESCRIPTION
	Ø450	INFINITY-45-FF	BASE IN FERRO CON BARRA TRAPEZOIDALE VERNICIATA NERO <i>IRON BASE WITH THREADED BLACK PAINTED LEG</i>
	Ø800/700x700	INFINITY-45-FF-RAL	COLORI RAL RAL COLOURS
	Ø76 - Ø50	INFINITY-45-FF-FER	GREZZO CON TRASPARENTE RAW WITH TRANSPARENT FINISH
	h1120	INFINITY-45-FF-EXT	FINITURA PER ESTERNO + PRIMER OUTDOOR FINISH + PRIMER



	DIMENSIONI SIZE	CODICE CODE	DESCRIZIONE DESCRIPTION
	Ø600	INFINITY-60	BASE IN FERRO CON BARRA TRAPEZOIDALE VERNICIATA NERO <i>IRON BASE WITH THREADED BLACK PAINTED LEG</i>
	Ø1000/900x900	INFINITY-60-RAL	COLORI RAL <i>RAL COLOURS</i>
	Ø76 - Ø50	INFINITY-60-FER	GREZZO CON TRASPARENTE <i>RAW WITH TRANSPARENT FINISH</i>
	h730	INFINITY-60-EXT	FINITURA PER ESTERNO + PRIMER <i>OUTDOOR FINISH + PRIMER</i>
			



	DIMENSIONI SIZE	CODICE CODE	DESCRIZIONE DESCRIPTION
	Ø600	INFINITY-60-FF	BASE IN FERRO CON BARRA TRAPEZOIDALE VERNICIATA NERO <i>IRON BASE WITH THREADED BLACK PAINTED LEG</i>
	Ø900/900x900	INFINITY-60-FF-RAL	COLORI RAL <i>RAL COLOURS</i>
	Ø76 - Ø50	INFINITY-60-FF-FER	GREZZO CON TRASPARENTE <i>RAW WITH TRANSPARENT FINISH</i>
	h1120	INFINITY-60-FF-EXT	FINITURA PER ESTERNO + PRIMER <i>OUTDOOR FINISH + PRIMER</i>
			

HYDRO

FORNITO CON PIEDINI REGOLABILI
SUPPLIED WITH ADJUSTABLE FEET



		DIMENSIONI	CODICE	DESCRIZIONE
		SIZE	CODE	DESCRIPTION
		Ø400	HYDRO-40	NERO BUCCIATO / MARTELLATO BLACK WITH ORANGE PEEL / HAMMERED
		Ø900/800x800	HYDRO-40-FER	GREZZO CON TRASPARENTE RAW WITH TRANSPARENT FINISH
		80x80	HYDRO-40-RAL	RAL BUCCIATI / GOFFRATI / MARTELLATI ORANGE PEEL / EMBOSSED / HAMMERED RAL
		h730		
		22 kg		

		DIMENSIONI	CODICE	DESCRIZIONE
		SIZE	CODE	DESCRIPTION
		Ø400	HYDRO-40-FF	NERO BUCCIATO / MARTELLATO BLACK WITH ORANGE PEEL / HAMMERED
		Ø700/600x600	HYDRO-40-FF-FER	GREZZO CON TRASPARENTE RAW WITH TRANSPARENT FINISH
		80x80	HYDRO-40-FF-RAL	RAL BUCCIATI / GOFFRATI / MARTELLATI ORANGE PEEL / EMBOSSED / HAMMERED RAL
		h900/1100		
		26 kg		

		DIMENSIONI	CODICE	DESCRIZIONE
		SIZE	CODE	DESCRIPTION
		Ø600	HYDRO-60	NERO BUCCIATO / MARTELLATO BLACK WITH ORANGE PEEL / HAMMERED
		Ø1300/1000x1000	HYDRO-60-FER	GREZZO CON TRASPARENTE RAW WITH TRANSPARENT FINISH
		80x80	HYDRO-60-RAL	RAL BUCCIATI / GOFFRATI / MARTELLATI ORANGE PEEL / EMBOSSED / HAMMERED RAL
		h730		
		28kg		

		DIMENSIONI	CODICE	DESCRIZIONE
		SIZE	CODE	DESCRIPTION
		Ø600	HYDRO-60-FF	NERO BUCCIATO / MARTELLATO BLACK WITH ORANGE PEEL / HAMMERED
		Ø900/800x800	HYDRO-60-FF-FER	GREZZO CON TRASPARENTE RAW WITH TRANSPARENT FINISH
		80x80	HYDRO-60-FF-RAL	RAL BUCCIATI / GOFFRATI / MARTELLATI ORANGE PEEL / EMBOSSED / HAMMERED RAL
		h900/1100		
		32 kg		

DINAMIC

FORNITO CON PIEDINI REGOLABILI
SUPPLIED WITH ADJUSTABLE FEET



	DIMENSIONI SIZE	CODICE CODE	DESCRIZIONE DESCRIPTION
	Ø550	DINAMIC-55	NERO BLACK
	Ø800 / 700x700		
	Ø50	DINAMIC-55-RAL	COLORI RAL RAL COLOURS
	h730	DINAMIC-55-EXT	FINITURA PER ESTERNO + PRIMER OUTDOOR FINISH + PRIMER
	10 kg		



	DIMENSIONI SIZE	CODICE CODE	DESCRIZIONE DESCRIPTION
	Ø550	DINAMIC-55-FF	NERO BLACK
	Ø700 / 600x600		
	Ø50	DINAMIC-55-FF-RAL	COLORI RAL RAL COLOURS
	h900/1100	DINAMIC-55-FF-EXT	FINITURA PER ESTERNO + PRIMER OUTDOOR FINISH + PRIMER
	11 kg		



	DIMENSIONI SIZE	CODICE CODE	DESCRIZIONE DESCRIPTION
	Ø550	DINAMIC-55-T76	NERO BLACK
	Ø800 / 700x700		
	Ø76	DINAMIC-55-T76-RAL	COLORI RAL RAL COLOURS
	h730	DINAMIC-55-T76-EXT	FINITURA PER ESTERNO + PRIMER OUTDOOR FINISH + PRIMER
	11 kg		








	DIMENSIONI SIZE	CODICE CODE	DESCRIZIONE DESCRIPTION
	Ø550	DINAMIC-55-T76-FF	NERO BLACK
	Ø700 / 600x600		
	Ø76	DINAMIC-55-T76-FF-RAL	COLORI RAL RAL COLOURS
	h900/1100	DINAMIC-55-T76-FF-EXT	FINITURA PER ESTERNO + PRIMER OUTDOOR FINISH + PRIMER
	12 kg		






ONE






TOP NON INCLUSO
TOP NOT INCLUDED






FORNITO CON PIEDINO IN PLASTICA FISSO
SUPPLIED WITH FIXED PLASTIC FOOT



	DIMENSIONI	CODICE	DESCRIZIONE	
	SIZE	CODE	DESCRIPTION	
	   	480x480 Ø900 900x900 Ø50 h730 10 kg	ONE-RAL	BASE IN PLASTICA NERA/RAL7024/RAL9016 E TUBO IN FERRO VERNICIATO BLACK/RAL7024/RAL9016 PLASTIC BASE AND PAINTED IRON COLUMN

	DIMENSIONI	CODICE	DESCRIZIONE	
	SIZE	CODE	DESCRIPTION	
	   	480x480 Ø900 900x900 Ø50 h730 10 kg	ONE-ALS	BASE IN PLASTICA E TUBO IN ALLUMINIO SATINATO PLASTIC BASE AND GLAZED ALUMINIUM COLUMN

	DIMENSIONI	CODICE	DESCRIZIONE	
	SIZE	CODE	DESCRIPTION	
	   	480x480 Ø900 900x900 Ø50 h730 10 kg	ONE-ORO/NERO	BASE IN PLASTICA E TUBO IN ORO GALVANIZZATO PLASTIC BASE AND GALVANIZED GOLD COLUMN

	DIMENSIONI	CODICE	DESCRIZIONE	
	SIZE	CODE	DESCRIPTION	
	   	480x480 Ø700 700x700 Ø50 h730 9 kg	ONE-FLIP-EXT ONE-FLIP-RAL7024 ONE-FLIP-RAL9016	BASE IN PLASTICA NERA E TUBO IN FERRO VERNICIATO NERO PER ESTERNO BLACK PLASTIC BASE AND BLACK PAINTED IRON COLUMN, FOR OUTDOOR BASE IN PLASTICA GRIGIA E TUBO IN FERRO VERNICIATO RAL7024 PER ESTERNO GREY PLASTIC BASE AND RAL7024 PAINTED IRON COLUMN, FOR OUTDOOR BASE IN PLASTICA BIANCA E TUBO IN FERRO VERNICIATO RAL9016 PER ESTERNO WHITE PLASTIC BASE AND RAL9016 PAINTED IRON COLUMN, FOR OUTDOOR

ONE-FLIP

FORNITO CON PIEDINO IN PLASTICA FISSO
SUPPLIED WITH FIXED PLASTIC FOOT



	DIMENSIONI SIZE	CODICE CODE	DESCRIZIONE DESCRIPTION
	480x480	ONE-ALS-FLIP	BASE IN PLASTICA E TUBO IN ALLUMINIO SATINATO PLASTIC BASE AND GLAZED ALUMINIUM COLUMN
	Ø700 700x700		
	Ø50		
	h730		
	10 kg		



	DIMENSIONI SIZE	CODICE CODE	DESCRIZIONE DESCRIPTION
	480x480	ONE-FF-RAL	BASE IN PLASTICA NERA E TUBO IN FERRO VERNICIATO NERO PER ESTERNO BLACK PLASTIC BASE AND BLACK PAINTED IRON COLUMN, FOR OUTDOOR
	Ø800 800x800	ONE-FF-RAL7024	BASE IN PLASTICA GRIGIA E TUBO IN FERRO VERNICIATO RAL7024 PER ESTERNO GREY PLASTIC BASE AND RAL7024 PAINTED IRON COLUMN, FOR OUTDOOR
	Ø50		
	h900/1100	ONE-FF-RAL9016	BASE IN PLASTICA BIANCA E TUBO IN FERRO VERNICIATO RAL9016 PER ESTERNO WHITE PLASTIC BASE AND RAL9016 PAINTED IRON COLUMN, FOR OUTDOOR
	12 kg		



	DIMENSIONI SIZE	CODICE CODE	DESCRIZIONE DESCRIPTION
	480x480	ONE-ALS-FF	BASE IN PLASTICA E TUBO IN ALLUMINIO VERNICIATO PER ESTERNO PLASTIC BASE AND PAINTED ALUMINIUM COLUMN, FOR OUTDOOR
	Ø800 800x800		
	Ø50		
	h900/1100		
	12 kg		







EIFFEL 3







PIEDINI REGOLABILI A RICHIESTA: +6€ NETTI
ADJUSTABLE FEET ON REQUEST: +6€ NET



FORNITO CON PIEDINO IN PLASTICA FISSO
SUPPLIED WITH FIXED PLASTIC FOOT



	DIMENSIONI	CODICE	DESCRIZIONE
	SIZE	CODE	DESCRIPTION
	Ø700	EIFFEL-3-XAL	INOX E ALLUMINIO LUCIDO <i>POLISHED STAINLESS STEEL AND ALUMINIUM</i>
	Ø700 700x700	EIFFEL-3-XAL-RAL	COLORI RAL / NERO <i>RAL COLOURS / BLACK</i>
	Ø45	EIFFEL-3-XAL-EXT	FINITURA PER ESTERNO + PRIMER <i>OUTDOOR FINISH + PRIMER</i>
	h720	EIFFEL-3-POL	24K SATINATO/OPACO <i>24K SATIN/MATTE FINISHES</i>
	kg 6	EIFFEL-3-ANT	FINITURE ANTICATE 24K <i>ANTIQUÉ 24K FINISHES</i>

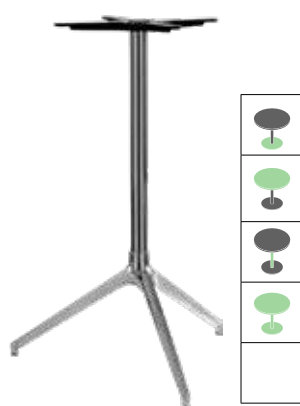
	DIMENSIONI	CODICE	DESCRIZIONE
	SIZE	CODE	DESCRIPTION
	Ø700	EIFFEL-3-XAL-ORO/NERO	BASE GALVANICA ORO / TUBO NERO <i>GALVANIZED GOLD BASE / BLACK PIPE</i>
	Ø700 700x700		
	Ø45		
	h720		
	kg 6		

EIFFEL 3

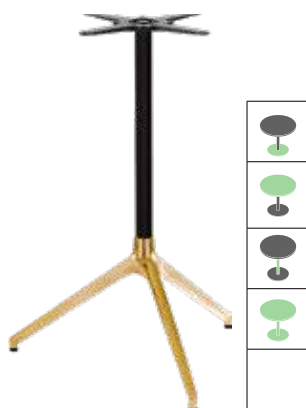
PIEDINI REGOLABILI A RICHIESTA: +6€ NETTI
ADJUSTABLE FEET ON REQUEST: +6€ NET



FORNITO CON PIEDINO IN PLASTICA FISSO
SUPPLIED WITH FIXED PLASTIC FOOT



	DIMENSIONI SIZE	CODICE CODE	DESCRIZIONE DESCRIPTION
	Ø700	EIFFEL-3-XAL-FF	INOX E ALLUMINIO LUCIDO <i>POLISHED STAINLESS STEEL AND ALUMINIUM</i>
	Ø600 600x600	EIFFEL-3-XAL-FF-RAL	COLORI RAL / NERO <i>RAL COLOURS / BLACK</i>
	Ø45	EIFFEL-3-XAL-FF-EXT	FINITURA PER ESTERNO + PRIMER <i>OUTDOOR FINISH + PRIMER</i>
	h900/1100	EIFFEL-3-FF-POL	24K SATINATO/OPACO <i>24K SATIN/MATTE FINISHES</i>
	kg 8	EIFFEL-3-FF-ANT	FINITURE ANTICATE 24K <i>ANTIQUÉ 24K FINISHES</i>



	DIMENSIONI SIZE	CODICE CODE	DESCRIZIONE DESCRIPTION
	Ø700	EIFFEL-3-XAL-ORO/NERO-FF	BASE GALVANICA ORO / TUBO NERO <i>GALVANIZED GOLD BASE / BLACK PIPE</i>
	Ø600 600x600		
	Ø45		
	h900/1100		
	kg 8		






EIFFEL 4






PIEDINI REGOLABILI A RICHIESTA: +6€ NETTI
ADJUSTABLE FEET ON REQUEST: +6€ NET



FORNITO CON PIEDINO IN PLASTICA FISSO
SUPPLIED WITH FIXED PLASTIC FOOT



	DIMENSIONI	CODICE	DESCRIZIONE
	SIZE	CODE	DESCRIPTION
	Ø720/516x516	EIFFEL-4-XAL	INOX E ALLUMINIO LUCIDO <i>POLISHED STAINLESS STEEL AND ALUMINIUM</i>
	Ø1000 900x900	EIFFEL-4-XAL-RAL	COLORI RAL / NERO <i>RAL COLOURS / BLACK</i>
	Ø50	EIFFEL-4-XAL-EXT	FINITURA PER ESTERNO + PRIMER <i>OUTDOOR FINISH + PRIMER</i>
	h720	EIFFEL-4-POL	FINITURE SPECIALI E 24K LUCIDO/SATINATO/OPACO <i>SPECIAL AND 24K POLISHED/SATIN/MATTE FINISHES</i>
	kg 6,5	EIFFEL-4-ANT	FINITURE ANTICATE 24K <i>ANTIQUÉ 24K FINISHES</i>
		EIFFEL-4-GAL	FINITURA ORO GALVANICO LUCIDO/SATINATO/OPACO <i>GALVANIC GOLD POLISHED/SATIN/MATTE FINISH</i>


	DIMENSIONI	CODICE	DESCRIZIONE
	SIZE	CODE	DESCRIPTION
	Ø720/516x516	EIFFEL-4-XAL-ORO/NERO	BASE GALVANICA ORO / TUBO NERO <i>GALVANIZED GOLD BASE / BLACK PIPE</i>
	Ø1000 900x900		
	Ø50		
	h720		
	kg 6,5		

EIFFEL 4


PIEDINI REGOLABILI A RICHIESTA: +6€ NETTI
ADJUSTABLE FEET ON REQUEST: +6€ NET



FORNITO CON PIEDINO IN PLASTICA FISSO
SUPPLIED WITH FIXED PLASTIC FOOT



	DIMENSIONI SIZE	CODICE CODE	DESCRIZIONE DESCRIPTION
	Ø720/516x516	EIFFEL-4-XAL-FF	INOX E ALLUMINIO LUCIDO <i>POLISHED STAINLESS STEEL AND ALUMINIUM</i>
	Ø900 800x800	EIFFEL-4-XAL-FF-RAL	COLORI RAL / NERO <i>RAL COLOURS / BLACK</i>
	Ø50	EIFFEL-4-XAL-FF-EXT	FINITURA PER ESTERNO + PRIMER <i>OUTDOOR FINISH + PRIMER</i>
	h900/1100	EIFFEL-4-FF-POL	FINITURE SPECIALI E 24K LUCIDO/SATINATO/OPACO <i>SPECIAL AND 24K POLISHED/SATIN/MATTE FINISHES</i>
	kg 8,5	EIFFEL-4-FF-ANT	FINITURE ANTICATE 24K <i>ANTIQUUE 24K FINISHES</i>
		EIFFEL-4-FF-GAL-POL	FINITURA ORO GALVANICO LUCIDO/SATINATO/OPACO <i>GALVANIC GOLD POLISHED/SATIN/MATTE FINISH</i>



	DIMENSIONI SIZE	CODICE CODE	DESCRIZIONE DESCRIPTION
	Ø720/516x516	EIFFEL-4-XAL-ORO/NERO-FF	BASE GALVANICA ORO / TUBO NERO <i>GALVANIZED GOLD BASE / BLACK PIPE</i>
	Ø900 800x800		
	Ø50		
	h900/1100		
	kg 8,5		

SLIM

FORNITO CON PIEDINI REGOLABILI
SUPPLIED WITH ADJUSTABLE FEET



	DIMENSIONI SIZE	CODICE CODE	DESCRIZIONE DESCRIPTION
	Ø400	SLIM-40-T50	NERO BLACK
	Ø900/800x800	SLIM-40-T50-RAL	COLORI RAL RAL COLOURS
	Ø50	SLIM-40-T50-EXT	FINITURA PER ESTERNO + PRIMER OUTDOOR FINISH + PRIMER
	h730	SLIM-40-T50-X	INOX SATINATO SATIN STAINLESS STEEL
	15 kg	SLIM-40-T50-XL	INOX LUCIDO POLISHED STAINLESS STEEL
		SLIM-40-T50-POL	FINITURE SPECIALI E 24K LUCIDO/SATINATO/OPACO SPECIAL AND 24K POLISHED/SATIN/MATTE FINISHES
		SLIM-40-T50-ANT	FINITURE ANTICATE 24K ANTIQUÉ 24K FINISHES
		SLIM-40-T50-GAL	FINITURA ORO GALVANICO LUCIDO/SATINATO/OPACO GALVANIC GOLD POLISHED/SATIN/MATTE FINISH



	DIMENSIONI SIZE	CODICE CODE	DESCRIZIONE DESCRIPTION
	Ø400		
	Ø900/800x800 Ø700/600x600	SLIM-40-CR-T50	
	Ø50	SLIM-40-CR-T50-FF	CROMATO CHROMED
	h730/1100		
	16 kg		

SLIM

FORNITO CON PIEDINI REGOLABILI
SUPPLIED WITH ADJUSTABLE FEET



DIMENSIONI SIZE	CODICE CODE	DESCRIZIONE DESCRIPTION
Ø400	SLIM-40-T60	NERO BLACK
Ø900/800x800	SLIM-40-T60-RAL	COLORI RAL RAL COLOURS
Ø60	SLIM-40-T60-EXT	FINITURA PER ESTERNO + PRIMER OUTDOOR FINISH + PRIMER
h730	SLIM-40-T60-X	INOX SATINATO SATIN STAINLESS STEEL
15 kg	SLIM-40-T60-XL	INOX LUCIDO POLISHED STAINLESS STEEL
	SLIM-40-T60-POL	FINITURE SPECIALI E 24K LUCIDO/SATINATO/OPACO SPECIAL AND 24K POLISHED/SATIN/MATTE FINISHES
	SLIM-40-T60-ANT	FINITURE ANTICATE 24K ANTIQUÉ 24K FINISHES
	SLIM-40-T60-GAL	FINITURA ORO GALVANICO LUCIDO/SATINATO/OPACO GALVANIC GOLD POLISHED/SATIN/MATTE FINISH








DIMENSIONI SIZE	CODICE CODE	DESCRIZIONE DESCRIPTION
Ø400	SLIM-40-T60-FF	NERO BLACK
Ø700/600x600	SLIM-40-T60-FF-RAL	COLORI RAL RAL COLOURS
Ø60	SLIM-40-T60-FF-EXT	FINITURA PER ESTERNO + PRIMER OUTDOOR FINISH + PRIMER
h900/1100	SLIM-40-T60-FF-X	INOX SATINATO SATIN STAINLESS STEEL
17 kg	SLIM-40-T60-FF-XL	INOX LUCIDO POLISHED STAINLESS STEEL
	SLIM-40-T60-X-FF-POL	FINITURE SPECIALI E 24K LUCIDO/SATINATO/OPACO SPECIAL AND 24K POLISHED/SATIN/MATTE FINISHES
	SLIM-40-T60-X-FF-ANT	FINITURE ANTICATE 24K ANTIQUÉ 24K FINISHES
	SLIM-40-T60-FF-GAL	FINITURA ORO GALVANICO LUCIDO/SATINATO/OPACO GALVANIC GOLD POLISHED/SATIN/MATTE FINISH

SLIM

FORNITO CON PIEDINI REGOLABILI
SUPPLIED WITH ADJUSTABLE FEET



	DIMENSIONI SIZE	CODICE CODE	DESCRIZIONE DESCRIPTION
	Ø400	SLIM-40	NERO BLACK
	Ø900/800x800	SLIM-40-RAL	COLORI RAL RAL COLOURS
	Ø76	SLIM-40-EXT	FINITURA PER ESTERNO + PRIMER OUTDOOR FINISH + PRIMER
	h730	SLIM-40-CR	TUBO CROMATO CHROMED PIPE
	17 kg	SLIM-40-W6	BASE NERA E COLONNA LEGNO BLACK BASE AND WOODEN COLUMN
		SLIM-40-RAL-W6	BASE RAL E COLONNA LEGNO RAL BASE AND WOODEN COLUMN
		SLIM-40-X	INOX SATINATO SATIN STAINLESS STEEL
		SLIM-40-X-W6	INOX SATINATO E COLONNA LEGNO BRUSHED STAINLESS AND WOODEN COLUMN
		SLIM-40-X-W23	INOX SATINATO E COLONNA LEGNO BRUSHED STAINLESS AND WOODEN COLUMN
		SLIM-40-XL	INOX LUCIDO POLISHED STAINLESS STEEL
		SLIM-40-XL-W6	INOX LUCIDO E COLONNA LEGNO POLISHED STAINLESS AND WOODEN COLUMN
		SLIM-40-XL-W23	INOX LUCIDO E COLONNA LEGNO POLISHED STAINLESS AND WOODEN COLUMN
		SLIM-40-XL-CR	INOX LUCIDO E COLONNA CROMATA POLISHED STAINLESS AND CHROMED COLUMN
		SLIM-40-POL	FINITURE SPECIALI E 24K LUCIDO/SATINATO/OPACO SPECIAL AND 24K POLISHED/SATIN/MATTE FINISHES
		SLIM-40-ANT	FINITURE ANTICATE 24K ANTIQUÉ 24K FINISHES
		SLIM-40-GAL	FINITURA ORO GALVANICO LUCIDO/SATINATO/OPACO GALVANIC GOLD POLISHED/SATIN/MATTE FINISH

SLIM

FORNITO CON PIEDINI REGOLABILI
SUPPLIED WITH ADJUSTABLE FEET



	DIMENSIONI SIZE	CODICE CODE	DESCRIZIONE DESCRIPTION
	Ø400	SLIM-40-FF	NERO BLACK
	Ø700/600x600	SLIM-40-FF-RAL	COLORI RAL RAL COLOURS
	Ø76	SLIM-40-FF-EXT	FINITURA PER ESTERNO + PRIMER OUTDOOR FINISH + PRIMER
	h900/1100	SLIM-40-FF-CR	TUBO CROMATO CHROMED PIPE
	20 kg	SLIM-40-FF-W6	BASE NERA E COLONNA LEGNO BLACK BASE AND WOODEN COLUMN
		SLIM-40-FF-RAL-W6	BASE RAL E COLONNA LEGNO RAL BASE AND WOODEN COLUMN
		SLIM-40-FF-X	INOX SATINATO SATIN STAINLESS STEEL
		SLIM-40-FF-X-W6	INOX SATINATO E COLONNA LEGNO BRUSHED STAINLESS AND WOODEN COLUMN
		SLIM-40-FF-X-W23	INOX SATINATO E COLONNA LEGNO BRUSHED STAINLESS AND WOODEN COLUMN
		SLIM-40-FF-XL	INOX LUCIDO POLISHED STAINLESS STEEL
		SLIM-40-FF-XL-W6	INOX LUCIDO E COLONNA LEGNO POLISHED STAINLESS AND WOODEN COLUMN
		SLIM-40-FF-XL-W23	INOX LUCIDO E COLONNA LEGNO POLISHED STAINLESS AND WOODEN COLUMN
		SLIM-40-FF-XL-CR	INOX LUCIDO E COLONNA CROMATA POLISHED STAINLESS AND CHROMED COLUMN
		SLIM-40-FF-POL	FINITURE SPECIALI E 24K LUCIDO/SATINATO/OPACO SPECIAL AND 24K POLISHED/SATIN/MATTE FINISHES
		SLIM-40-FF-ANT	FINITURE ANTICATE 24K ANTIQUÉ 24K FINISHES
		SLIM-40-FF-GAL	FINITURA ORO GALVANICO LUCIDO/SATINATO/OPACO GALVANIC GOLD POLISHED/SATIN/MATTE FINISH

SLIM

FORNITO CON PIEDINI REGOLABILI
SUPPLIED WITH ADJUSTABLE FEET



	DIMENSIONI SIZE	CODICE CODE	DESCRIZIONE DESCRIPTION
	400x400	SLIM-44-Q60	NERO BLACK
	Ø1000/900x900	SLIM-44-Q60-RAL	COLORI RAL RAL COLOURS
	60X60	SLIM-44-Q60-EXT	FINITURA PER ESTERNO + PRIMER OUTDOOR FINISH + PRIMER
	h730	SLIM-44-Q60-X	INOX SATINATO SATIN STAINLESS STEEL
	17,5 kg	SLIM-44-Q60-POL	FINITURE SPECIALI E 24K LUCIDO/SATINATO/OPACO SPECIAL AND 24K POLISHED/SATIN/MATTE FINISHES
		SLIM-44-Q60-ANT	FINITURE ANTICATE 24K ANTIQUÉ 24K FINISHES
		SLIM-44-Q60-GAL	FINITURA ORO GALVANICO LUCIDO/SATINATO/OPACO GALVANIC GOLD POLISHED/SATIN/MATTE FINISH















	DIMENSIONI SIZE	CODICE CODE	DESCRIZIONE DESCRIPTION
	400x400	SLIM-44-Q60-FF	NERO BLACK
	Ø800/700x700	SLIM-44-Q60-FF-RAL	COLORI RAL RAL COLOURS
	60X60	SLIM-44-Q60-FF-EXT	FINITURA PER ESTERNO + PRIMER OUTDOOR FINISH + PRIMER
	h900/1100	SLIM-44-Q60-FF-X	INOX SATINATO SATIN STAINLESS STEEL
	19 kg	SLIM-44-Q60-FF-POL	FINITURE SPECIALI E 24K LUCIDO/SATINATO/OPACO SPECIAL AND 24K POLISHED/SATIN/MATTE FINISHES
		SLIM-44-Q60-FF-ANT	FINITURE ANTICATE 24K ANTIQUÉ 24K FINISHES
		SLIM-44-Q60-FF-GAL	FINITURA ORO GALVANICO LUCIDO/SATINATO/OPACO GALVANIC GOLD POLISHED/SATIN/MATTE FINISH







SLIM

FORNITO CON PIEDINI REGOLABILI
SUPPLIED WITH ADJUSTABLE FEET



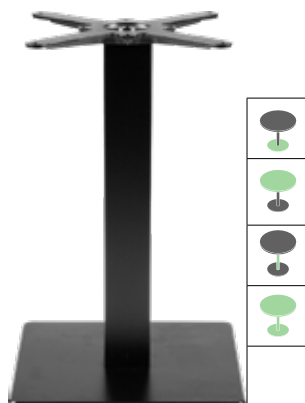
	DIMENSIONI	CODICE	DESCRIZIONE
	SIZE	CODE	DESCRIPTION
	400x400	SLIM-44-T50	NERO BLACK
	Ø1000/900x900	SLIM-44-T50-RAL	COLORI RAL RAL COLOURS
	Ø50	SLIM-44-T50-EXT	FINITURA PER ESTERNO + PRIMER OUTDOOR FINISH + PRIMER
	h730		
	16,5 kg		

	DIMENSIONI	CODICE	DESCRIZIONE
	SIZE	CODE	DESCRIPTION
	400x400	SLIM-44-T60	NERO BLACK
	Ø1000/900x900	SLIM-44-T60-RAL	COLORI RAL RAL COLOURS
	Ø60	SLIM-44-T60-EXT	FINITURA PER ESTERNO + PRIMER OUTDOOR FINISH + PRIMER
	h730	SLIM-44-T60-X	INOX SATINATO SATIN STAINLESS STEEL
	17 kg	SLIM-44-T60-XL	INOX LUCIDO POLISHED STAINLESS STEEL
		SLIM-44-T60-POL	FINITURE SPECIALI E 24K LUCIDO/SATINATO/OPACO SPECIAL AND 24K POLISHED/SATIN/MATTE FINISHES
		SLIM-44-T60-ANT	FINITURE ANTICATE 24K ANTIQUÉ 24K FINISHES
		SLIM-44-T60-GAL	FINITURA ORO GALVANICO LUCIDO/SATINATO/OPACO GALVANIC GOLD POLISHED/SATIN/MATTE FINISH

	DIMENSIONI	CODICE	DESCRIZIONE
	SIZE	CODE	DESCRIPTION
	400x400	SLIM-44-T60-FF	NERO BLACK
	Ø800/700x700	SLIM-44-T60-FF-RAL	COLORI RAL RAL COLOURS
	Ø60	SLIM-44-T60-FF-EXT	FINITURA PER ESTERNO + PRIMER OUTDOOR FINISH + PRIMER
	h900/1100	SLIM-44-T60-FF-X	INOX SATINATO SATIN STAINLESS STEEL
	19 kg	SLIM-44-T60-FF-XL	INOX LUCIDO POLISHED STAINLESS STEEL
		SLIM-44-T60-FF-POL	FINITURE SPECIALI E 24K LUCIDO/SATINATO/OPACO SPECIAL AND 24K POLISHED/SATIN/MATTE FINISHES
		SLIM-44-T60-FF-ANT	FINITURE ANTICATE 24K ANTIQUÉ 24K FINISHES
		SLIM-44-T60-FF-GAL	FINITURA ORO GALVANICO LUCIDO/SATINATO/OPACO GALVANIC GOLD POLISHED/SATIN/MATTE FINISH

SLIM

FORNITO CON PIEDINI REGOLABILI
SUPPLIED WITH ADJUSTABLE FEET



DIMENSIONI SIZE	CODICE CODE	DESCRIZIONE DESCRIPTION
400x400	SLIM-44	NERO BLACK
Ø1000/900x900	SLIM-44-RAL	COLORI RAL RAL COLOURS
80x80	SLIM-44-EXT	FINITURA PER ESTERNO + PRIMER OUTDOOR FINISH + PRIMER
h730	SLIM-44-CR	TUBO CROMATO CHROMED PIPE
18 kg	SLIM-44-W10	BASE NERA E COLONNA LEGNO BLACK BASE AND WOODEN COLUMN
	SLIM-44-RAL-W10	BASE RAL E COLONNA LEGNO RAL BASE AND WOODEN COLUMN
	SLIM-44-X	INOX SATINATO SATIN STAINLESS STEEL
	SLIM-44-X-W10	INOX SATINATO E COLONNA LEGNO BRUSHED STAINLESS AND WOODEN COLUMN
	SLIM-44-X-W21	INOX SATINATO E COLONNA LEGNO BRUSHED STAINLESS AND WOODEN COLUMN
	SLIM-44-XL	INOX LUCIDO POLISHED STAINLESS STEEL
	SLIM-44-XL-W10	INOX LUCIDO E COLONNA LEGNO POLISHED STAINLESS AND WOODEN COLUMN
	SLIM-44-XL-W21	INOX LUCIDO E COLONNA LEGNO POLISHED STAINLESS AND WOODEN COLUMN
	SLIM-44-XL-CR	INOX LUCIDO E COLONNA CROMATA POLISHED STAINLESS AND CHROMED COLUMN
	SLIM-44-POL	FINITURE SPECIALI E 24K LUCIDO/SATINATO/OPACO SPECIAL AND 24K POLISHED/SATIN/MATTE FINISHES
	SLIM-44-ANT	FINITURE ANTICATE 24K ANTIQUÉ 24K FINISHES
	SLIM-44-GAL	FINITURA ORO GALVANICO LUCIDO/SATINATO/OPACO GALVANIC GOLD POLISHED/SATIN/MATTE FINISH

SLIM

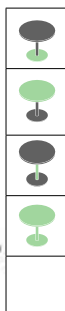
FORNITO CON PIEDINI REGOLABILI
SUPPLIED WITH ADJUSTABLE FEET



	DIMENSIONI SIZE	CODICE CODE	DESCRIZIONE DESCRIPTION
	400x400	SLIM-44-FF	NERO BLACK
	Ø800/700x700	SLIM-44-FF-RAL	COLORI RAL RAL COLOURS
	80x80	SLIM-44-FF-EXT	FINITURA PER ESTERNO + PRIMER OUTDOOR FINISH + PRIMER
	h900/1100	SLIM-44-FF-CR	TUBO CROMATO CHROMED PIPE
	21 kg	SLIM-44-FF-W10	BASE NERA E COLONNA LEGNO BLACK BASE AND WOODEN COLUMN
		SLIM-44-FF-RAL-W10	BASE RAL E COLONNA LEGNO RAL BASE AND WOODEN COLUMN
		SLIM-44-FF-X	INOX SATINATO SATIN STAINLESS STEEL
		SLIM-44-FF-X-W10	INOX SATINATO E COLONNA LEGNO BRUSHED STAINLESS AND WOODEN COLUMN
		SLIM-44-FF-X-W21	INOX SATINATO E COLONNA LEGNO BRUSHED STAINLESS AND WOODEN COLUMN
		SLIM-44-FF-XL	INOX LUCIDO POLISHED STAINLESS STEEL
		SLIM-44-FF-XL-W10	INOX LUCIDO E COLONNA LEGNO POLISHED STAINLESS AND WOODEN COLUMN
		SLIM-44-FF-XL-W21	INOX LUCIDO E COLONNA LEGNO POLISHED STAINLESS AND WOODEN COLUMN
		SLIM-44-FF-XL-CR	INOX LUCIDO E COLONNA CROMATA POLISHED STAINLESS AND CHROMED COLUMN
		SLIM-44-FF-POL	FINITURE SPECIALI E 24K LUCIDO/SATINATO/OPACO SPECIAL AND 24K POLISHED/SATIN/MATTE FINISHES
		SLIM-44-FF-ANT	FINITURE ANTICATE 24K ANTIQUÉ 24K FINISHES
		SLIM-44-FF-GAL	FINITURA ORO GALVANICO LUCIDO/SATINATO/OPACO GALVANIC GOLD POLISHED/SATIN/MATTE FINISH

SLIM

FORNITO CON PIEDINI REGOLABILI
SUPPLIED WITH ADJUSTABLE FEET







DIMENSIONI SIZE	CODICE CODE	DESCRIZIONE DESCRIPTION
400x400	SLIM-44-T	NERO BLACK
Ø1000/900x900	SLIM-44-T-RAL	COLORI RAL RAL COLOURS
Ø76	SLIM-44-T-EXT	FINITURA PER ESTERNO + PRIMER OUTDOOR FINISH + PRIMER
h730	SLIM-44-T-CR	TUBO CROMATO CHROMED PIPE
18 kg	SLIM-44-T-W6	BASE NERA E COLONNA LEGNO BLACK BASE AND WOODEN COLUMN
	SLIM-44-T-RAL-W6	BASE RAL E COLONNA LEGNO RAL BASE AND WOODEN COLUMN
	SLIM-44-T-X	INOX SATINATO SATIN STAINLESS STEEL
	SLIM-44-T-X-W6	INOX SATINATO E COLONNA LEGNO BRUSHED STAINLESS AND WOODEN COLUMN
	SLIM-44-T-X-W23	INOX SATINATO E COLONNA LEGNO BRUSHED STAINLESS AND WOODEN COLUMN
	SLIM-44-T-XL	INOX LUCIDO POLISHED STAINLESS STEEL
	SLIM-44-T-XL-W6	INOX LUCIDO E COLONNA LEGNO POLISHED STAINLESS AND WOODEN COLUMN
	SLIM-44-T-XL-W23	INOX LUCIDO E COLONNA LEGNO POLISHED STAINLESS AND WOODEN COLUMN
	SLIM-44-T-XL-CR	INOX LUCIDO E COLONNA CROMATA POLISHED STAINLESS AND CHROMED COLUMN
	SLIM-44-T-POL	FINITURE SPECIALI E 24K LUCIDO/SATINATO/OPACO SPECIAL AND 24K POLISHED/SATIN/MATTE FINISHES
	SLIM-44-T-ANT	FINITURE ANTICATE 24K ANTIQUÉ 24K FINISHES
	SLIM-44-T-GAL	FINITURA ORO GALVANICO LUCIDO/SATINATO/OPACO GALVANIC GOLD POLISHED/SATIN/MATTE FINISH

SLIM

FORNITO CON PIEDINI REGOLABILI
SUPPLIED WITH ADJUSTABLE FEET



	DIMENSIONI SIZE	CODICE CODE	DESCRIZIONE DESCRIPTION
	400x400	SLIM-44-T-FF	NERO BLACK
	Ø800/700x700	SLIM-44-T-FF-RAL	COLORI RAL RAL COLOURS
	Ø76	SLIM-44-T-FF-EXT	FINITURA PER ESTERNO + PRIMER OUTDOOR FINISH + PRIMER
	h900/1100	SLIM-44-T-FF-CR	TUBO CROMATO CHROMED PIPE
	21 kg	SLIM-44-T-FF-W6	BASE NERA E COLONNA LEGNO BLACK BASE AND WOODEN COLUMN
		SLIM-44-T-FF-RAL-W6	BASE RAL E COLONNA LEGNO RAL BASE AND WOODEN COLUMN
		SLIM-44-T-FF-X	INOX SATINATO SATIN STAINLESS STEEL
		SLIM-44-T-FF-X-W6	INOX SATINATO E COLONNA LEGNO BRUSHED STAINLESS AND WOODEN COLUMN
		SLIM-44-T-FF-X-W23	INOX SATINATO E COLONNA LEGNO BRUSHED STAINLESS AND WOODEN COLUMN
		SLIM-44-T-FF-XL	INOX LUCIDO POLISHED STAINLESS STEEL
		SLIM-44-T-FF-XL-W6	INOX LUCIDO E COLONNA LEGNO POLISHED STAINLESS AND WOODEN COLUMN
		SLIM-44-T-FF-XL-W23	INOX LUCIDO E COLONNA LEGNO POLISHED STAINLESS AND WOODEN COLUMN
		SLIM-44-T-FF-XL-CR	INOX LUCIDO E COLONNA CROMATA POLISHED STAINLESS AND CHROMED COLUMN
		SLIM-44-T-FF-POL	FINITURE SPECIALI E 24K LUCIDO/SATINATO/OPACO SPECIAL AND 24K POLISHED/SATIN/MATTE FINISHES
		SLIM-44-T-FF-ANT	FINITURE ANTICATE 24K ANTIQUÉ 24K FINISHES
		SLIM-44-T-FF-GAL	FINITURA ORO GALVANICO LUCIDO/SATINATO/OPACO GALVANIC GOLD POLISHED/SATIN/MATTE FINISH

SLIM

FORNITO CON PIEDINI REGOLABILI
SUPPLIED WITH ADJUSTABLE FEET



	DIMENSIONI SIZE	CODICE CODE	DESCRIZIONE DESCRIPTION
	Ø450	SLIM-45	NERO BLACK
	Ø900/900X900	SLIM-45-RAL	COLORI RAL RAL COLOURS
	Ø76	SLIM-45-EXT	FINITURA PER ESTERNO + PRIMER OUTDOOR FINISH + PRIMER
	h730	SLIM-45-CR	TUBO CROMATO CHROMED PIPE
	17 kg	SLIM-45-W6	BASE NERA E COLONNA LEGNO BLACK BASE AND WOODEN COLUMN
		SLIM-45-RAL-W6	BASE RAL E COLONNA LEGNO RAL BASE AND WOODEN COLUMN
		SLIM-45-X	INOX SATINATO SATIN STAINLESS STEEL
		SLIM-45-X-W6	INOX SATINATO E COLONNA LEGNO BRUSHED STAINLESS AND WOODEN COLUMN
		SLIM-45-X-W23	INOX SATINATO E COLONNA LEGNO BRUSHED STAINLESS AND WOODEN COLUMN
		SLIM-45-XL	INOX LUCIDO POLISHED STAINLESS STEEL
		SLIM-45-XL-W6	INOX LUCIDO E COLONNA LEGNO POLISHED STAINLESS AND WOODEN COLUMN
		SLIM-45-XL-W23	INOX LUCIDO E COLONNA LEGNO POLISHED STAINLESS AND WOODEN COLUMN
		SLIM-45-XL-CR	INOX LUCIDO E COLONNA CROMATA POLISHED STAINLESS AND CHROMED COLUMN
		SLIM-45-POL	FINITURE SPECIALI E 24K LUCIDO/SATINATO/OPACO SPECIAL AND 24K POLISHED/SATIN/MATTE FINISHES
		SLIM-45-ANT	FINITURE ANTICATE 24K ANTIQUÉ 24K FINISHES
		SLIM-45-GAL	FINITURA ORO GALVANICO LUCIDO/SATINATO/OPACO GALVANIC GOLD POLISHED/SATIN/MATTE FINISH

SLIM

FORNITO CON PIEDINI REGOLABILI
SUPPLIED WITH ADJUSTABLE FEET



	DIMENSIONI SIZE	CODICE CODE	DESCRIZIONE DESCRIPTION
	Ø450	SLIM-45-FF	NERO BLACK
	Ø800/800x800	SLIM-45-FF-RAL	COLORI RAL RAL COLOURS
	Ø76	SLIM-45-FF-EXT	FINITURA PER ESTERNO + PRIMER OUTDOOR FINISH + PRIMER
	h900/1100	SLIM-45-FF-CR	TUBO CROMATO CHROMED PIPE
	20 kg	SLIM-45-FF-W6	BASE NERA E COLONNA LEGNO BLACK BASE AND WOODEN COLUMN
		SLIM-45-FF-RAL-W6	BASE RAL E COLONNA LEGNO RAL BASE AND WOODEN COLUMN
		SLIM-45-FF-X	INOX SATINATO SATIN STAINLESS STEEL
		SLIM-45-FF-X-W6	INOX SATINATO E COLONNA LEGNO BRUSHED STAINLESS AND WOODEN COLUMN
		SLIM-45-FF-X-W23	INOX SATINATO E COLONNA LEGNO BRUSHED STAINLESS AND WOODEN COLUMN
		SLIM-45-FF-XL	INOX LUCIDO POLISHED STAINLESS STEEL
		SLIM-45-FF-XL-W6	INOX LUCIDO E COLONNA LEGNO POLISHED STAINLESS AND WOODEN COLUMN
		SLIM-45-FF-XL-W23	INOX LUCIDO E COLONNA LEGNO POLISHED STAINLESS AND WOODEN COLUMN
		SLIM-45-FF-XL-CR	INOX LUCIDO E COLONNA CROMATA POLISHED STAINLESS AND CHROMED COLUMN
		SLIM-45-FF-POL	FINITURE SPECIALI E 24K LUCIDO/SATINATO/OPACO SPECIAL AND 24K POLISHED/SATIN/MATTE FINISHES
		SLIM-45-FF-ANT	FINITURE ANTICATE 24K ANTIQUÉ 24K FINISHES
		SLIM-45-FF-GAL	FINITURA ORO GALVANICO LUCIDO/SATINATO/OPACO GALVANIC GOLD POLISHED/SATIN/MATTE FINISH

SLIM

FORNITO CON PIEDINI REGOLABILI
SUPPLIED WITH ADJUSTABLE FEET



	DIMENSIONI SIZE	CODICE CODE	DESCRIZIONE DESCRIPTION
	450X450	SLIM-46	NERO BLACK
	Ø1000/900X900	SLIM-46-RAL	COLORI RAL RAL COLOURS
	80x80	SLIM-46-EXT	FINITURA PER ESTERNO + PRIMER OUTDOOR FINISH + PRIMER
	h730	SLIM-46-CR	TUBO CROMATO CHROMED PIPE
	20 kg	SLIM-46-W10	BASE NERA E COLONNA LEGNO BLACK BASE AND WOODEN COLUMN
		SLIM-46-RAL-W10	BASE RAL E COLONNA LEGNO RAL BASE AND WOODEN COLUMN



	DIMENSIONI SIZE	CODICE CODE	DESCRIZIONE DESCRIPTION
	450X450	SLIM-46-FF	NERO BLACK
	Ø900/800x800	SLIM-46-FF-RAL	COLORI RAL RAL COLOURS
	80x80	SLIM-46-FF-EXT	FINITURA PER ESTERNO + PRIMER OUTDOOR FINISH + PRIMER
	h900/1100	SLIM-46-FF-CR	TUBO CROMATO CHROMED PIPE
	23 kg	SLIM-46-FF-W10	BASE NERA E COLONNA LEGNO BLACK BASE AND WOODEN COLUMN
		SLIM-46-FF-RAL-W10	BASE RAL E COLONNA LEGNO RAL BASE AND WOODEN COLUMN

SLIM

FORNITO CON PIEDINI REGOLABILI
SUPPLIED WITH ADJUSTABLE FEET



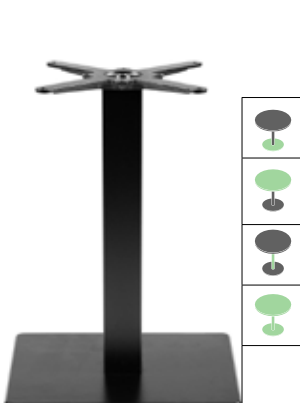
	DIMENSIONI SIZE	CODICE CODE	DESCRIZIONE DESCRIPTION
	Ø600	SLIM-60	NERO BLACK
	Ø1300/1000x1000	SLIM-60-RAL	COLORI RAL RAL COLOURS
	Ø76	SLIM-60-EXT	FINITURA PER ESTERNO + PRIMER OUTDOOR FINISH + PRIMER
	h730	SLIM-60-CR	TUBO CROMATO CHROMED PIPE
	26 kg	SLIM-60-W6	BASE NERA E COLONNA LEGNO BLACK BASE AND WOODEN COLUMN
		SLIM-60-RAL-W6	BASE RAL E COLONNA LEGNO RAL BASE AND WOODEN COLUMN
		SLIM-60-X	INOX SATINATO SATIN STAINLESS STEEL
		SLIM-60-X-W6	INOX SATINATO E COLONNA LEGNO BRUSHED STAINLESS AND WOODEN COLUMN
		SLIM-60-X-W23	INOX SATINATO E COLONNA LEGNO BRUSHED STAINLESS AND WOODEN COLUMN
		SLIM-60-XL	INOX LUCIDO POLISHED STAINLESS STEEL
		SLIM-60-XL-W6	INOX LUCIDO E COLONNA LEGNO POLISHED STAINLESS AND WOODEN COLUMN
		SLIM-60-XL-W23	INOX LUCIDO E COLONNA LEGNO POLISHED STAINLESS AND WOODEN COLUMN
		SLIM-60-XL-CR	INOX LUCIDO E COLONNA CROMATA POLISHED STAINLESS AND CHROMED COLUMN
		SLIM-60-POL	FINITURE SPECIALI E 24K LUCIDO/SATINATO/OPACO SPECIAL AND 24K POLISHED/SATIN/MATTE FINISHES
		SLIM-60-ANT	FINITURE ANTICATE 24K ANTIQUÉ 24K FINISHES
		SLIM-60-GAL	FINITURA ORO GALVANICO LUCIDO/SATINATO/OPACO GALVANIC GOLD POLISHED/SATIN/MATTE FINISH

SLIM

FORNITO CON PIEDINI REGOLABILI
SUPPLIED WITH ADJUSTABLE FEET



	DIMENSIONI SIZE	CODICE CODE	DESCRIZIONE DESCRIPTION
	Ø600	SLIM-60-FF	NERO BLACK
	Ø900/800x800	SLIM-60-FF-RAL	COLORI RAL RAL COLOURS
	Ø76	SLIM-60-FF-EXT	FINITURA PER ESTERNO + PRIMER OUTDOOR FINISH + PRIMER
	h900/1100	SLIM-60-FF-CR	TUBO CROMATO CHROMED PIPE
	29 kg	SLIM-60-FF-W6	BASE NERA E COLONNA LEGNO BLACK BASE AND WOODEN COLUMN
		SLIM-60-FF-RAL-W6	BASE RAL E COLONNA LEGNO RAL BASE AND WOODEN COLUMN
		SLIM-60-FF-X	INOX SATINATO SATIN STAINLESS STEEL
		SLIM-60-FF-X-W6	INOX SATINATO E COLONNA LEGNO BRUSHED STAINLESS AND WOODEN COLUMN
		SLIM-60-FF-X-W23	INOX SATINATO E COLONNA LEGNO BRUSHED STAINLESS AND WOODEN COLUMN
		SLIM-60-FF-XL	INOX LUCIDO POLISHED STAINLESS STEEL
		SLIM-60-FF-XL-W6	INOX LUCIDO E COLONNA LEGNO POLISHED STAINLESS AND WOODEN COLUMN
		SLIM-60-FF-XL-W23	INOX LUCIDO E COLONNA LEGNO POLISHED STAINLESS AND WOODEN COLUMN
		SLIM-60-FF-XL-CR	INOX LUCIDO E COLONNA CROMATA POLISHED STAINLESS AND CHROMED COLUMN
		SLIM-60-FF-POL	FINITURE SPECIALI E 24K LUCIDO/SATINATO/OPACO SPECIAL AND 24K POLISHED/SATIN/MATTE FINISHES
		SLIM-60-FF-ANT	FINITURE ANTICATE 24K ANTIQUÉ 24K FINISHES
		SLIM-60-FF-GAL	FINITURA ORO GALVANICO LUCIDO/SATINATO/OPACO GALVANIC GOLD POLISHED/SATIN/MATTE FINISH



	DIMENSIONI SIZE	CODICE CODE	DESCRIZIONE DESCRIPTION
	600x420	SLIM-64	NERO BLACK
	1200x900	SLIM-64-RAL	COLORI RAL RAL COLOURS
	80x80	SLIM-64-EXT	FINITURA PER ESTERNO + PRIMER OUTDOOR FINISH + PRIMER
	h730	SLIM-64-CR	TUBO CROMATO CHROMED PIPE
	24 kg	SLIM-64-W10	BASE NERA E COLONNA LEGNO BLACK BASE AND WOODEN COLUMN
		SLIM-64-RAL-W10	BASE RAL E COLONNA LEGNO RAL BASE AND WOODEN COLUMN

SLIM

FORNITO CON PIEDINI REGOLABILI
SUPPLIED WITH ADJUSTABLE FEET



	DIMENSIONI SIZE	CODICE CODE	DESCRIZIONE DESCRIPTION
	600x420	SLIM-64-FF	NERO BLACK
	1000x700	SLIM-64-FF-RAL	COLORI RAL RAL COLOURS
	80x80	SLIM-64-FF-EXT	FINITURA PER ESTERNO + PRIMER OUTDOOR FINISH + PRIMER
	h900/1100	SLIM-64-FF-CR	TUBO CROMATO CHROMED PIPE
	27 kg	SLIM-64-FF-W10	BASE NERA E COLONNA LEGNO BLACK BASE AND WOODEN COLUMN
		SLIM-64-FF-RAL-W10	BASE RAL E COLONNA LEGNO RAL BASE AND WOODEN COLUMN



	DIMENSIONI SIZE	CODICE CODE	DESCRIZIONE DESCRIPTION
	600x600	SLIM-66	NERO BLACK
	Ø1500/1200x1200	SLIM-66-RAL	COLORI RAL RAL COLOURS
	80x80	SLIM-66-EXT	FINITURA PER ESTERNO + PRIMER OUTDOOR FINISH + PRIMER
	h730	SLIM-66-CR	TUBO CROMATO CHROMED PIPE
	28 kg	SLIM-66-W10	BASE NERA E COLONNA LEGNO BLACK BASE AND WOODEN COLUMN
		SLIM-66-RAL-W10	BASE RAL E COLONNA LEGNO RAL BASE AND WOODEN COLUMN









	DIMENSIONI SIZE	CODICE CODE	DESCRIZIONE DESCRIPTION
	600x600	SLIM-66-FF	NERO BLACK
	Ø1000/900x900	SLIM-66-FF-RAL	COLORI RAL RAL COLOURS
	80x80	SLIM-66-FF-EXT	FINITURA PER ESTERNO + PRIMER OUTDOOR FINISH + PRIMER
	h900/1100	SLIM-66-FF-CR	TUBO CROMATO CHROMED PIPE
	31 kg	SLIM-66-FF-W10	BASE NERA E COLONNA LEGNO BLACK BASE AND WOODEN COLUMN
		SLIM-66-FF-RAL-W10	BASE RAL E COLONNA LEGNO RAL BASE AND WOODEN COLUMN


SLIM






TOP NON INCLUSO
TOP NOT INCLUDED


FORNITO CON PIEDINI REGOLABILI
SUPPLIED WITH ADJUSTABLE FEET









	DIMENSIONI SIZE	CODICE CODE	DESCRIZIONE DESCRIPTION
	750x750	SLIM-76	NERO BLACK
	Ø1500/1200X1200	SLIM-76-RAL	COLORI RAL RAL COLOURS
	Ø250	SLIM-76-EXT	FINITURA PER ESTERNO + PRIMER OUTDOOR FINISH + PRIMER
	h740	SLIM-76-X	INOX SATINATO SATIN STAINLESS STEEL
	36 kg	SLIM-76-POL	FINITURE SPECIALI E 24K LUCIDO/SATINATO/OPACO SPECIAL AND 24K POLISHED/SATIN/MATTE FINISHES
		SLIM-76-ANT	FINITURE ANTICATE 24K ANTIQUÉ 24K FINISHES



	DIMENSIONI SIZE	CODICE CODE	DESCRIZIONE DESCRIPTION
	750x750	SLIM-76-4	NERO BLACK
	Ø1500/1200X1200	SLIM-76-4-RAL	COLORI RAL RAL COLOURS
	80x80	SLIM-76-4-EXT	FINITURA PER ESTERNO + PRIMER OUTDOOR FINISH + PRIMER
	h740	SLIM-76-4-X	QUATTRO TUBI QUADRATI - INOX SATINATO FOUR SQUARE PIPES - SATIN STAINLESS STEEL
	36 kg	SLIM-76-4-POL	FINITURE SPECIALI E 24K LUCIDO/SATINATO/OPACO SPECIAL AND 24K POLISHED/SATIN/MATTE FINISHES
		SLIM-76-4-ANT	FINITURE ANTICATE 24K ANTIQUÉ 24K FINISHES















	DIMENSIONI SIZE	CODICE CODE	DESCRIZIONE DESCRIPTION
	750x750	SLIM-76-4-T	NERO BLACK
	Ø1200 1000x1000	SLIM-76-4-T-RAL	COLORI RAL RAL COLOURS
	Ø60/76	SLIM-76-4-T-EXT	FINITURA PER ESTERNO + PRIMER OUTDOOR FINISH + PRIMER
	h740	SLIM-76-4-T-X	QUATTRO TUBI INOX SATINATO FOUR PIPES - SATIN STAINLESS STEEL
	36 kg	SLIM-76-4-T-POL	FINITURE SPECIALI E 24K LUCIDO/SATINATO/OPACO SPECIAL AND 24K POLISHED/SATIN/MATTE FINISHES
		SLIM-76-4-T-ANT	FINITURE ANTICATE 24K ANTIQUÉ 24K FINISHES







SLIM

FORNITO CON PIEDINI REGOLABILI
SUPPLIED WITH ADJUSTABLE FEET









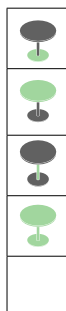
	DIMENSIONI	CODICE	DESCRIZIONE
	SIZE	CODE	DESCRIPTION
	Ø800	SLIM-80	NERO BLACK
	Ø1400	SLIM-80-RAL	COLORI RAL RAL COLOURS
	Ø250	SLIM-80-EXT	FINITURA PER ESTERNO + PRIMER OUTDOOR FINISH + PRIMER
	h740		
	40 kg		

	DIMENSIONI	CODICE	DESCRIZIONE
	SIZE	CODE	DESCRIPTION
	Ø800	SLIM-80-4-T	NERO BLACK
	Ø1400	SLIM-80-4-T-RAL	COLORI RAL RAL COLOURS
	Ø76	SLIM-80-4-T-EXT	FINITURA PER ESTERNO + PRIMER OUTDOOR FINISH + PRIMER
	h740		
	40 kg		

	DIMENSIONI	CODICE	DESCRIZIONE
	SIZE	CODE	DESCRIPTION
	Ø800	SLIM-80-4-T-FF	NERO BLACK
	Ø1200	SLIM-80-4-T-FF-RAL	COLORI RAL RAL COLOURS
	Ø76	SLIM-80-4-T-FF-EXT	FINITURA PER ESTERNO + PRIMER OUTDOOR FINISH + PRIMER
	h900/1100		
	46 kg		



	DIMENSIONI	CODICE	DESCRIZIONE
	SIZE	CODE	DESCRIPTION
	 800x420	SLIM-84-2	NERO BLACK
	 1800x900	SLIM-84-2-RAL	COLORI RAL RAL COLOURS
	 80x80	SLIM-84-2-EXT	FINITURA PER ESTERNO + PRIMER OUTDOOR FINISH + PRIMER
	 h730	SLIM-84-2-CR	TUBO CROMATO CHROMED PIPE
	 33 kg	SLIM-84-2-W10	BASE NERA E COLONNA LEGNO BLACK BASE AND WOODEN COLUMN
		SLIM-84-2-RAL-W10	BASE RAL E COLONNA LEGNO RAL BASE AND WOODEN COLUMN
		SLIM-84-2-X	INOX SATINATO SATIN STAINLESS STEEL
		SLIM-84-2-X-W10	INOX SATINATO E COLONNA LEGNO BRUSHED STAINLESS AND WOODEN COLUMN
		SLIM-84-2-X-W21	INOX SATINATO E COLONNA LEGNO BRUSHED STAINLESS AND WOODEN COLUMN
		SLIM-84-2-XL	INOX LUCIDO POLISHED STAINLESS STEEL
		SLIM-84-2-XL-W10	INOX LUCIDO E COLONNA LEGNO POLISHED STAINLESS AND WOODEN COLUMN
		SLIM-84-2-XL-W21	INOX LUCIDO E COLONNA LEGNO POLISHED STAINLESS AND WOODEN COLUMN
		SLIM-84-2-XL-CR	INOX LUCIDO E COLONNA CROMATA POLISHED STAINLESS AND CHROMED COLUMN
		SLIM-84-2-POL	FINITURE SPECIALI E 24K LUCIDO/SATINATO/OPACO SPECIAL AND 24K POLISHED/SATIN/MATTE FINISHES
		SLIM-84-2-ANT	FINITURE ANTICATE 24K ANTIQUÉ 24K FINISHES
	SLIM-84-2-GAL	FINITURA ORO GALVANICO LUCIDO/SATINATO/OPACO GALVANIC GOLD POLISHED/SATIN/MATTE FINISH	








DIMENSIONI SIZE	CODICE CODE	DESCRIZIONE DESCRIPTION
800x420	SLIM-84-2-FF	NERO BLACK
1200x700	SLIM-84-2-FF-RAL	COLORI RAL RAL COLOURS
80x80	SLIM-84-2-FF-EXT	FINITURA PER ESTERNO + PRIMER OUTDOOR FINISH + PRIMER
h900/1100	SLIM-84-2-FF-CR	TUBO CROMATO CHROMED PIPE
38 kg	SLIM-84-2-FF-W10	BASE NERA E COLONNA LEGNO BLACK BASE AND WOODEN COLUMN
	SLIM-84-2-FF-RAL-W10	BASE RAL E COLONNA LEGNO RAL BASE AND WOODEN COLUMN
	SLIM-84-2-FF-X	INOX SATINATO SATIN STAINLESS STEEL
	SLIM-84-2-FF-X-W10	INOX SATINATO E COLONNA LEGNO BRUSHED STAINLESS AND WOODEN COLUMN
	SLIM-84-2-FF-X-W21	INOX SATINATO E COLONNA LEGNO BRUSHED STAINLESS AND WOODEN COLUMN
	SLIM-84-2-FF-XL	INOX LUCIDO POLISHED STAINLESS STEEL
	SLIM-84-2-FF-XL-W10	INOX LUCIDO E COLONNA LEGNO POLISHED STAINLESS AND WOODEN COLUMN
	SLIM-84-2-FF-XL-W21	INOX LUCIDO E COLONNA LEGNO POLISHED STAINLESS AND WOODEN COLUMN
	SLIM-84-2-FF-XL-CR	INOX LUCIDO E COLONNA CROMATA POLISHED STAINLESS AND CHROMED COLUMN
	SLIM-84-2-FF-POL	FINITURE SPECIALI E 24K LUCIDO/SATINATO/OPACO SPECIAL AND 24K POLISHED/SATIN/MATTE FINISHES
	SLIM-84-2-FF-ANT	FINITURE ANTICATE 24K ANTIQUÉ 24K FINISHES
	SLIM-84-2-FF-GAL	FINITURA ORO GALVANICO LUCIDO/SATINATO/OPACO GALVANIC GOLD POLISHED/SATIN/MATTE FINISH


SLIM





TOP NON INCLUSO
TOP NOT INCLUDED


FORNITO CON PIEDINI REGOLABILI
SUPPLIED WITH ADJUSTABLE FEET








	DIMENSIONI SIZE	CODICE CODE	DESCRIZIONE DESCRIPTION
	950x950	SLIM-96	NERO BLACK
	Ø1800/1600x1600	SLIM-96-RAL	COLORI RAL RAL COLOURS
	Ø250	SLIM-96-EXT	FINITURA PER ESTERNO + PRIMER OUTDOOR FINISH + PRIMER
	h740	SLIM-96-X	INOX SATINATO SATIN STAINLESS STEEL
	44 kg	SLIM-96-POL	FINITURA ORO/BRONZO/RAME LUCIDO POLISHED FINISH GOLD / BRONZE / COPPER
		SLIM-96-ANT	FINITURA ORO/BRONZO/RAME ANTICATO ANTIQUE FINISH GOLD / BRONZE / COPPER



	DIMENSIONI SIZE	CODICE CODE	DESCRIZIONE DESCRIPTION
	950x950	SLIM-96-4	NERO BLACK
	Ø1800/1600x1600	SLIM-96-4-RAL	COLORI RAL RAL COLOURS
	80x80	SLIM-96-4-EXT	FINITURA PER ESTERNO + PRIMER OUTDOOR FINISH + PRIMER
	h740	SLIM-96-4-X	QUATTRO TUBI QUADRATI - INOX SATINATO FOUR SQUARE PIPES - SATIN STAINLESS STEEL
	48 kg	SLIM-96-4-POL	FINITURA ORO/BRONZO/RAME LUCIDO POLISHED FINISH GOLD / BRONZE / COPPER
		SLIM-96-4-ANT	FINITURA ORO/BRONZO/RAME ANTICATO ANTIQUE FINISH GOLD / BRONZE / COPPER













	DIMENSIONI SIZE	CODICE CODE	DESCRIZIONE DESCRIPTION
	950x950	SLIM-96-4-T	NERO BLACK
	Ø1800/1600x1600	SLIM-96-4-T-RAL	COLORI RAL RAL COLOURS
	Ø60/76	SLIM-96-4-T-EXT	FINITURA PER ESTERNO + PRIMER OUTDOOR FINISH + PRIMER
	h740	SLIM-96-4-T-X	QUATTRO TUBI INOX SATINATO FOUR PIPES - SATIN STAINLESS STEEL
	46 kg	SLIM-96-4-T-POL	FINITURA ORO/BRONZO/RAME LUCIDO POLISHED FINISH GOLD / BRONZE / COPPER
		SLIM-96-4-T-ANT	FINITURA ORO/BRONZO/RAME ANTICATO ANTIQUE FINISH GOLD / BRONZE / COPPER






SLIM






FORNITO CON PIEDINI REGOLABILI
SUPPLIED WITH ADJUSTABLE FEET



	DIMENSIONI	CODICE	DESCRIZIONE
	SIZE	CODE	DESCRIPTION
	1000x420	SLIM-104-2	NERO BLACK
	2200x900	SLIM-104-2-RAL	COLORI RAL RAL COLOURS
	80x80	SLIM-104-2-EXT	FINITURA PER ESTERNO + PRIMER OUTDOOR FINISH + PRIMER
	h730		
	45 kg		

	DIMENSIONI	CODICE	DESCRIZIONE
	SIZE	CODE	DESCRIPTION
	1000x420	SLIM-104-2-FF	NERO BLACK
	1800x900	SLIM-104-2-FF-RAL	COLORI RAL RAL COLOURS
	80x80	SLIM-104-2-FF-EXT	FINITURA PER ESTERNO + PRIMER OUTDOOR FINISH + PRIMER
	h900/1100		
	48 kg		

	DIMENSIONI	CODICE	DESCRIZIONE
	SIZE	CODE	DESCRIPTION
	1000x420	SLIM-104-2-T	NERO BLACK
	2200x900	SLIM-104-2-T-RAL	COLORI RAL RAL COLOURS
	Ø76	SLIM-104-2-T-EXT	FINITURA PER ESTERNO + PRIMER OUTDOOR FINISH + PRIMER
	h730		
	45 kg		

	DIMENSIONI	CODICE	DESCRIZIONE
	SIZE	CODE	DESCRIPTION
	1000x420	SLIM-104-2-T-FF	NERO BLACK
	1800x700	SLIM-104-2-T-FF-RAL	COLORI RAL RAL COLOURS
	Ø76	SLIM-104-2-T-FF-EXT	FINITURA PER ESTERNO + PRIMER OUTDOOR FINISH + PRIMER
	h900/1100		
	48 kg		

SLIM-BORG

FORNITO CON PIEDINI REGOLABILI
SUPPLIED WITH ADJUSTABLE FEET



	DIMENSIONI SIZE	CODICE CODE	DESCRIZIONE DESCRIPTION
	400x400	SLIM-BORG-44-FER	GREZZO CON TRASPARENTE RAW WITH TRANSPARENT FINISH
	Ø1000/900x900		
	80x80		
	h730		
kg 18			

	DIMENSIONI SIZE	CODICE CODE	DESCRIZIONE DESCRIPTION
	400x400	SLIM-BORG-44-FF-FER	GREZZO CON TRASPARENTE RAW WITH TRANSPARENT FINISH
	Ø800/700x700		
	80x80		
	h900/1100		
kg 21			


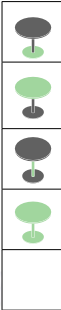
	DIMENSIONI SIZE	CODICE CODE	DESCRIZIONE DESCRIPTION
	450x450	SLIM-BORG-46-FER	GREZZO CON TRASPARENTE RAW WITH TRANSPARENT FINISH
	Ø1000/1000x1000		
	80x80		
	h730		
kg 20			


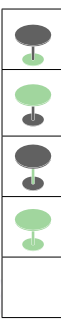
	DIMENSIONI SIZE	CODICE CODE	DESCRIZIONE DESCRIPTION
	450x450	SLIM-BORG-46-FF-FER	GREZZO CON TRASPARENTE RAW WITH TRANSPARENT FINISH
	Ø900/800x800		
	80x80		
	h900/1100		
kg 23			


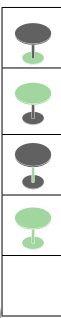
SLIM-BORG



FORNITO CON PIEDINI REGOLABILI
SUPPLIED WITH ADJUSTABLE FEET




























	DIMENSIONI	CODICE	DESCRIZIONE
	SIZE	CODE	DESCRIPTION
	600x420	SLIM-BORG-64-FER	GREZZO CON TRASPARENTE RAW WITH TRANSPARENT FINISH
	1200x900		
	80x80		
	h730		
	kg 24		

	DIMENSIONI	CODICE	DESCRIZIONE
	SIZE	CODE	DESCRIPTION
	600x420	SLIM-BORG-64-FF-FER	GREZZO CON TRASPARENTE RAW WITH TRANSPARENT FINISH
	1000x700		
	80x80		
	h900/1100		
	kg 27		













	DIMENSIONI	CODICE	DESCRIZIONE
	SIZE	CODE	DESCRIPTION
	800x420	SLIM-BORG-84-2-FER	GREZZO CON TRASPARENTE RAW WITH TRANSPARENT FINISH
	1800x900		
	80x80		
	h730		
	kg 33		

	DIMENSIONI	CODICE	DESCRIZIONE
	SIZE	CODE	DESCRIPTION
	800x420	SLIM-BORG-84-2-FF-FER	GREZZO CON TRASPARENTE RAW WITH TRANSPARENT FINISH
	1200x700		
	80x80		
	h900/1100		
	kg 38		

SLIM TROLLEY

 <p>PORTATA MASSIMA 30 KG PER RUOTA EACH WHEEL CAN HOLD MAXIMUM 30 KG</p>		DIMENSIONI SIZE	CODICE CODE	DESCRIZIONE DESCRIPTION
		400x400	SLIM-TROLLEY-44 SLIM-TROLLEY-44-T	NERO BLACK
		Ø900 800x800	SLIM-TROLLEY-44-RAL SLIM-TROLLEY-44-T-RAL	COLORI RAL RAL COLOURS
		80x80 / Ø76	SLIM-TROLLEY-44-EXT SLIM-TROLLEY-44-T-EXT	FINITURA PER ESTERNO + PRIMER OUTDOOR FINISH + PRIMER
		h730 20 kg		
 <p>PORTATA MASSIMA 30 KG PER RUOTA EACH WHEEL CAN HOLD MAXIMUM 30 KG</p>		DIMENSIONI SIZE	CODICE CODE	DESCRIZIONE DESCRIPTION
		450x450	SLIM-TROLLEY-46 SLIM-TROLLEY-46-T	NERO BLACK
		Ø1000 900x900	SLIM-TROLLEY-46-RAL SLIM-TROLLEY-46-T-RAL	COLORI RAL RAL COLOURS
		80x80 / Ø76	SLIM-TROLLEY-46-EXT SLIM-TROLLEY-46-T-EXT	FINITURA PER ESTERNO + PRIMER OUTDOOR FINISH + PRIMER
		h730 24 kg		
 <p>PORTATA MASSIMA 30 KG PER RUOTA EACH WHEEL CAN HOLD MAXIMUM 30 KG</p>		DIMENSIONI SIZE	CODICE CODE	DESCRIZIONE DESCRIPTION
		600x600	SLIM-TROLLEY-66 SLIM-TROLLEY-66-T	NERO BLACK
		Ø1500 1200x1200	SLIM-TROLLEY-66-RAL SLIM-TROLLEY-66-T-RAL	COLORI RAL RAL COLOURS
		80x80 / Ø76	SLIM-TROLLEY-66-EXT SLIM-TROLLEY-66-T-EXT	FINITURA PER ESTERNO + PRIMER OUTDOOR FINISH + PRIMER
		h730 28kg		
 <p>PORTATA MASSIMA 30 KG PER RUOTA EACH WHEEL CAN HOLD MAXIMUM 30 KG</p>		DIMENSIONI SIZE	CODICE CODE	DESCRIZIONE DESCRIPTION
		600x420	SLIM-TROLLEY-64 SLIM-TROLLEY-64-T	NERO BLACK
		1200x900	SLIM-TROLLEY-64-RAL SLIM-TROLLEY-64-T-RAL	COLORI RAL RAL COLOURS
		80x80 / Ø76	SLIM-TROLLEY-64-EXT SLIM-TROLLEY-64-T-EXT	FINITURA PER ESTERNO + PRIMER OUTDOOR FINISH + PRIMER
		h730 24 kg		
 <p>PORTATA MASSIMA 30 KG PER RUOTA EACH WHEEL CAN HOLD MAXIMUM 30 KG</p>		DIMENSIONI SIZE	CODICE CODE	DESCRIZIONE DESCRIPTION
		800x420	SLIM-TROLLEY-84-2 SLIM-TROLLEY-84-2-T	NERO BLACK
		1800x900	SLIM-TROLLEY-84-2-RAL SLIM-TROLLEY-84-2-T-RAL	COLORI RAL RAL COLOURS
		80x80 / Ø76	SLIM-TROLLEY-84-2-EXT SLIM-TROLLEY-84-2-T-EXT	FINITURA PER ESTERNO + PRIMER OUTDOOR FINISH + PRIMER
		h730 33 kg		

SLIM TROLLEY

		DIMENSIONI SIZE	CODICE CODE	DESCRIZIONE DESCRIPTION
 <p>PORTATA MASSIMA 30 KG PER RUOTA EACH WHEEL CAN HOLD MAXIMUM 30 KG</p>		400x400	SLIM-TROLLEY-44-FF SLIM-TROLLEY-44-T-FF	NERO BLACK
		Ø800 700x700		
		80x80 / Ø76	SLIM-TROLLEY-44-FF-RAL SLIM-TROLLEY-44-T-FF-RAL	COLORI RAL RAL COLOURS
		h900/1100	SLIM-TROLLEY-44-FF-EXT SLIM-TROLLEY-44-T-FF-EXT	FINITURA PER ESTERNO + PRIMER OUTDOOR FINISH + PRIMER
		22 kg		
 <p>PORTATA MASSIMA 30 KG PER RUOTA EACH WHEEL CAN HOLD MAXIMUM 30 KG</p>		450x450	SLIM-TROLLEY-46-FF SLIM-TROLLEY-46-T-FF	NERO BLACK
		Ø900 800x800		
		80x80 / Ø76	SLIM-TROLLEY-46-FF-RAL SLIM-TROLLEY-46-T-FF-RAL	COLORI RAL RAL COLOURS
		h900/1100	SLIM-TROLLEY-46-FF-EXT SLIM-TROLLEY-46-T-FF-EXT	FINITURA PER ESTERNO + PRIMER OUTDOOR FINISH + PRIMER
		26 kg		
 <p>PORTATA MASSIMA 30 KG PER RUOTA EACH WHEEL CAN HOLD MAXIMUM 30 KG</p>		600x600	SLIM-TROLLEY-66-FF SLIM-TROLLEY-66-T-FF	NERO BLACK
		Ø1200 1000x1000		
		80x80 / Ø76	SLIM-TROLLEY-66-FF-RAL SLIM-TROLLEY-66-T-FF-RAL	COLORI RAL RAL COLOURS
		h900/1100	SLIM-TROLLEY-66-FF-EXT SLIM-TROLLEY-66-T-FF-EXT	FINITURA PER ESTERNO + PRIMER OUTDOOR FINISH + PRIMER
		30 kg		
 <p>PORTATA MASSIMA 30 KG PER RUOTA EACH WHEEL CAN HOLD MAXIMUM 30 KG</p>		600x420	SLIM-TROLLEY-64-FF SLIM-TROLLEY-64-T-FF	NERO BLACK
		1000x800		
		80x80 / Ø76	SLIM-TROLLEY-64-FF-RAL SLIM-TROLLEY-64-T-FF-RAL	COLORI RAL RAL COLOURS
		h900/1100	SLIM-TROLLEY-64-FF-EXT SLIM-TROLLEY-64-T-FF-EXT	FINITURA PER ESTERNO + PRIMER OUTDOOR FINISH + PRIMER
		26 kg		
 <p>PORTATA MASSIMA 30 KG PER RUOTA EACH WHEEL CAN HOLD MAXIMUM 30 KG</p>		800x420	SLIM-TROLLEY-84-2-FF SLIM-TROLLEY-84-2-T-FF	NERO BLACK
		1200x700		
		80x80 / Ø76	SLIM-TROLLEY-84-2-FF-RAL SLIM-TROLLEY-84-2-T-FF-RAL	COLORI RAL RAL COLOURS
		h900/1100	SLIM-TROLLEY-84-2-FF-EXT SLIM-TROLLEY-84-2-T-FF-EXT	FINITURA PER ESTERNO + PRIMER OUTDOOR FINISH + PRIMER
		37 kg		

SLIM-LIB

FORNITO CON PIEDINI REGOLABILI
SUPPLIED WITH ADJUSTABLE FEET



	DIMENSIONI SIZE	CODICE CODE	DESCRIZIONE DESCRIPTION
	Ø400	SLIM-40-LIB-RAL	COLORI RAL RAL COLOURS
	Ø900/800x800	SLIM-40-LIB-XAL	INOX E ALLUMINIO LUCIDO POLISHED STAINLESS STEEL AND ALUMINIUM
	Ø90	SLIM-40-LIB-POL	FINITURE SPECIALI E 24K LUCIDO/SATINATO/OPACO SPECIAL AND 24K POLISHED/SATIN/MATTE FINISHES
	h730	SLIM-40-LIB-ANT	FINITURE ANTICATE 24K ANTIQUÉ 24K FINISHES
	20 kg	SLIM-40-LIB-GAL	FINITURA ORO GALVANICO LUCIDO/SATINATO/OPACO GALVANIC GOLD POLISHED/SATIN/MATTE FINISH



	DIMENSIONI SIZE	CODICE CODE	DESCRIZIONE DESCRIPTION
	Ø400	SLIM-40-LIB-FF-RAL	COLORI RAL RAL COLOURS
	Ø700/600x600	SLIM-40-LIB-FF-XAL	INOX E ALLUMINIO LUCIDO POLISHED STAINLESS STEEL AND ALUMINIUM
	Ø90	SLIM-40-LIB-FF-POL	FINITURE SPECIALI E 24K LUCIDO/SATINATO/OPACO SPECIAL AND 24K POLISHED/SATIN/MATTE FINISHES
	h1100	SLIM-40-LIB-FF-ANT	FINITURE ANTICATE 24K ANTIQUÉ 24K FINISHES
	22 kg	SLIM-40-LIB-FF-GAL	FINITURA ORO GALVANICO LUCIDO/SATINATO/OPACO GALVANIC GOLD POLISHED/SATIN/MATTE FINISH

SLIM-LIB

FORNITO CON PIEDINI REGOLABILI
SUPPLIED WITH ADJUSTABLE FEET



	DIMENSIONI SIZE	CODICE CODE	DESCRIZIONE DESCRIPTION
	400x400	SLIM-44-LIB-RAL	COLORI RAL RAL COLOURS
	Ø1000/900x900	SLIM-44-LIB-XAL	INOX E ALLUMINIO LUCIDO POLISHED STAINLESS STEEL AND ALUMINIUM
	Ø90	SLIM-44-LIB-POL	FINITURE SPECIALI E 24K LUCIDO/SATINATO/OPACO SPECIAL AND 24K POLISHED/SATIN/MATTE FINISHES
	h730	SLIM-44-LIB-ANT	FINITURE ANTICATE 24K ANTIQUÉ 24K FINISHES
	22 kg	SLIM-44-LIB-GAL	FINITURA ORO GALVANICO LUCIDO/SATINATO/OPACO GALVANIC GOLD POLISHED/SATIN/MATTE FINISH



	DIMENSIONI SIZE	CODICE CODE	DESCRIZIONE DESCRIPTION
	400x400	SLIM-44-LIB-FF-RAL	COLORI RAL RAL COLOURS
	Ø800/700x700	SLIM-44-LIB-FF-XAL	INOX E ALLUMINIO LUCIDO POLISHED STAINLESS STEEL AND ALUMINIUM
	Ø90	SLIM-44-LIB-FF-POL	FINITURE SPECIALI E 24K LUCIDO/SATINATO/OPACO SPECIAL AND 24K POLISHED/SATIN/MATTE FINISHES
	h1100	SLIM-44-LIB-FF-ANT	FINITURE ANTICATE 24K ANTIQUÉ 24K FINISHES
	24 kg	SLIM-44-LIB-FF-GAL	FINITURA ORO GALVANICO LUCIDO/SATINATO/OPACO GALVANIC GOLD POLISHED/SATIN/MATTE FINISH

SLIM-LIB

FORNITO CON PIEDINI REGOLABILI
SUPPLIED WITH ADJUSTABLE FEET



	DIMENSIONI SIZE	CODICE CODE	DESCRIZIONE DESCRIPTION
	Ø450	SLIM-45-LIB-RAL	COLORI RAL RAL COLOURS
	Ø1000/800x800	SLIM-45-LIB-XAL	INOX E ALLUMINIO LUCIDO POLISHED STAINLESS STEEL AND ALUMINIUM
	Ø90	SLIM-45-LIB-POL	FINITURE SPECIALI E 24K LUCIDO/SATINATO/OPACO SPECIAL AND 24K POLISHED/SATIN/MATTE FINISHES
	h730	SLIM-45-LIB-ANT	FINITURE ANTICATE 24K ANTIQUÉ 24K FINISHES
	22 kg	SLIM-45-LIB-GAL	FINITURA ORO GALVANICO LUCIDO/SATINATO/OPACO GALVANIC GOLD POLISHED/SATIN/MATTE FINISH















	DIMENSIONI SIZE	CODICE CODE	DESCRIZIONE DESCRIPTION
	Ø450	SLIM-45-LIB-FF-RAL	COLORI RAL RAL COLOURS
	Ø800/700x700	SLIM-45-LIB-FF-XAL	INOX E ALLUMINIO LUCIDO POLISHED STAINLESS STEEL AND ALUMINIUM
	Ø90	SLIM-45-LIB-FF-POL	FINITURE SPECIALI E 24K LUCIDO/SATINATO/OPACO SPECIAL AND 24K POLISHED/SATIN/MATTE FINISHES
	h1100	SLIM-45-LIB-FF-ANT	FINITURE ANTICATE 24K ANTIQUÉ 24K FINISHES
	26 kg	SLIM-45-LIB-FF-GAL	FINITURA ORO GALVANICO LUCIDO/SATINATO/OPACO GALVANIC GOLD POLISHED/SATIN/MATTE FINISH

SLIM-LIB

FORNITO CON PIEDINI REGOLABILI
SUPPLIED WITH ADJUSTABLE FEET



	DIMENSIONI	CODICE	DESCRIZIONE
	SIZE	CODE	DESCRIPTION
	450x450	SLIM-46-LIB-RAL	COLORI RAL RAL COLOURS
	Ø1000/1000x1000	SLIM-46-LIB-XAL	INOX E ALLUMINIO LUCIDO POLISHED STAINLESS STEEL AND ALUMINIUM
	Ø90	SLIM-46-LIB-POL	FINITURE SPECIALI E 24K LUCIDO/SATINATO/OPACO SPECIAL AND 24K POLISHED/SATIN/MATTE FINISHES
	h730	SLIM-46-LIB-ANT	FINITURE ANTICATE 24K ANTIQUÉ 24K FINISHES
	24 kg	SLIM-46-LIB-GAL	FINITURA ORO GALVANICO LUCIDO/SATINATO/OPACO GALVANIC GOLD POLISHED/SATIN/MATTE FINISH

	DIMENSIONI	CODICE	DESCRIZIONE
	SIZE	CODE	DESCRIPTION
	450x450	SLIM-46-LIB-FF-RAL	COLORI RAL RAL COLOURS
	Ø900/800x800	SLIM-46-LIB-FF-XAL	INOX E ALLUMINIO LUCIDO POLISHED STAINLESS STEEL AND ALUMINIUM
	Ø90	SLIM-46-LIB-FF-POL	FINITURE SPECIALI E 24K LUCIDO/SATINATO/OPACO SPECIAL AND 24K POLISHED/SATIN/MATTE FINISHES
	h1100	SLIM-46-LIB-FF-ANT	FINITURE ANTICATE 24K ANTIQUÉ 24K FINISHES
	26 kg	SLIM-46-LIB-FF-GAL	FINITURA ORO GALVANICO LUCIDO/SATINATO/OPACO GALVANIC GOLD POLISHED/SATIN/MATTE FINISH

SLIM-LIB

FORNITO CON PIEDINI REGOLABILI
SUPPLIED WITH ADJUSTABLE FEET



	DIMENSIONI SIZE	CODICE CODE	DESCRIZIONE DESCRIPTION
	Ø600	SLIM-60-LIB-RAL	COLORI RAL RAL COLOURS
	Ø1300/1000x1000	SLIM-60-LIB-XAL	INOX E ALLUMINIO LUCIDO POLISHED STAINLESS STEEL AND ALUMINIUM
	Ø90	SLIM-60-LIB-POL	FINITURA ORO/BRONZO/RAME LUCIDO POLISHED FINISH GOLD / BRONZE / COPPER
	h730	SLIM-60-LIB-ANT	FINITURA ORO/BRONZO/RAME ANTICATO ANTIQUÉ FINISH GOLD / BRONZE / COPPER
	25 kg	SLIM-60-LIB-GAL	FINITURA GALVANICA LUCIDA/OPACA POLISHED/MATTE GALVANIC FINISH







	DIMENSIONI SIZE	CODICE CODE	DESCRIZIONE DESCRIPTION
	Ø600	SLIM-60-LIB-FF-RAL	COLORI RAL RAL COLOURS
	Ø900/800x800	SLIM-60-LIB-FF-XAL	INOX E ALLUMINIO LUCIDO POLISHED STAINLESS STEEL AND ALUMINIUM
	Ø90	SLIM-60-LIB-FF-POL	FINITURE SPECIALI E 24K LUCIDO/SATINATO/OPACO SPECIAL AND 24K POLISHED/SATIN/MATTE FINISHES
	h1100	SLIM-60-LIB-FF-ANT	FINITURE ANTICATE 24K ANTIQUÉ 24K FINISHES
	28 kg	SLIM-60-LIB-FF-GAL	FINITURA ORO GALVANICO LUCIDO/SATINATO/OPACO GALVANIC GOLD POLISHED/SATIN/MATTE FINISH





SLIM-LIB

FORNITO CON PIEDINI REGOLABILI
SUPPLIED WITH ADJUSTABLE FEET



	DIMENSIONI SIZE	CODICE CODE	DESCRIZIONE DESCRIPTION
	600x600	SLIM-66-LIB-RAL	COLORI RAL RAL COLOURS
	Ø1500/1200x1200	SLIM-66-LIB-XAL	INOX E ALLUMINIO LUCIDO POLISHED STAINLESS STEEL AND ALUMINIUM
	Ø90	SLIM-66-LIB-POL	FINITURA ORO/BRONZO/RAME LUCIDO POLISHED FINISH GOLD / BRONZE / COPPER
	h730	SLIM-66-LIB-ANT	FINITURA ORO/BRONZO/RAME ANTICATO ANTIQUÉ FINISH GOLD / BRONZE / COPPER
	33 kg	SLIM-66-LIB-GAL	FINITURA GALVANICA LUCIDA/OPACA POLISHED/MATTE GALVANIC FINISH













	DIMENSIONI SIZE	CODICE CODE	DESCRIZIONE DESCRIPTION
	600x600	SLIM-66-LIB-FF-RAL	COLORI RAL RAL COLOURS
	Ø1000/900x900	SLIM-66-LIB-FF-XAL	INOX E ALLUMINIO LUCIDO POLISHED STAINLESS STEEL AND ALUMINIUM
	Ø90	SLIM-66-LIB-FF-POL	FINITURE SPECIALI E 24K LUCIDO/SATINATO/OPACO SPECIAL AND 24K POLISHED/SATIN/MATTE FINISHES
	h1100	SLIM-66-LIB-FF-ANT	FINITURE ANTICATE 24K ANTIQUÉ 24K FINISHES
	35 kg	SLIM-66-LIB-FF-GAL	FINITURA ORO GALVANICO LUCIDO/SATINATO/OPACO GALVANIC GOLD POLISHED/SATIN/MATTE FINISH

SLIM-LIB

FORNITO CON PIEDINI REGOLABILI
SUPPLIED WITH ADJUSTABLE FEET









	DIMENSIONI	CODICE	DESCRIZIONE
	SIZE	CODE	DESCRIPTION
	600x420	SLIM-64-LIB-RAL	COLORI RAL RAL COLOURS
	1200x900	SLIM-64-LIB-XAL	INOX E ALLUMINIO LUCIDO POLISHED STAINLESS STEEL AND ALUMINIUM
	Ø90	SLIM-64-LIB-POL	FINITURE SPECIALI E 24K LUCIDO/SATINATO/OPACO SPECIAL AND 24K POLISHED/SATIN/MATTE FINISHES
	h730	SLIM-64-LIB-ANT	FINITURE ANTICATE 24K ANTIQUÉ 24K FINISHES
	28 kg	SLIM-64-LIB-GAL	FINITURA ORO GALVANICO LUCIDO/SATINATO/OPACO GALVANIC GOLD POLISHED/SATIN/MATTE FINISH







	DIMENSIONI	CODICE	DESCRIZIONE
	SIZE	CODE	DESCRIPTION
	600x420	SLIM-64-LIB-FF-RAL	COLORI RAL RAL COLOURS
	1000x700	SLIM-64-LIB-FF-XAL	INOX E ALLUMINIO LUCIDO POLISHED STAINLESS STEEL AND ALUMINIUM
	Ø90	SLIM-64-LIB-FF-POL	FINITURE SPECIALI E 24K LUCIDO/SATINATO/OPACO SPECIAL AND 24K POLISHED/SATIN/MATTE FINISHES
	h1100	SLIM-64-LIB-FF-ANT	FINITURE ANTICATE 24K ANTIQUÉ 24K FINISHES
	30 kg	SLIM-64-LIB-FF-GAL	FINITURA ORO GALVANICO LUCIDO/SATINATO/OPACO GALVANIC GOLD POLISHED/SATIN/MATTE FINISH

SLIM-LIB

FORNITO CON PIEDINI REGOLABILI
SUPPLIED WITH ADJUSTABLE FEET



	DIMENSIONI	CODICE	DESCRIZIONE
	SIZE	CODE	DESCRIPTION
	800x420	SLIM-84-2-LIB-RAL	COLORI RAL RAL COLOURS
	1800x900	SLIM-84-2-LIB-XAL	INOX E ALLUMINIO LUCIDO POLISHED STAINLESS STEEL AND ALUMINIUM
	Ø90	SLIM-84-LIB-POL	FINITURE SPECIALI E 24K LUCIDO/SATINATO/OPACO SPECIAL AND 24K POLISHED/SATIN/MATTE FINISHES
	h730	SLIM-84-LIB-ANT	FINITURE ANTICATE 24K ANTIQUÉ 24K FINISHES
	40 kg	SLIM-84-LIB-GAL	FINITURA ORO GALVANICO LUCIDO/SATINATO/OPACO GALVANIC GOLD POLISHED/SATIN/MATTE FINISH

	DIMENSIONI	CODICE	DESCRIZIONE
	SIZE	CODE	DESCRIPTION
	800x420	SLIM-84-2-LIB-FF-RAL	COLORI RAL RAL COLOURS
	1200x700	SLIM-84-2-LIB-FF-XAL	INOX E ALLUMINIO LUCIDO POLISHED STAINLESS STEEL AND ALUMINIUM
	Ø90	SLIM-84-LIB-FF-POL	FINITURE SPECIALI E 24K LUCIDO/SATINATO/OPACO SPECIAL AND 24K POLISHED/SATIN/MATTE FINISHES
	h1100	SLIM-84-LIB-FF-ANT	FINITURE ANTICATE 24K ANTIQUÉ 24K FINISHES
	44 kg	SLIM-84-LIB-FF-GAL	FINITURA ORO GALVANICO LUCIDO/SATINATO/OPACO GALVANIC GOLD POLISHED/SATIN/MATTE FINISH

SLIM-WELD

FORNITO CON PIEDINI REGOLABILI
SUPPLIED WITH ADJUSTABLE FEET



	DIMENSIONI		CODICE		DESCRIZIONE	
	SIZE		CODE		DESCRIPTION	
		Ø400	SLIM-40-WELD	SLIM-40-WELD-FF	FERRO GREZZO SALDATO VERNICIATO TRASPARENTE WELDED RAW IRON TRANSPARENT PAINTING	
		Ø900/800x800 Ø700/600x600				
		Ø76				
		h735/1100				
		19 kg				

	DIMENSIONI		CODICE		DESCRIZIONE	
	SIZE		CODE		DESCRIPTION	
		Ø450	SLIM-45-WELD	SLIM-45-WELD-FF	FERRO GREZZO SALDATO VERNICIATO TRASPARENTE WELDED RAW IRON TRANSPARENT PAINTING	
		Ø1000/800x800 Ø800/700x700				
		Ø76				
		h735/1100				
		22 kg				

	DIMENSIONI		CODICE		DESCRIZIONE	
	SIZE		CODE		DESCRIPTION	
		Ø600	SLIM-60-WELD	SLIM-60-WELD-FF	FERRO GREZZO SALDATO VERNICIATO TRASPARENTE WELDED RAW IRON TRANSPARENT PAINTING	
		Ø1300/1000x1000 Ø900/800x800				
		Ø76				
		h735/1100				
		26 kg				

	DIMENSIONI		CODICE		DESCRIZIONE	
	SIZE		CODE		DESCRIPTION	
		400x400	SLIM-44-WELD	SLIM-44-T-WELD-FF	FERRO GREZZO SALDATO VERNICIATO TRASPARENTE WELDED RAW IRON TRANSPARENT PAINTING	
		Ø1000/900x900 Ø800/700x700	SLIM-44-WELD-FF			
		80x80 - Ø76	SLIM-44-T-WELD			
		h735/1100	SLIM-44-T-WELD-FF			
		20 kg				

SLIM-WELD

FORNITO CON PIEDINI REGOLABILI
SUPPLIED WITH ADJUSTABLE FEET



	DIMENSIONI SIZE	CODICE CODE	DESCRIZIONE DESCRIPTION
	450x450	SLIM-46-WELD	FERRO GREZZO SALDATO VERNICIATO TRASPARENTE WELDED RAW IRON TRANSPARENT PAINTING
	Ø1000/1000x1000 Ø900/800x800		
	80x80	SLIM-46-WELD-FF	
	h735/1100		
	24 kg		



	DIMENSIONI SIZE	CODICE CODE	DESCRIZIONE DESCRIPTION
	600x600	SLIM-66-WELD	FERRO GREZZO SALDATO VERNICIATO TRASPARENTE WELDED RAW IRON TRANSPARENT PAINTING
	Ø1500/1200x1200 Ø1000/900x900	SLIM-66-WELD-FF	
	80x80 - Ø76	SLIM-66-T-WELD	
	h735/1100		
	28 kg	SLIM-66-T-WELD-FF	













	DIMENSIONI SIZE	CODICE CODE	DESCRIZIONE DESCRIPTION
	600x420	SLIM-64-WELD	FERRO GREZZO SALDATO VERNICIATO TRASPARENTE WELDED RAW IRON TRANSPARENT PAINTING
	1200x900 1000x700	SLIM-64-WELD-FF	
	80x80 - Ø76	SLIM-64-T-WELD	
	h735/1100		
	26 kg	SLIM-64-T-WELD-FF	

SLIM-WELD

FORNITO CON PIEDINI REGOLABILI
SUPPLIED WITH ADJUSTABLE FEET



	DIMENSIONI	CODICE	DESCRIZIONE
	SIZE	CODE	DESCRIPTION
	800x420	SLIM-84-2-WELD	FERRO GREZZO SALDATO VERNICIATO TRASPARENTE <i>WELDED RAW IRON TRANSPARENT PAINTING</i>
	1200x700	SLIM-84-2-WELD-FF	
	80x80 - Ø76	SLIM-84-2-T-WELD	
	h735/1100	SLIM-84-2-T-WELD-FF	
	38 kg		

	DIMENSIONI	CODICE	DESCRIZIONE
	SIZE	CODE	DESCRIPTION
	1000x420	SLIM-104-2-WELD	FERRO GREZZO SALDATO VERNICIATO TRASPARENTE <i>WELDED RAW IRON TRANSPARENT PAINTING</i>
	1800x700	SLIM-104-2-WELD-FF	
	80x80		
	h735/1100		
	44 kg		

SLIM-TEL

FORNITO CON PIEDINI REGOLABILI
SUPPLIED WITH ADJUSTABLE FEET



	DIMENSIONI SIZE	CODICE CODE	DESCRIZIONE DESCRIPTION
	Ø400	SLIM-40-XL-CR-TEL	INOX LUCIDO E COLONNA CROMATA POLISHED STAINLESS AND CHROMED COLUMN
	Ø900/800x800		
	Ø60		
	h472-743		
	26 kg		



	DIMENSIONI SIZE	CODICE CODE	DESCRIZIONE DESCRIPTION
	400x400	SLIM-44-XL-CR-TEL	INOX LUCIDO E COLONNA CROMATA POLISHED STAINLESS AND CHROMED COLUMN
	Ø1000/900x900		
	50x50/60x60		
	h480-710		
	26 kg		



	DIMENSIONI SIZE	CODICE CODE	DESCRIZIONE DESCRIPTION
	400x400	SLIM-44-XL-CR-TEL-FF	INOX LUCIDO E COLONNA CROMATA POLISHED STAINLESS AND CHROMED COLUMN
	Ø800/700x700		
	50x50/60x60		
	h755-1020		
	26 kg		



	DIMENSIONI SIZE	CODICE CODE	DESCRIZIONE DESCRIPTION
	400x400	SLIM-44-T-XL-TEL	INOX LUCIDO E COLONNA CROMATA POLISHED STAINLESS AND CHROMED COLUMN
	Ø800/700x700		
	Ø50/60		
	h472-743		
	18 kg		

PETALI-3

FORNITO CON PIEDINI REGOLABILI
SUPPLIED WITH ADJUSTABLE FEET



	DIMENSIONI SIZE	CODICE CODE	DESCRIZIONE DESCRIPTION
	Ø640	PETALI-3	NERO BLACK
	Ø800	PETALI-3-RAL	COLORI RAL RAL COLOURS
	Ø76	PETALI-3-EXT	FINITURA PER ESTERNO + PRIMER OUTDOOR FINISH + PRIMER
	h730		
	19 kg		



	DIMENSIONI SIZE	CODICE CODE	DESCRIZIONE DESCRIPTION
	Ø640	PETALI-3-FF	NERO BLACK
	Ø700	PETALI-3-FF-RAL	COLORI RAL RAL COLOURS
	Ø76	PETALI-3-FF-EXT	FINITURA PER ESTERNO + PRIMER OUTDOOR FINISH + PRIMER
	h900/1100		
	21 kg		



	DIMENSIONI SIZE	CODICE CODE	DESCRIZIONE DESCRIPTION
	Ø640	PETALI-3-LIB	NERO BLACK
	Ø800	PETALI-3-LIB-RAL	COLORI RAL RAL COLOURS
	Ø90	PETALI-3-LIB-EXT	FINITURA PER ESTERNO + PRIMER OUTDOOR FINISH + PRIMER
	h730		
	19 kg		



	DIMENSIONI SIZE	CODICE CODE	DESCRIZIONE DESCRIPTION
	Ø640	PETALI-3-LIB-FF	NERO BLACK
	Ø700	PETALI-3-LIB-FF-RAL	COLORI RAL RAL COLOURS
	Ø90	PETALI-3-LIB-FF-EXT	FINITURA PER ESTERNO + PRIMER OUTDOOR FINISH + PRIMER
	h1100		
	21 kg		

PETALI-4

FORNITO CON PIEDINI REGOLABILI
SUPPLIED WITH ADJUSTABLE FEET



	DIMENSIONI SIZE	CODICE CODE	DESCRIZIONE DESCRIPTION
	Ø660	PETALI-4	NERO BLACK
	Ø1000 900x900	PETALI-4-RAL	COLORI RAL RAL COLOURS
	Ø76	PETALI-4-EXT	FINITURA PER ESTERNO + PRIMER OUTDOOR FINISH + PRIMER
	h730		
	22 kg		



	DIMENSIONI SIZE	CODICE CODE	DESCRIZIONE DESCRIPTION
	Ø660	PETALI-4-FF	NERO BLACK
	Ø900 800x800	PETALI-4-FF-RAL	COLORI RAL RAL COLOURS
	Ø76	PETALI-4-FF-EXT	FINITURA PER ESTERNO + PRIMER OUTDOOR FINISH + PRIMER
	h900/1100		
	24 kg		



	DIMENSIONI SIZE	CODICE CODE	DESCRIZIONE DESCRIPTION
	Ø660	PETALI-4-LIB	NERO BLACK
	Ø1000 900x900	PETALI-4-LIB-RAL	COLORI RAL RAL COLOURS
	Ø90	PETALI-4-LIB-EXT	FINITURA PER ESTERNO + PRIMER OUTDOOR FINISH + PRIMER
	h730		
	22 kg		















	DIMENSIONI SIZE	CODICE CODE	DESCRIZIONE DESCRIPTION
	Ø660	PETALI-4-LIB-FF	NERO BLACK
	Ø900 800x800	PETALI-4-LIB-FF-RAL	COLORI RAL RAL COLOURS
	Ø90	PETALI-4-LIB-FF-EXT	FINITURA PER ESTERNO + PRIMER OUTDOOR FINISH + PRIMER
	h1100		
	24 kg		







PETALI-2







FORNITO CON PIEDINI REGOLABILI
SUPPLIED WITH ADJUSTABLE FEET



	DIMENSIONI	CODICE	DESCRIZIONE
	SIZE	CODE	DESCRIPTION
	620x620	PETALI-2	NERO BLACK
	1200x900	PETALI-2-RAL	COLORI RAL RAL COLOURS
	Ø76	PETALI-2-EXT	FINITURA PER ESTERNO + PRIMER OUTDOOR FINISH + PRIMER
	h730		
	22 kg		

	DIMENSIONI	CODICE	DESCRIZIONE
	SIZE	CODE	DESCRIPTION
	620x620	PETALI-2-FF	NERO BLACK
	1000x700	PETALI-2-FF-RAL	COLORI RAL RAL COLOURS
	Ø76	PETALI-2-FF-EXT	FINITURA PER ESTERNO + PRIMER OUTDOOR FINISH + PRIMER
	h900/1100		
	24 kg		

	DIMENSIONI	CODICE	DESCRIZIONE
	SIZE	CODE	DESCRIPTION
	620x620	PETALI-2-LIB	NERO BLACK
	1200x900	PETALI-2-LIB-RAL	COLORI RAL RAL COLOURS
	Ø90	PETALI-2-LIB-EXT	FINITURA PER ESTERNO + PRIMER OUTDOOR FINISH + PRIMER
	h730		
	22 kg		

	DIMENSIONI	CODICE	DESCRIZIONE
	SIZE	CODE	DESCRIPTION
	620x620	PETALI-2-LIB-FF	NERO BLACK
	1000x700	PETALI-2-LIB-FF-RAL	COLORI RAL RAL COLOURS
	Ø90	PETALI-2-LIB-FF-EXT	FINITURA PER ESTERNO + PRIMER OUTDOOR FINISH + PRIMER
	h1100		
	24 kg		

PETALI-WELD

FORNITO CON PIEDINI REGOLABILI
SUPPLIED WITH ADJUSTABLE FEET



	DIMENSIONI SIZE	CODICE CODE	DESCRIZIONE DESCRIPTION
	Ø640	PETALI-3-WELD	FERRO GREZZO SALDATO VERNICIATO TRASPARENTE WELDED RAW IRON TRANSPARENT PAINTING
	Ø800		
	Ø76	PETALI-3-WELD-FF	
	h735/1100		
	19 kg		



	DIMENSIONI SIZE	CODICE CODE	DESCRIZIONE DESCRIPTION
	Ø660	PETALI-4-WELD	FERRO GREZZO SALDATO VERNICIATO TRASPARENTE WELDED RAW IRON TRANSPARENT PAINTING
	Ø1000 900x900		
	Ø76	PETALI-4-WELD-FF	
	h735/1100		
	22 kg		













	DIMENSIONI SIZE	CODICE CODE	DESCRIZIONE DESCRIPTION
	665x100	PETALI-2-WELD	FERRO GREZZO SALDATO VERNICIATO TRASPARENTE WELDED RAW IRON TRANSPARENT PAINTING
	1200x900 1000x700		
	Ø76	PETALI-2-WELD-FF	
	h735/1100		
	22 kg		

PRIME

FORNITO CON PIEDINI REGOLABILI
SUPPLIED WITH ADJUSTABLE FEET



	DIMENSIONI	CODICE	DESCRIZIONE
	SIZE	CODE	DESCRIPTION
	 400x400  Ø800 800x800  Ø50  h730	PRIME-44	NERO BLACK
		PRIME-44-RAL	COLORI RAL RAL COLOURS
	20 kg	PRIME-44-EXT	FINITURA PER ESTERNO + PRIMER OUTDOOR FINISH + PRIMER

	DIMENSIONI	CODICE	DESCRIZIONE
	SIZE	CODE	DESCRIPTION
	 400x400  Ø600 600x600  Ø50  h900/1100	PRIME-44-FF	NERO BLACK
		PRIME-44-FF-RAL	COLORI RAL RAL COLOURS
	22 kg	PRIME-44-FF-EXT	FINITURA PER ESTERNO + PRIMER OUTDOOR FINISH + PRIMER





	DIMENSIONI	CODICE	DESCRIZIONE
	SIZE	CODE	DESCRIPTION
	 600x420  1200x900  Ø50  h730	PRIME-64	NERO BLACK
		PRIME-64-RAL	COLORI RAL RAL COLOURS
	24 kg	PRIME-64-EXT	FINITURA PER ESTERNO + PRIMER OUTDOOR FINISH + PRIMER



	DIMENSIONI	CODICE	DESCRIZIONE
	SIZE	CODE	DESCRIPTION
	 600x420  1000x700  Ø50  h900/1100	PRIME-64-FF	NERO BLACK
		PRIME-64-FF-RAL	COLORI RAL RAL COLOURS
	26 kg	PRIME-64-FF-EXT	FINITURA PER ESTERNO + PRIMER OUTDOOR FINISH + PRIMER

PRIME

FORNITO CON PIEDINI REGOLABILI
SUPPLIED WITH ADJUSTABLE FEET



	DIMENSIONI	CODICE	DESCRIZIONE
	SIZE	CODE	DESCRIPTION
	 800x420	PRIME-84-2	NERO BLACK
	 1800x900	PRIME-84-2-RAL	COLORI RAL RAL COLOURS
	 Ø50	PRIME-84-2-EXT	FINITURA PER ESTERNO + PRIMER OUTDOOR FINISH + PRIMER
	 h730		
		32 kg	

	DIMENSIONI	CODICE	DESCRIZIONE
	SIZE	CODE	DESCRIPTION
	 800x420	PRIME-84-2-FF	NERO BLACK
	 1100x700	PRIME-84-2-FF-RAL	COLORI RAL RAL COLOURS
	 Ø50	PRIME-84-2-FF-EXT	FINITURA PER ESTERNO + PRIMER OUTDOOR FINISH + PRIMER
	 h900/1100		
		34 kg	

PRIME-CHIC



	DIMENSIONI SIZE	CODICE CODE	DESCRIZIONE DESCRIPTION
	430 x 430	PRIME-44-CHIC	NERO CON BICCHIERINO IN ACCIAIO INOX GALVANICO ORO - BLACK WITH GOLD GALVANIZED STAINLESS STEEL CUP
	Ø800 800x800		
	Ø50	PRIME-44-CHIC-RAL	COLORI RAL CON BICCHIERINO IN ACCIAIO INOX GALVANICO ORO - RAL COLOURS WITH GOLD GALVANIZED STAINLESS STEEL CUP
	h730	PRIME-44-CHIC-EXT	FINITURA PER ESTERNO + PRIMER CON BICCHIERINO IN ACCIAIO INOX GALVANICO ORO - OUTDOOR FINISH + PRIMER WITH GOLD GALVANIZED STAINLESS STEEL CUP
	20 kg		



	DIMENSIONI SIZE	CODICE CODE	DESCRIZIONE DESCRIPTION
	430 x 430	PRIME-44-CHIC-FF	NERO CON BICCHIERINO IN ACCIAIO INOX GALVANICO ORO - BLACK WITH GOLD GALVANIZED STAINLESS STEEL CUP
	Ø600 600x600		
	Ø50	PRIME-44-CHIC-FF-RAL	COLORI RAL CON BICCHIERINO IN ACCIAIO INOX GALVANICO ORO - RAL COLOURS WITH GOLD GALVANIZED STAINLESS STEEL CUP
	h900/1100	PRIME-44-CHIC-FF-EXT	FINITURA PER ESTERNO + PRIMER CON BICCHIERINO IN ACCIAIO INOX GALVANICO ORO - OUTDOOR FINISH + PRIMER WITH GOLD GALVANIZED STAINLESS STEEL CUP
	22 kg		

BUBBLE

FORNITO CON PIEDINI REGOLABILI
SUPPLIED WITH ADJUSTABLE FEET



	DIMENSIONI SIZE	CODICE CODE	DESCRIZIONE DESCRIPTION
	400x400	BUBBLE-44	NERO BLACK
	Ø1000/900x900	BUBBLE-44-RAL	COLORI RAL RAL COLOURS
	Ø50	BUBBLE-44-EXT	FINITURA PER ESTERNO + PRIMER OUTDOOR FINISH + PRIMER
	h730		
	18 kg		



	DIMENSIONI SIZE	CODICE CODE	DESCRIZIONE DESCRIPTION
	400x400	BUBBLE-44-FF	NERO BLACK
	Ø800/700x700	BUBBLE-44-FF-RAL	COLORI RAL RAL COLOURS
	Ø50	BUBBLE-44-FF-EXT	FINITURA PER ESTERNO + PRIMER OUTDOOR FINISH + PRIMER
	h900/1100		
	20 kg		

TYPHA

FORNITO CON PIEDINI REGOLABILI
SUPPLIED WITH ADJUSTABLE FEET



	DIMENSIONI SIZE	CODICE CODE	DESCRIZIONE DESCRIPTION
	Ø450	TYPHA-45	NERO BLACK
	Ø1000/800x800	TYPHA-45-RAL	COLORI RAL RAL COLOURS
	Ø60	TYPHA-45-EXT	FINITURA PER ESTERNO + PRIMER OUTDOOR FINISH + PRIMER
	h730	TYPHA-45-FER	GREZZO CON TRASPARENTE RAW WITH TRANSPARENT FINISH
	25 kg	TYPHA-45-WELD	FERRO GREZZO SALDATO VERNICIATO TRASPARENTE WELDED RAW IRON TRANSPARENT PAINTING
		TYPHA-45-W-W	BASE NERA E COLONNA LEGNO BLACK BASE AND WOODEN COLUMN
		TYPHA-45-POL	FINITURE SPECIALI E 24K LUCIDO/SATINATO/OPACO SPECIAL AND 24K POLISHED/SATIN/MATTE FINISHES
		TYPHA-45-ANT	FINITURE ANTICATE 24K ANTIQUÉ 24K FINISHES
		TYPHA-45-GAL	FINITURA ORO GALVANICO LUCIDO/SATINATO/OPACO GALVANIC GOLD POLISHED/SATIN/MATTE FINISH



	DIMENSIONI SIZE	CODICE CODE	DESCRIZIONE DESCRIPTION
	Ø450	TYPHA-45-FF	NERO BLACK
	Ø800/700x700	TYPHA-45-FF-RAL	COLORI RAL RAL COLOURS
	Ø60	TYPHA-45-FF-EXT	FINITURA PER ESTERNO + PRIMER OUTDOOR FINISH + PRIMER
	h900/1100	TYPHA-45-FF-FER	GREZZO CON TRASPARENTE RAW WITH TRANSPARENT FINISH
	27 kg	TYPHA-45-FF-WELD	FERRO GREZZO SALDATO VERNICIATO TRASPARENTE WELDED RAW IRON TRANSPARENT PAINTING
		TYPHA-45-FF-W-W	BASE NERA E COLONNA LEGNO BLACK BASE AND WOODEN COLUMN
		TYPHA-45-FF-POL	FINITURE SPECIALI E 24K LUCIDO/SATINATO/OPACO SPECIAL AND 24K POLISHED/SATIN/MATTE FINISHES
		TYPHA-45-FF-ANT	FINITURE ANTICATE 24K ANTIQUÉ 24K FINISHES
		TYPHA-45-FF-GAL	FINITURA ORO GALVANICO LUCIDO/SATINATO/OPACO GALVANIC GOLD POLISHED/SATIN/MATTE FINISH

TYPHA

FORNITO CON PIEDINI REGOLABILI
SUPPLIED WITH ADJUSTABLE FEET













	DIMENSIONI SIZE	CODICE CODE	DESCRIZIONE DESCRIPTION
	Ø600	TYPHA-60	NERO BLACK
	Ø1300/1000x1000	TYPHA-60-RAL	COLORI RAL RAL COLOURS
	Ø60	TYPHA-60-FER	FINITURA PER ESTERNO + PRIMER OUTDOOR FINISH + PRIMER
	h730	TYPHA-60-WELD	GREZZO CON TRASPARENTE RAW WITH TRANSPARENT FINISH
	34 kg	TYPHA-60-EXT	FERRO GREZZO SALDATO VERNICIATO TRASPARENTE WELDED RAW IRON TRANSPARENT PAINTING
		TYPHA-60-W-W	BASE NERA E COLONNA LEGNO BLACK BASE AND WOODEN COLUMN
		TYPHA-60-POL	FINITURE SPECIALI E 24K LUCIDO/SATINATO/OPACO SPECIAL AND 24K POLISHED/SATIN/MATTE FINISHES
		TYPHA-60-ANT	FINITURE ANTICATE 24K ANTIQUÉ 24K FINISHES
		TYPHA-60-GAL	FINITURA ORO GALVANICO LUCIDO/SATINATO/OPACO GALVANIC GOLD POLISHED/SATIN/MATTE FINISH



	DIMENSIONI SIZE	CODICE CODE	DESCRIZIONE DESCRIPTION
	Ø600	TYPHA-60-FF	NERO BLACK
	Ø900/800x800	TYPHA-60-FF-RAL	COLORI RAL RAL COLOURS
	Ø60	TYPHA-60-FF-FER	FINITURA PER ESTERNO + PRIMER OUTDOOR FINISH + PRIMER
	h900/1100	TYPHA-60-FF-WELD	GREZZO CON TRASPARENTE RAW WITH TRANSPARENT FINISH
	36 kg	TYPHA-60-FF-EXT	FERRO GREZZO SALDATO VERNICIATO TRASPARENTE WELDED RAW IRON TRANSPARENT PAINTING
		TYPHA-60-FF-W-W	BASE NERA E COLONNA LEGNO BLACK BASE AND WOODEN COLUMN
		TYPHA-60-FF-POL	FINITURE SPECIALI E 24K LUCIDO/SATINATO/OPACO SPECIAL AND 24K POLISHED/SATIN/MATTE FINISHES
		TYPHA-60-FF-ANT	FINITURE ANTICATE 24K ANTIQUÉ 24K FINISHES
		TYPHA-60-FF-GAL	FINITURA ORO GALVANICO LUCIDO/SATINATO/OPACO GALVANIC GOLD POLISHED/SATIN/MATTE FINISH



	DIMENSIONI		CODICE		DESCRIZIONE	
	SIZE		CODE		DESCRIPTION	
		800x420	TYPHA-84-2		NERO BLACK	
		1800x900	TYPHA-84-2-RAL		COLORI RAL RAL COLOURS	
		Ø60	TYPHA-84-2-FER		FINITURA PER ESTERNO + PRIMER OUTDOOR FINISH + PRIMER	
		h730	TYPHA-84-2-WELD		GREZZO CON TRASPARENTE RAW WITH TRANSPARENT FINISH	
		36 kg	TYPHA-84-2-EXT		FERRO GREZZO SALDATO VERNICIATO TRASPARENTE WELDED RAW IRON TRANSPARENT PAINTING	
			TYPHA-84-2-W-W		BASE NERA E COLONNA LEGNO BLACK BASE AND WOODEN COLUMN	
			TYPHA-84-2-POL		FINITURE SPECIALI E 24K LUCIDO/SATINATO/OPACO SPECIAL AND 24K POLISHED/SATIN/MATTE FINISHES	
			TYPHA-84-2-ANT		FINITURE ANTICATE 24K ANTIQUÉ 24K FINISHES	
		TYPHA-84-2-GAL		FINITURA ORO GALVANICO LUCIDO/SATINATO/OPACO GALVANIC GOLD POLISHED/SATIN/MATTE FINISH		

	DIMENSIONI		CODICE		DESCRIZIONE	
	SIZE		CODE		DESCRIPTION	
		800x420	TYPHA-84-2-FF		NERO BLACK	
		1200x700	TYPHA-84-2-FF-RAL		COLORI RAL RAL COLOURS	
		Ø60	TYPHA-84-2-FF-FER		FINITURA PER ESTERNO + PRIMER OUTDOOR FINISH + PRIMER	
		h900/1100	TYPHA-84-2-FF-WELD		GREZZO CON TRASPARENTE RAW WITH TRANSPARENT FINISH	
		40 kg	TYPHA-84-2-FF-EXT		FERRO GREZZO SALDATO VERNICIATO TRASPARENTE WELDED RAW IRON TRANSPARENT PAINTING	
			TYPHA-84-2-FF-W-W		BASE NERA E COLONNA LEGNO BLACK BASE AND WOODEN COLUMN	
			TYPHA-84-2-FF-POL		FINITURE SPECIALI E 24K LUCIDO/SATINATO/OPACO SPECIAL AND 24K POLISHED/SATIN/MATTE FINISHES	
			TYPHA-84-2-FF-ANT		FINITURE ANTICATE 24K ANTIQUÉ 24K FINISHES	
		TYPHA-84-2-FF-GAL		FINITURA ORO GALVANICO LUCIDO/SATINATO/OPACO GALVANIC GOLD POLISHED/SATIN/MATTE FINISH		

TYPHA-3

FORNITO CON PIEDINI REGOLABILI
SUPPLIED WITH ADJUSTABLE FEET



	DIMENSIONI	CODICE	DESCRIZIONE
	SIZE	CODE	DESCRIPTION
	 Ø800	TYPHA-80-3	BASE IN FERRO VERNICIATO NERO BLACK PAINTED IRON BASE
	 Ø2000	TYPHA-80-3-RAL	COLORI RAL RAL COLOURS
	 Ø60	TYPHA-80-3-FER	GREZZO CON TRASPARENTE RAW WITH TRANSPARENT FINISH
	 h750	TYPHA-80-3-EXT	FINITURA PER ESTERNO + PRIMER OUTDOOR FINISH + PRIMER
	50 kg		

	DIMENSIONI	CODICE	DESCRIZIONE
	SIZE	CODE	DESCRIPTION
	 Ø800	TYPHA-80-3-FF	BASE IN FERRO VERNICIATO NERO BLACK PAINTED IRON BASE
	 Ø2000	TYPHA-80-3-FF-RAL	COLORI RAL RAL COLOURS
	 Ø60	TYPHA-80-3-FF-FER	GREZZO CON TRASPARENTE RAW WITH TRANSPARENT FINISH
	 h900/1100	TYPHA-80-3-FF-EXT	FINITURA PER ESTERNO + PRIMER OUTDOOR FINISH + PRIMER
	55 kg		

	DIMENSIONI	CODICE	DESCRIZIONE
	SIZE	CODE	DESCRIPTION
	 Ø1000	TYPHA-100-3	BASE IN FERRO VERNICIATO NERO BLACK PAINTED IRON BASE
	 Ø2000	TYPHA-100-3-RAL	COLORI RAL RAL COLOURS
	 Ø60	TYPHA-100-3-FER	GREZZO CON TRASPARENTE RAW WITH TRANSPARENT FINISH
	 h750	TYPHA-100-3-EXT	FINITURA PER ESTERNO + PRIMER OUTDOOR FINISH + PRIMER
	70 kg		

	DIMENSIONI	CODICE	DESCRIZIONE
	SIZE	CODE	DESCRIPTION
	 Ø1000	TYPHA-100-3-FF	BASE IN FERRO VERNICIATO NERO BLACK PAINTED IRON BASE
	 Ø2000	TYPHA-100-3-FF-RAL	COLORI RAL RAL COLOURS
	 Ø60	TYPHA-100-3-FF-FER	GREZZO CON TRASPARENTE RAW WITH TRANSPARENT FINISH
	 h900/1100	TYPHA-100-3-FF-EXT	FINITURA PER ESTERNO + PRIMER OUTDOOR FINISH + PRIMER
	75 kg		

BALOK



	DIMENSIONI SIZE	CODICE CODE	DESCRIZIONE DESCRIPTION
	Ø180x230		BASE IN FERRO IRON BASE
	Ø400 420x420	BALOK-H45	NERO BLACK
	Ø45	BALOK-H45-RAL	COLORI RAL RAL COLOURS
	h450	BALOK-H45-EXT	FINITURA PER ESTERNO + PRIMER OUTDOOR FINISH + PRIMER
	7 kg	BALOK-H45-GAL	FINITURA ORO GALVANICO LUCIDO/SATINATO/OPACO GALVANIC GOLD POLISHED/SATIN/MATTE FINISH



	DIMENSIONI SIZE	CODICE CODE	DESCRIZIONE DESCRIPTION
	Ø180x230		BASE IN FERRO CON PIASTRA IN FERRO PER FISSAGGIO A PAVIMENTO IRON BASE WITH IRON PLATE FOR FLOOR FIXING
	Ø800 800x800	BALOK-FAT	NERO BLACK
	Ø50	BALOK-FAT-RAL	COLORI RAL RAL COLOURS
	h730	BALOK-FAT-EXT	FINITURA PER ESTERNO + PRIMER OUTDOOR FINISH + PRIMER
	11 kg	BALOK-FAT-GAL	FINITURA ORO GALVANICO LUCIDO/SATINATO/OPACO GALVANIC GOLD POLISHED/SATIN/MATTE FINISH



	DIMENSIONI SIZE	CODICE CODE	DESCRIZIONE DESCRIPTION
	Ø180x230		BASE IN FERRO CON PIASTRA IN FERRO PER FISSAGGIO A PAVIMENTO IRON BASE WITH IRON PLATE FOR FLOOR FIXING
	Ø600 600x600	BALOK-FAT-FF	NERO BLACK
	Ø50	BALOK-FAT-FF-RAL	COLORI RAL RAL COLOURS
	h900/1100	BALOK-FAT-FF-EXT	FINITURA PER ESTERNO + PRIMER OUTDOOR FINISH + PRIMER
	13 kg	BALOK-FAT-FF-GAL	FINITURA ORO GALVANICO LUCIDO/SATINATO/OPACO GALVANIC GOLD POLISHED/SATIN/MATTE FINISH

BALOK



TOP IN FOTO Ø400

	DIMENSIONI SIZE	CODICE CODE	DESCRIZIONE DESCRIPTION
	Ø180x230		BASE IN FERRO CON COPERCHIO <i>IRON BASE WITH COVER</i>
	Ø400 420x420	BALOK-C-H45	NERO <i>BLACK</i>
	Ø45	BALOK-C-H45-RAL	COLORI RAL <i>RAL COLOURS</i>
	h450	BALOK-C-H45-EXT	FINITURA PER ESTERNO + PRIMER <i>OUTDOOR FINISH + PRIMER</i>
	9 kg	BALOK-C-H45-ORO	FINITURA ORO GALVANICO LUCIDO/SATINATO/OPACO <i>GALVANIC GOLD POLISHED/SATIN/MATTE FINISH</i>



TOP IN FOTO Ø400

	DIMENSIONI SIZE	CODICE CODE	DESCRIZIONE DESCRIPTION
	Ø180x230		BASE IN FERRO CON COPERCHIO E PIASTRA IN FERRO <i>PER FISSAGGIO A PAVIMENTO</i> <i>IRON BASE WITH COVER AND IRON PLATE FOR FLOOR</i> <i>FIXING</i>
	Ø600 600x600	BALOK-FAT-C	NERO <i>BLACK</i>
	Ø50	BALOK-FAT-C-RAL	COLORI RAL <i>RAL COLOURS</i>
	h730	BALOK-FAT-C-EXT	FINITURA PER ESTERNO + PRIMER <i>OUTDOOR FINISH + PRIMER</i>
	13 kg	BALOK-FAT-C-ORO	FINITURA ORO GALVANICO LUCIDO/SATINATO/OPACO <i>GALVANIC GOLD POLISHED/SATIN/MATTE FINISH</i>



TOP IN FOTO Ø400

	DIMENSIONI SIZE	CODICE CODE	DESCRIZIONE DESCRIPTION
	Ø180x230		BASE IN FERRO CON COPERCHIO E PIASTRA IN FERRO <i>PER FISSAGGIO A PAVIMENTO</i> <i>IRON BASE WITH COVER AND IRON PLATE FOR FLOOR</i> <i>FIXING</i>
	Ø600 600x600	BALOK-FAT-C-FF	NERO <i>BLACK</i>
	Ø50	BALOK-FAT-C-FF-RAL	COLORI RAL <i>RAL COLOURS</i>
	h900/1100	BALOK-FAT-C-FF-EXT	FINITURA PER ESTERNO + PRIMER <i>OUTDOOR FINISH + PRIMER</i>
	15 kg	BALOK-FAT-C-FF-ORO	FINITURA ORO GALVANICO LUCIDO/SATINATO/OPACO <i>GALVANIC GOLD POLISHED/SATIN/MATTE FINISH</i>

BALOK



	DIMENSIONI SIZE	CODICE CODE	DESCRIZIONE DESCRIPTION
	Ø180x230		TAVOLO IN FERRO CON COPERCHIO E TOP IN MARMO IRON TABLE WITH COVER AND MARBLE TABLE TOP
	Ø600 600x600	BALOK-C-H45-MT	NERO BLACK
	Ø45	BALOK-C-H45-RAL-MT	COLORI RAL RAL COLOURS
	h 450	BALOK-C-H45-EXT-MT	FINITURA PER ESTERNO + PRIMER OUTDOOR FINISH + PRIMER
	15 kg	BALOK-C-H45-ORO-MT	FINITURA ORO GALVANICO LUCIDO/SATINATO/OPACO GALVANIC GOLD POLISHED/SATIN/MATTE FINISH



	DIMENSIONI SIZE	CODICE CODE	DESCRIZIONE DESCRIPTION
	Ø180x230		BASE IN FERRO CON COPERCHIO E PIASTRA IN FERRO PER FISSAGGIO A PAVIMENTO E TOP IN MARMO IRON BASE WITH COVER AND IRON PLATE FOR FLOOR FIXING AND MARBLE TABLE TOP
	Ø600 600x600	BALOK-FAT-C-MT	NERO BLACK
	Ø50	BALOK-FAT-C-RAL-MT	COLORI RAL RAL COLOURS
	h 730	BALOK-FAT-C-EXT-MT	FINITURA PER ESTERNO + PRIMER OUTDOOR FINISH + PRIMER
	18 kg	BALOK-FAT-C-ORO-MT	FINITURA ORO GALVANICO LUCIDO/SATINATO/OPACO GALVANIC GOLD POLISHED/SATIN/MATTE FINISH















	DIMENSIONI SIZE	CODICE CODE	DESCRIZIONE DESCRIPTION
	Ø180x230		BASE IN FERRO CON COPERCHIO E PIASTRA IN FERRO PER FISSAGGIO A PAVIMENTO E TOP IN MARMO IRON BASE WITH COVER AND IRON PLATE FOR FLOOR FIXING AND MARBLE TABLE TOP
	Ø600 600x600	BALOK-FAT-C-FF-MT	NERO BLACK
	Ø50	BALOK-FAT-C-FF-RAL-MT	COLORI RAL RAL COLOURS
	h900/1100	BALOK-FAT-C-FF-EXT-MT	FINITURA PER ESTERNO + PRIMER OUTDOOR FINISH + PRIMER
	20 kg	BALOK-FAT-C-FF-ORO-MT	FINITURA ORO GALVANICO LUCIDO/SATINATO/OPACO GALVANIC GOLD POLISHED/SATIN/MATTE FINISH






BAZZE

FORNITO CON PIEDINI REGOLABILI
SUPPLIED WITH ADJUSTABLE FEET



	DIMENSIONI	CODICE	DESCRIZIONE
	SIZE	CODE	DESCRIPTION
	Ø560	BAZZE-3	NERO BLACK
	Ø800/800X800	BAZZE-3-RAL	COLORI RAL RAL COLOURS
	Ø76	BAZZE-3-EXT	FINITURA PER ESTERNO + PRIMER OUTDOOR FINISH + PRIMER
	h710	BAZZE-3-CR	CROMATO CHROMED
	14 kg	BAZZE-3-W6	NERO BLACK
		BAZZE-3-RAL-W6	BASE RAL E COLONNA LEGNO RAL BASE AND WOODEN COLUMN












	DIMENSIONI	CODICE	DESCRIZIONE
	SIZE	CODE	DESCRIPTION
	Ø560	BAZZE-3-FF	NERO BLACK
	Ø700	BAZZE-3-FF-RAL	COLORI RAL RAL COLOURS
	Ø76	BAZZE-3-FF-EXT	FINITURA PER ESTERNO + PRIMER OUTDOOR FINISH + PRIMER
	h900/1100	BAZZE-3-FF-CR	CROMATO CHROMED
	16 kg	BAZZE-3-FF-W6	NERO BLACK
		BAZZE-3-FF-RAL-W6	BASE RAL E COLONNA LEGNO RAL BASE AND WOODEN COLUMN












	DIMENSIONI	CODICE	DESCRIZIONE
	SIZE	CODE	DESCRIPTION
	Ø560	BAZZE-3-G4	NERO BLACK
	Ø800	BAZZE-3-G4-RAL	COLORI RAL RAL COLOURS
	Ø90	BAZZE-3-G4-EXT	FINITURA PER ESTERNO + PRIMER OUTDOOR FINISH + PRIMER
	h710		
	14 kg		












BAZZE

FORNITO CON PIEDINI REGOLABILI
SUPPLIED WITH ADJUSTABLE FEET



	DIMENSIONI	CODICE	DESCRIZIONE
	SIZE	CODE	DESCRIPTION
 	Ø560	BAZZE-4-56	NERO BLACK
 	Ø1100/900X900	BAZZE-4-56-RAL	COLORI RAL RAL COLOURS
 	Ø76	BAZZE-4-56-EXT	FINITURA PER ESTERNO + PRIMER OUTDOOR FINISH + PRIMER
 	h710	BAZZE-4-56-CR	CROMATO CHROMED
 	15 kg	BAZZE-4-56-W6	NERO BLACK
		BAZZE-4-56-RAL-W6	BASE RAL E COLONNA LEGNO RAL BASE AND WOODEN COLUMN


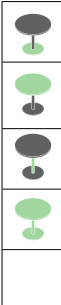
	DIMENSIONI	CODICE	DESCRIZIONE
	SIZE	CODE	DESCRIPTION
 	Ø560	BAZZE-4-56-FF	NERO BLACK
 	Ø700	BAZZE-4-56-FF-RAL	COLORI RAL RAL COLOURS
 	Ø76	BAZZE-4-56-FF-EXT	FINITURA PER ESTERNO + PRIMER OUTDOOR FINISH + PRIMER
 	h900/1100	BAZZE-4-56-FF-CR	CROMATO CHROMED
 	17 kg	BAZZE-4-56-FF-W6	NERO BLACK
		BAZZE-4-56-FF-RAL-W6	BASE RAL E COLONNA LEGNO RAL BASE AND WOODEN COLUMN


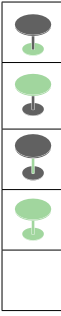
	DIMENSIONI	CODICE	DESCRIZIONE
	SIZE	CODE	DESCRIPTION
 	Ø560	BAZZE-4-56-G4	NERO BLACK
 	Ø800	BAZZE-4-56-G4-RAL	COLORI RAL RAL COLOURS
 	Ø90	BAZZE-4-56-G4-EXT	FINITURA PER ESTERNO + PRIMER OUTDOOR FINISH + PRIMER
 	h710		
 	15 kg		

BAZZE

FORNITO CON PIEDINI REGOLABILI
SUPPLIED WITH ADJUSTABLE FEET




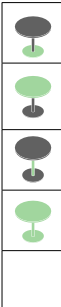
	DIMENSIONI		CODICE	DESCRIZIONE
	SIZE		CODE	DESCRIPTION
	630mm		BAZZE-2	NERO BLACK
	1600X1000		BAZZE-2-RAL	COLORI RAL RAL COLOURS
	Ø76		BAZZE-2-EXT	FINITURA PER ESTERNO + PRIMER OUTDOOR FINISH + PRIMER
	h710		BAZZE-2-CR	CROMATO CHROMED
	22 kg		BAZZE-2-W6	NERO BLACK
			BAZZE-2-RAL-W6	BASE RAL E COLONNA LEGNO RAL BASE AND WOODEN COLUMN


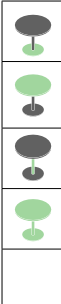
	DIMENSIONI		CODICE	DESCRIZIONE
	SIZE		CODE	DESCRIPTION
	630mm		BAZZE-2-FF	NERO BLACK
	1200X800		BAZZE-2-FF-RAL	COLORI RAL RAL COLOURS
	Ø76		BAZZE-2-FF-EXT	FINITURA PER ESTERNO + PRIMER OUTDOOR FINISH + PRIMER
	h900/1100		BAZZE-2-FF-CR	CROMATO CHROMED
	26 kg		BAZZE-2-FF-W6	NERO BLACK
			BAZZE-2-FF-RAL-W6	BASE RAL E COLONNA LEGNO RAL BASE AND WOODEN COLUMN


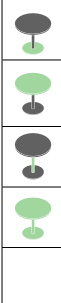
BAZZE-LIB


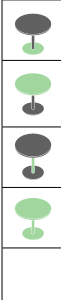
FORNITO CON PIEDINI REGOLABILI
SUPPLIED WITH ADJUSTABLE FEET



 	DIMENSIONI	CODICE	DESCRIZIONE
	SIZE	CODE	DESCRIPTION
	Ø560	BAZZE-3-LIB	NERO BLACK
	Ø800	BAZZE-3-LIB-RAL	COLORI RAL RAL COLOURS
	Ø90	BAZZE-3-LIB-EXT	FINITURA PER ESTERNO + PRIMER OUTDOOR FINISH + PRIMER
	h735		
	14 kg		

 	DIMENSIONI	CODICE	DESCRIZIONE
	SIZE	CODE	DESCRIPTION
	Ø560	BAZZE-3-LIB-FF	NERO BLACK
	Ø700	BAZZE-3-LIB-FF-RAL	COLORI RAL RAL COLOURS
	Ø90	BAZZE-3-LIB-FF-EXT	FINITURA PER ESTERNO + PRIMER OUTDOOR FINISH + PRIMER
	h1100		
	16 kg		

 	DIMENSIONI	CODICE	DESCRIZIONE
	SIZE	CODE	DESCRIPTION
	Ø560	BAZZE-4-56-LIB	NERO BLACK
	Ø900	BAZZE-4-56-LIB-RAL	COLORI RAL RAL COLOURS
	Ø90	BAZZE-4-56-LIB-EXT	FINITURA PER ESTERNO + PRIMER OUTDOOR FINISH + PRIMER
	h735		
	17 kg		

 	DIMENSIONI	CODICE	DESCRIZIONE
	SIZE	CODE	DESCRIPTION
	Ø560	BAZZE-4-56-LIB-FF	NERO BLACK
	Ø800	BAZZE-4-56-LIB-FF-RAL	COLORI RAL RAL COLOURS
	Ø90	BAZZE-4-56-LIB-FF-EXT	FINITURA PER ESTERNO + PRIMER OUTDOOR FINISH + PRIMER
	h1100		
	19 kg		

BAZZE-LIB

FORNITO CON PIEDINI REGOLABILI
SUPPLIED WITH ADJUSTABLE FEET



		DIMENSIONI SIZE	CODICE CODE	DESCRIZIONE DESCRIPTION
		630mm	BAZZE-2-LIB	NERO BLACK
		1600X1000	BAZZE-2-LIB-RAL	COLORI RAL RAL COLOURS
		Ø90	BAZZE-2-LIB-EXT	FINITURA PER ESTERNO + PRIMER OUTDOOR FINISH + PRIMER
		h735		
		16 kg		

		DIMENSIONI SIZE	CODICE CODE	DESCRIZIONE DESCRIPTION
		630mm	BAZZE-2-LIB-FF	NERO BLACK
		1200X800	BAZZE-2-LIB-FF-RAL	COLORI RAL RAL COLOURS
		Ø90	BAZZE-2-LIB-FF-EXT	FINITURA PER ESTERNO + PRIMER OUTDOOR FINISH + PRIMER
		h1100		
		16 kg		

RACES

FORNITO CON PIEDINI REGOLABILI
SUPPLIED WITH ADJUSTABLE FEET



	DIMENSIONI SIZE	CODICE CODE	DESCRIZIONE DESCRIPTION
	480x480/Ø680	RACES-480-XAL-RAL	COLORI RAL RAL COLOURS
	900x900	RACES-480-XAL	INOX E ALLUMINIO LUCIDO POLISHED STAINLESS STEEL AND ALUMINIUM
	Ø50	RACES-480-POL	FINITURE SPECIALI E 24K LUCIDO/SATINATO/OPACO SPECIAL AND 24K POLISHED/SATIN/MATTE FINISHES
	h720	RACES-480-ANT	FINITURE ANTICATE 24K ANTIQUÉ 24K FINISHES
	8 kg	RACES-480-GAL	FINITURA ORO GALVANICO LUCIDO/SATINATO/OPACO GALVANIC GOLD POLISHED/SATIN/MATTE FINISH



	DIMENSIONI SIZE	CODICE CODE	DESCRIZIONE DESCRIPTION
	480x480/Ø680	RACES-480-XAL-FF-RAL	COLORI RAL RAL COLOURS
	700x700	RACES-480-XAL-FF	INOX E ALLUMINIO LUCIDO POLISHED STAINLESS STEEL AND ALUMINIUM
	Ø50	RACES-480-XAL-FF-POL	FINITURE SPECIALI E 24K LUCIDO/SATINATO/OPACO SPECIAL AND 24K POLISHED/SATIN/MATTE FINISHES
	h900/1100	RACES-480-XAL-FF-ANT	FINITURE ANTICATE 24K ANTIQUÉ 24K FINISHES
	9 kg	RACES-480-FF-GAL	FINITURA ORO GALVANICO LUCIDO/SATINATO/OPACO GALVANIC GOLD POLISHED/SATIN/MATTE FINISH

COLOR-LIB

FORNITO CON PIEDINI REGOLABILI
SUPPLIED WITH ADJUSTABLE FEET



		DIMENSIONI	CODICE	DESCRIZIONE
		SIZE	CODE	DESCRIPTION
		Ø400	COLOR-LIB-40	NERO BLACK
		Ø600	COLOR-LIB-40-RAL	COLORI RAL RAL COLOURS
		Ø60	COLOR-LIB-40-EXT	FINITURA PER ESTERNO + PRIMER OUTDOOR FINISH + PRIMER
		h730		
		kg 15		

		DIMENSIONI	CODICE	DESCRIZIONE
		SIZE	CODE	DESCRIPTION
		Ø450	COLOR-LIB-45	NERO BLACK
		Ø800	COLOR-LIB-45-RAL	COLORI RAL RAL COLOURS
		Ø60	COLOR-LIB-45-EXT	FINITURA PER ESTERNO + PRIMER OUTDOOR FINISH + PRIMER
		h730		
		kg 16		

		DIMENSIONI	CODICE	DESCRIZIONE
		SIZE	CODE	DESCRIPTION
		400x400	COLOR-LIB-44	NERO BLACK
		600x600	COLOR-LIB-44-RAL	COLORI RAL RAL COLOURS
		Ø60	COLOR-LIB-44-EXT	FINITURA PER ESTERNO + PRIMER OUTDOOR FINISH + PRIMER
		h730		
		kg 16		

		DIMENSIONI	CODICE	DESCRIZIONE
		SIZE	CODE	DESCRIPTION
		450x450	COLOR-LIB-46	NERO BLACK
		800x800	COLOR-LIB-46-RAL	COLORI RAL RAL COLOURS
		Ø60	COLOR-LIB-46-EXT	FINITURA PER ESTERNO + PRIMER OUTDOOR FINISH + PRIMER
		h730		
		kg 18		

DUBAI

FORNITO CON PIEDINI REGOLABILI
SUPPLIED WITH ADJUSTABLE FEET



	DIMENSIONI SIZE	CODICE CODE	DESCRIZIONE DESCRIPTION
	Ø400	DUBAI-40-RAL	COLORI RAL RAL COLOURS
	Ø900/800x800	DUBAI-40-POL	FINITURE SPECIALI E 24K LUCIDO/SATINATO/OPACO SPECIAL AND 24K POLISHED/SATIN/MATTE FINISHES
	95x95	DUBAI-40-ANT	FINITURE ANTICATE 24K ANTIQUÉ 24K FINISHES
	h730		
	16 kg		



	DIMENSIONI SIZE	CODICE CODE	DESCRIZIONE DESCRIPTION
	Ø400	DUBAI-40-FF-RAL	COLORI RAL RAL COLOURS
	Ø700/600x600	DUBAI-40-FF-POL	FINITURE SPECIALI E 24K LUCIDO/SATINATO/OPACO SPECIAL AND 24K POLISHED/SATIN/MATTE FINISHES
	95x95	DUBAI-40-FF-ANT	FINITURE ANTICATE 24K ANTIQUÉ 24K FINISHES
	h1100		
	18 kg		



	DIMENSIONI SIZE	CODICE CODE	DESCRIZIONE DESCRIPTION
	Ø400	DUBAI-40-53-RAL	COLORI RAL RAL COLOURS
	Ø900/800x800	DUBAI-40-53-POL	FINITURE SPECIALI E 24K LUCIDO/SATINATO/OPACO SPECIAL AND 24K POLISHED/SATIN/MATTE FINISHES
	95x95	DUBAI-40-53-ANT	FINITURE ANTICATE 24K ANTIQUÉ 24K FINISHES
	h530		
	16 kg		

DUBAI

FINITURE CON PIEDINI REGOLABILI
SUPPLIED WITH ADJUSTABLE FEET



	DIMENSIONI SIZE	CODICE CODE	DESCRIZIONE DESCRIPTION
	400x400	DUBAI-44-RAL	COLORI RAL RAL COLOURS
	Ø1000/900x900	DUBAI-44-POL	FINITURE SPECIALI E 24K LUCIDO/SATINATO/OPACO SPECIAL AND 24K POLISHED/SATIN/MATTE FINISHES
	80x80	DUBAI-44-ANT	FINITURE ANTICATE 24K ANTIQUUE 24K FINISHES
	h730		
	18 kg		







	DIMENSIONI SIZE	CODICE CODE	DESCRIZIONE DESCRIPTION
	400x400	DUBAI-44-FF-RAL	COLORI RAL RAL COLOURS
	Ø800/700x700	DUBAI-44-FF-POL	FINITURE SPECIALI E 24K LUCIDO/SATINATO/OPACO SPECIAL AND 24K POLISHED/SATIN/MATTE FINISHES
	80x80	DUBAI-44-FF-ANT	FINITURE ANTICATE 24K ANTIQUUE 24K FINISHES
	h1100		
	21 kg		





DUBAI

FORNITO CON PIEDINI REGOLABILI
SUPPLIED WITH ADJUSTABLE FEET



	DIMENSIONI SIZE	CODICE CODE	DESCRIZIONE DESCRIPTION
	Ø450	DUBAI-45-RAL	COLORI RAL RAL COLOURS
	Ø1000/800x800	DUBAI-45-POL	FINITURE SPECIALI E 24K LUCIDO/SATINATO/OPACO SPECIAL AND 24K POLISHED/SATIN/MATTE FINISHES
	95x95	DUBAI-45-ANT	FINITURE ANTICATE 24K ANTIQUÉ 24K FINISHES
	h730		
	18 kg		



	DIMENSIONI SIZE	CODICE CODE	DESCRIZIONE DESCRIPTION
	Ø450	DUBAI-45-FF-RAL	COLORI RAL RAL COLOURS
	Ø800/700x700	DUBAI-45-FF-POL	FINITURE SPECIALI E 24K LUCIDO/SATINATO/OPACO SPECIAL AND 24K POLISHED/SATIN/MATTE FINISHES
	95x95	DUBAI-45-FF-ANT	FINITURE ANTICATE 24K ANTIQUÉ 24K FINISHES
	h1100		
	20 kg		

DUBAI

FORNITO CON PIEDINI REGOLABILI
SUPPLIED WITH ADJUSTABLE FEET



	DIMENSIONI SIZE	CODICE CODE	DESCRIZIONE DESCRIPTION
	Ø600	DUBAI-60-RAL	COLORI RAL RAL COLOURS
	Ø1300/1000x1000	DUBAI-60-POL	FINITURE SPECIALI E 24K LUCIDO/SATINATO/OPACO SPECIAL AND 24K POLISHED/SATIN/MATTE FINISHES
	95x95	DUBAI-60-ANT	FINITURE ANTICATE 24K ANTIQUUE 24K FINISHES
	h730		
	24 kg		



	DIMENSIONI SIZE	CODICE CODE	DESCRIZIONE DESCRIPTION
	Ø600	DUBAI-60-FF-RAL	COLORI RAL RAL COLOURS
	Ø900/800x800	DUBAI-60-FF-POL	FINITURE SPECIALI E 24K LUCIDO/SATINATO/OPACO SPECIAL AND 24K POLISHED/SATIN/MATTE FINISHES
	95x95	DUBAI-60-FF-ANT	FINITURE ANTICATE 24K ANTIQUUE 24K FINISHES
	h1100		
	26 kg		

DUBAI-RONDO

FORNITO CON PIEDINI REGOLABILI
SUPPLIED WITH ADJUSTABLE FEET



	DIMENSIONI SIZE	CODICE CODE	DESCRIZIONE DESCRIPTION
	420x420	DUBAI-RONDO-43-RAL	COLORI RAL RAL COLOURS
	Ø800	DUBAI-RONDO-43-POL	FINITURE SPECIALI E 24K LUCIDO/SATINATO/OPACO SPECIAL AND 24K POLISHED/SATIN/MATTE FINISHES
	95x95	DUBAI-RONDO-43-ANT	FINITURE ANTICATE 24K ANTIQUÉ 24K FINISHES
	h730		
	16 kg		







	DIMENSIONI SIZE	CODICE CODE	DESCRIZIONE DESCRIPTION
	420x420	DUBAI-RONDO-43-FF-RAL	COLORI RAL RAL COLOURS
	Ø600	DUBAI-RONDO-43-FF-POL	FINITURE SPECIALI E 24K LUCIDO/SATINATO/OPACO SPECIAL AND 24K POLISHED/SATIN/MATTE FINISHES
	95x95	DUBAI-RONDO-43-FF-ANT	FINITURE ANTICATE 24K ANTIQUÉ 24K FINISHES
	h1100		
	18 kg		





DUBAI-RONDO

FORNITO CON PIEDINI REGOLABILI
SUPPLIED WITH ADJUSTABLE FEET



	DIMENSIONI SIZE	CODICE CODE	DESCRIZIONE DESCRIPTION
	600x600	DUBAI-RONDO-60-RAL	COLORI RAL RAL COLOURS
	Ø1500/1200x1200	DUBAI-RONDO-60-POL	FINITURE SPECIALI E 24K LUCIDO/SATINATO/OPACO SPECIAL AND 24K POLISHED/SATIN/MATTE FINISHES
	95x95	DUBAI-RONDO-60-ANT	FINITURE ANTICATE 24K ANTIQUUE 24K FINISHES
	h730		
	20 kg		







	DIMENSIONI SIZE	CODICE CODE	DESCRIZIONE DESCRIPTION
	600x600	DUBAI-RONDO-60-FF-RAL	COLORI RAL RAL COLOURS
	Ø1000/900x900	DUBAI-RONDO-60-FF-POL	FINITURE SPECIALI E 24K LUCIDO/SATINATO/OPACO SPECIAL AND 24K POLISHED/SATIN/MATTE FINISHES
	95x95	DUBAI-RONDO-60-FF-ANT	FINITURE ANTICATE 24K ANTIQUUE 24K FINISHES
	h1100		
	22 kg		





DUBAI-RONDO

FORNITO CON PIEDINI REGOLABILI
SUPPLIED WITH ADJUSTABLE FEET



	DIMENSIONI SIZE	CODICE CODE	DESCRIZIONE DESCRIPTION
	600x420	DUBAI-RONDO-64-RAL	COLORI RAL RAL COLOURS
	1200x900	DUBAI-RONDO-64-POL	FINITURE SPECIALI E 24K LUCIDO/SATINATO/OPACO SPECIAL AND 24K POLISHED/SATIN/MATTE FINISHES
	95x95	DUBAI-RONDO-64-ANT	FINITURE ANTICATE 24K ANTIQUUE 24K FINISHES
	h730		
	20 kg		



	DIMENSIONI SIZE	CODICE CODE	DESCRIZIONE DESCRIPTION
	600x420	DUBAI-RONDO-64-FF-RAL	COLORI RAL RAL COLOURS
	1000x700	DUBAI-RONDO-64-FF-POL	FINITURE SPECIALI E 24K LUCIDO/SATINATO/OPACO SPECIAL AND 24K POLISHED/SATIN/MATTE FINISHES
	95x95	DUBAI-RONDO-64-FF-ANT	FINITURE ANTICATE 24K ANTIQUUE 24K FINISHES
	h1100		
	22 kg		

DUBAI-RONDO

FORNITO CON PIEDINI REGOLABILI
SUPPLIED WITH ADJUSTABLE FEET



	DIMENSIONI	CODICE	DESCRIZIONE
	SIZE	CODE	DESCRIPTION
	 800x420	DUBAI-RONDO-84-2-RAL	COLORI RAL RAL COLOURS
	 1800x900	DUBAI-RONDO-84-POL	FINITURE SPECIALI E 24K LUCIDO/SATINATO/OPACO SPECIAL AND 24K POLISHED/SATIN/MATTE FINISHES
	 95x95	DUBAI-RONDO-84-ANT	FINITURE ANTICATE 24K ANTIQUÉ 24K FINISHES
	 h730		
	 30 kg		

	DIMENSIONI	CODICE	DESCRIZIONE
	SIZE	CODE	DESCRIPTION
	 800x420	DUBAI-RONDO-84-2-FF-RAL	COLORI RAL RAL COLOURS
	 1200x700	DUBAI-RONDO-84-FF-POL	FINITURE SPECIALI E 24K LUCIDO/SATINATO/OPACO SPECIAL AND 24K POLISHED/SATIN/MATTE FINISHES
	 95x95	DUBAI-RONDO-84-FF-ANT	FINITURE ANTICATE 24K ANTIQUÉ 24K FINISHES
	 h1100		
	 34 kg		

BALIS

*FISSAGGIO A PAVIMENTO (NO PIEDINI)
*FLOOR FIXING (NO FEET)

FORNITO CON PIEDINI REGOLABILI
SUPPLIED WITH ADJUSTABLE FEET



	DIMENSIONI SIZE	CODICE CODE	DESCRIZIONE DESCRIPTION
	Ø200	BALIS-20*	NERO CON COPERCHIO BLACK WITH COVER
	Ø800/700X700	BALIS-20-RAL*	COLORI RAL RAL COLOURS
	Ø76	BALIS-20-EXT*	FINITURA PER ESTERNO + PRIMER OUTDOOR FINISH + PRIMER
	h735	BALIS-20-X*	INOX SATINATO SATIN STAINLESS STEEL
	9 kg	BALIS-20-XL*	INOX LUCIDO POLISHED STAINLESS
		BALIS-20-XL-CR*	INOX LUCIDO E COLONNA CROMATA POLISHED STAINLESS AND CHROMED COLUMN
		BALIS-20-POL	FINITURE SPECIALI E 24K LUCIDO/SATINATO/OPACO SPECIAL AND 24K POLISHED/SATIN/MATTE FINISHES
		BALIS-20-ANT	FINITURE ANTICATE 24K ANTIQUUE 24K FINISHES
		BALIS-20-GAL	FINITURA ORO GALVANICO LUCIDO/SATINATO/OPACO GALVANIC GOLD POLISHED/SATIN/MATTE FINISH



	DIMENSIONI SIZE	CODICE CODE	DESCRIZIONE DESCRIPTION
	Ø200	BALIS-20-FF*	NERO CON COPERCHIO BLACK WITH COVER
	Ø700/600X600	BALIS-20-FF-RAL*	COLORI RAL RAL COLOURS
	Ø76	BALIS-20-FF-EXT*	FINITURA PER ESTERNO + PRIMER OUTDOOR FINISH + PRIMER
	h900/1100	BALIS-20-FF-X*	INOX SATINATO SATIN STAINLESS STEEL
	11 kg	BALIS-20-FF-XL*	INOX LUCIDO POLISHED STAINLESS
		BALIS-20-FF-XL-CR*	INOX LUCIDO E COLONNA CROMATA POLISHED STAINLESS AND CHROMED COLUMN
		BALIS-20-FF-POL	FINITURE SPECIALI E 24K LUCIDO/SATINATO/OPACO SPECIAL AND 24K POLISHED/SATIN/MATTE FINISHES
		BALIS-20-FF-ANT	FINITURE ANTICATE 24K ANTIQUUE 24K FINISHES
		BALIS-20-FF-GAL	FINITURA ORO GALVANICO LUCIDO/SATINATO/OPACO GALVANIC GOLD POLISHED/SATIN/MATTE FINISH

BALIS

FORNITO CON PIEDINI REGOLABILI
SUPPLIED WITH ADJUSTABLE FEET



	DIMENSIONI SIZE	CODICE CODE	DESCRIZIONE DESCRIPTION
	Ø320	BALIS-32	NERO BLACK
	Ø700/600x600	BALIS-32-RAL	COLORI RAL RAL COLOURS
	Ø76	BALIS-32-EXT	FINITURA PER ESTERNO + PRIMER OUTDOOR FINISH + PRIMER
	h710	BALIS-32-W6	BASE NERA E COLONNA LEGNO BLACK BASE AND WOODEN COLUMN
	16 kg	BALIS-32-RAL-W6	BASE RAL E COLONNA LEGNO RAL BASE AND WOODEN COLUMN



	DIMENSIONI SIZE	CODICE CODE	DESCRIZIONE DESCRIPTION
	Ø320	BALIS-32-FF	NERO BLACK
	Ø500/500x500	BALIS-32-FF-RAL	COLORI RAL RAL COLOURS
	Ø76	BALIS-32-FF-EXT	FINITURA PER ESTERNO + PRIMER OUTDOOR FINISH + PRIMER
	h900/1100	BALIS-32-FF-W6	BASE NERA E COLONNA LEGNO BLACK BASE AND WOODEN COLUMN
	18 kg	BALIS-32-FF-RAL-W6	BASE RAL E COLONNA LEGNO RAL BASE AND WOODEN COLUMN

BALIS

FORNITO CON PIEDINI REGOLABILI
SUPPLIED WITH ADJUSTABLE FEET



	DIMENSIONI SIZE	CODICE CODE	DESCRIZIONE DESCRIPTION
	Ø400	BALIS-43	NERO BLACK
	Ø900/800x800	BALIS-43-RAL	COLORI RAL RAL COLOURS
	Ø76	BALIS-43-EXT	FINITURA PER ESTERNO + PRIMER OUTDOOR FINISH + PRIMER
	h710	BALIS-43-W6	BASE NERA E COLONNA LEGNO BLACK BASE AND WOODEN COLUMN
	19kg	BALIS-43-RAL-W6	BASE RAL E COLONNA LEGNO RAL BASE AND WOODEN COLUMN
		BALIS-43-W1	BASE NERA E COLONNA LEGNO BLACK BASE AND WOODEN COLUMN
		BALIS-43-RAL-W1	BASE RAL E COLONNA LEGNO RAL BASE AND WOODEN COLUMN
		BALIS-43-W2	BASE NERA E COLONNA LEGNO BLACK BASE AND WOODEN COLUMN
		BALIS-43-RAL-W2	BASE RAL E COLONNA LEGNO RAL BASE AND WOODEN COLUMN
		BALIS-43-X	INOX SATINATO SATIN STAINLESS STEEL
		BALIS-43-X-W6	INOX SATINATO E COLONNA LEGNO BRUSHED STAINLESS AND WOODEN COLUMN
		BALIS-43-X-W23	INOX SATINATO E COLONNA LEGNO BRUSHED STAINLESS AND WOODEN COLUMN



	DIMENSIONI SIZE	CODICE CODE	DESCRIZIONE DESCRIPTION
	Ø400	BALIS-43-FF	NERO BLACK
	Ø700/600x600	BALIS-43-FF-RAL	COLORI RAL RAL COLOURS
	Ø76	BALIS-43-FF-EXT	FINITURA PER ESTERNO + PRIMER OUTDOOR FINISH + PRIMER
	h900/1100	BALIS-43-FF-W6	BASE NERA E COLONNA LEGNO BLACK BASE AND WOODEN COLUMN
	21 kg	BALIS-43-FF-RAL-W6	BASE RAL E COLONNA LEGNO RAL BASE AND WOODEN COLUMN
		BALIS-43-FF-X	INOX SATINATO SATIN STAINLESS STEEL
		BALIS-43-FF-X-W6	BASE RAL E COLONNA LEGNO RAL BASE AND WOODEN COLUMN
		BALIS-43-FF-X-W23	INOX SATINATO SATIN STAINLESS STEEL

BALIS

FORNITO CON PIEDINI REGOLABILI
SUPPLIED WITH ADJUSTABLE FEET



	DIMENSIONI SIZE	CODICE CODE	DESCRIZIONE DESCRIPTION
	Ø400	BALIS-43-FF-PG	NERO BLACK
	Ø700/600x600	BALIS-43-FF-PG-RAL	COLORI RAL RAL COLOURS
	Ø76	BALIS-43-FF-PG-EXT	FINITURA PER ESTERNO + PRIMER OUTDOOR FINISH + PRIMER
	h900/1100		
	22 kg		



	DIMENSIONI SIZE	CODICE CODE	DESCRIZIONE DESCRIPTION
	Ø400	BALIS-43-FF-DC	NERO BLACK
	Ø700/600x600	BALIS-43-FF-DC-RAL	COLORI RAL RAL COLOURS
	Ø76	BALIS-43-FF-DC-EXT	FINITURA PER ESTERNO + PRIMER OUTDOOR FINISH + PRIMER
	h900/1100		
	25 kg		



	DIMENSIONI SIZE	CODICE CODE	DESCRIZIONE DESCRIPTION
	Ø400	BALIS-43-LIB	NERO BLACK
	Ø900/800x800	BALIS-43-LIB-RAL	COLORI RAL RAL COLOURS
	Ø90	BALIS-43-LIB-EXT	FINITURA PER ESTERNO + PRIMER OUTDOOR FINISH + PRIMER
	h740		
	22 kg		



	DIMENSIONI SIZE	CODICE CODE	DESCRIZIONE DESCRIPTION
	Ø400	BALIS-43-LIB-58	NERO BLACK
	Ø900/800x800	BALIS-43-LIB-58-RAL	COLORI RAL RAL COLOURS
	Ø90	BALIS-43-LIB-58-EXT	FINITURA PER ESTERNO + PRIMER OUTDOOR FINISH + PRIMER
	h580		
	21 kg		

BALIS

FORNITO CON PIEDINI REGOLABILI
SUPPLIED WITH ADJUSTABLE FEET



	DIMENSIONI SIZE	CODICE CODE	DESCRIZIONE DESCRIPTION
	Ø400	BALIS-43-LIB-FF	NERO BLACK
	Ø700/600x600	BALIS-43-LIB-FF-RAL	COLORI RAL RAL COLOURS
	Ø90	BALIS-43-LIB-FF-EXT	FINITURA PER ESTERNO + PRIMER OUTDOOR FINISH + PRIMER
	h1100		
	25 kg		



	DIMENSIONI SIZE	CODICE CODE	DESCRIZIONE DESCRIPTION
	400x400	BALIS-44	NERO BLACK
	Ø1000/900x900	BALIS-44-RAL	COLORI RAL RAL COLOURS
	80x80	BALIS-44-EXT	FINITURA PER ESTERNO + PRIMER OUTDOOR FINISH + PRIMER
	h710	BALIS-44-W10	BASE NERA E COLONNA LEGNO BLACK BASE AND WOODEN COLUMN
	19 kg	BALIS-44-RAL-W10	BASE RAL E COLONNA LEGNO RAL BASE AND WOODEN COLUMN



	DIMENSIONI SIZE	CODICE CODE	DESCRIZIONE DESCRIPTION
	400x400	BALIS-44-FF	NERO BLACK
	Ø800/700x700	BALIS-44-FF-RAL	COLORI RAL RAL COLOURS
	80x80	BALIS-44-FF-EXT	FINITURA PER ESTERNO + PRIMER OUTDOOR FINISH + PRIMER
	h900/1100	BALIS-44-FF-W10	BASE NERA E COLONNA LEGNO BLACK BASE AND WOODEN COLUMN
	22 kg	BALIS-44-FF-RAL-W10	BASE RAL E COLONNA LEGNO RAL BASE AND WOODEN COLUMN

BALIS

FORNITO CON PIEDINI REGOLABILI
SUPPLIED WITH ADJUSTABLE FEET



	DIMENSIONI SIZE	CODICE CODE	DESCRIZIONE DESCRIPTION
	Ø550	BALIS-55	NERO BLACK
	Ø1200/1000x1000	BALIS-55-RAL	COLORI RAL RAL COLOURS
	Ø76	BALIS-55-EXT	FINITURA PER ESTERNO + PRIMER OUTDOOR FINISH + PRIMER
	h720	BALIS-55-W6	BASE NERA E COLONNA LEGNO BLACK BASE AND WOODEN COLUMN
	23 kg	BALIS-55-RAL-W6	BASE RAL E COLONNA LEGNO RAL BASE AND WOODEN COLUMN
		BALIS-55-W1	BASE NERA E COLONNA LEGNO BLACK BASE AND WOODEN COLUMN
		BALIS-55-RAL-W1	BASE RAL E COLONNA LEGNO RAL BASE AND WOODEN COLUMN
		BALIS-55-W2	BASE NERA E COLONNA LEGNO BLACK BASE AND WOODEN COLUMN
		BALIS-55-RAL-W2	BASE RAL E COLONNA LEGNO RAL BASE AND WOODEN COLUMN
		BALIS-55-X	INOX SATINATO SATIN STAINLESS STEEL
		BALIS-55-X-W6	INOX SATINATO E COLONNA LEGNO BRUSHED STAINLESS AND WOODEN COLUMN
		BALIS-55-X-W23	INOX SATINATO E COLONNA LEGNO BRUSHED STAINLESS AND WOODEN COLUMN



	DIMENSIONI SIZE	CODICE CODE	DESCRIZIONE DESCRIPTION
	Ø550	BALIS-55-FF	NERO BLACK
	Ø1000/900x900	BALIS-55-FF-RAL	COLORI RAL RAL COLOURS
	Ø76	BALIS-55-FF-EXT	FINITURA PER ESTERNO + PRIMER OUTDOOR FINISH + PRIMER
	h900/1100	BALIS-55-FF-W6	BASE NERA E COLONNA LEGNO BLACK BASE AND WOODEN COLUMN
	26 kg	BALIS-55-FF-RAL-W6	BASE RAL E COLONNA LEGNO RAL BASE AND WOODEN COLUMN
		BALIS-55-FF-X	INOX SATINATO SATIN STAINLESS STEEL
		BALIS-55-FF-X-W6	INOX SATINATO E COLONNA LEGNO BRUSHED STAINLESS AND WOODEN COLUMN
		BALIS-55-FF-X-W23	INOX SATINATO E COLONNA LEGNO BRUSHED STAINLESS AND WOODEN COLUMN

BALIS

FORNITO CON PIEDINI REGOLABILI
SUPPLIED WITH ADJUSTABLE FEET



	DIMENSIONI SIZE	CODICE CODE	DESCRIZIONE DESCRIPTION
	Ø550	BALIS-55-FF-PG	NERO BLACK
	Ø1000/900x900	BALIS-55-FF-PG-RAL	COLORI RAL RAL COLOURS
	Ø76	BALIS-55-FF-PG-EXT	FINITURA PER ESTERNO + PRIMER OUTDOOR FINISH + PRIMER
	h900/1100		
	28 kg		



	DIMENSIONI SIZE	CODICE CODE	DESCRIZIONE DESCRIPTION
	Ø550	BALIS-55-FF-DC	NERO BLACK
	Ø1000/900x900	BALIS-55-FF-DC-RAL	COLORI RAL RAL COLOURS
	Ø76	BALIS-55-FF-DC-EXT	FINITURA PER ESTERNO + PRIMER OUTDOOR FINISH + PRIMER
	h900/1100		
	29 kg		



	DIMENSIONI SIZE	CODICE CODE	DESCRIZIONE DESCRIPTION
	Ø550	BALIS-55-LIB	NERO BLACK
	Ø1200/1000x1000	BALIS-55-LIB-RAL	COLORI RAL RAL COLOURS
	Ø90	BALIS-55-LIB-EXT	FINITURA PER ESTERNO + PRIMER OUTDOOR FINISH + PRIMER
	h740		
	26 kg		



	DIMENSIONI SIZE	CODICE CODE	DESCRIZIONE DESCRIPTION
	Ø550	BALIS-55-LIB-58	NERO BLACK
	Ø1200/1000x1000	BALIS-55-LIB-58-RAL	COLORI RAL RAL COLOURS
	Ø90	BALIS-55-LIB-58-EXT	FINITURA PER ESTERNO + PRIMER OUTDOOR FINISH + PRIMER
	h580		
	25 kg		

BALIS

FORNITO CON PIEDINI REGOLABILI
SUPPLIED WITH ADJUSTABLE FEET



	DIMENSIONI SIZE	CODICE CODE	DESCRIZIONE DESCRIPTION
	Ø550	BALIS-55-LIB-FF	NERO BLACK
	Ø1000/900x900	BALIS-55-LIB-FF-RAL	COLORI RAL RAL COLOURS
	Ø90	BALIS-55-LIB-FF-EXT	FINITURA PER ESTERNO + PRIMER OUTDOOR FINISH + PRIMER
	h1100		
	28 kg		



	DIMENSIONI SIZE	CODICE CODE	DESCRIZIONE DESCRIPTION
	600x600	BALIS-66	NERO BLACK
	Ø1500/1200x1200	BALIS-66-RAL	COLORI RAL RAL COLOURS
	80x80	BALIS-66-EXT	FINITURA PER ESTERNO + PRIMER OUTDOOR FINISH + PRIMER
	h710		
	25 kg		



	DIMENSIONI SIZE	CODICE CODE	DESCRIZIONE DESCRIPTION
	600x600	BALIS-66-FF	NERO BLACK
	Ø1000/900x900	BALIS-66-FF-RAL	COLORI RAL RAL COLOURS
	80x80	BALIS-66-FF-EXT	FINITURA PER ESTERNO + PRIMER OUTDOOR FINISH + PRIMER
	h900/1100		
	28 kg		

BALIS

FORNITO CON PIEDINI REGOLABILI
SUPPLIED WITH ADJUSTABLE FEET



	DIMENSIONI	CODICE	DESCRIZIONE
	SIZE	CODE	DESCRIPTION
	800x800	BALIS-88	NERO BLACK
	1500x1500	BALIS-88-RAL	COLORI RAL RAL COLOURS
	80x80	BALIS-88-EXT	FINITURA PER ESTERNO + PRIMER OUTDOOR FINISH + PRIMER
	h710		
	36 kg		



	DIMENSIONI	CODICE	DESCRIZIONE
	SIZE	CODE	DESCRIPTION
	800x800	BALIS-88-FF	NERO BLACK
	1500x1500	BALIS-88-FF-RAL	COLORI RAL RAL COLOURS
	80x80	BALIS-88-FF-EXT	FINITURA PER ESTERNO + PRIMER OUTDOOR FINISH + PRIMER
	h900/1100		
	39 kg		



	DIMENSIONI	CODICE	DESCRIZIONE
	SIZE	CODE	DESCRIPTION
	600x400	BALIS-64	NERO BLACK
	1400x900	BALIS-64-RAL	COLORI RAL RAL COLOURS
	80x80	BALIS-64-EXT	FINITURA PER ESTERNO + PRIMER OUTDOOR FINISH + PRIMER
	h710	BALIS-64-W10	BASE NERA E COLONNA LEGNO BLACK BASE AND WOODEN COLUMN
	25 kg	BALIS-64-RAL-W10	BASE RAL E COLONNA LEGNO RAL BASE AND WOODEN COLUMN













	DIMENSIONI	CODICE	DESCRIZIONE
	SIZE	CODE	DESCRIPTION
	600x400	BALIS-64-FF	NERO BLACK
	1100x700	BALIS-64-FF-RAL	COLORI RAL RAL COLOURS
	80x80	BALIS-64-FF-EXT	FINITURA PER ESTERNO + PRIMER OUTDOOR FINISH + PRIMER
	h900/1100	BALIS-64-FF-W10	BASE NERA E COLONNA LEGNO BLACK BASE AND WOODEN COLUMN
	28 kg	BALIS-64-FF-RAL-W10	BASE RAL E COLONNA LEGNO RAL BASE AND WOODEN COLUMN






BALIS






FORNITO CON PIEDINI REGOLABILI
SUPPLIED WITH ADJUSTABLE FEET



	DIMENSIONI	CODICE	DESCRIZIONE
	SIZE	CODE	DESCRIPTION
	800x420	BALIS-84-2	NERO BLACK
	1800x900	BALIS-84-2-RAL	COLORI RAL RAL COLOURS
	80x80	BALIS-84-2-EXT	FINITURA PER ESTERNO + PRIMER OUTDOOR FINISH + PRIMER
	h710	BALIS-84-2-W10	BASE NERA E COLONNA LEGNO BLACK BASE AND WOODEN COLUMN
	33 kg	BALIS-84-2-RAL-W10	BASE RAL E COLONNA LEGNO RAL BASE AND WOODEN COLUMN

	DIMENSIONI	CODICE	DESCRIZIONE
	SIZE	CODE	DESCRIPTION
	800x420	BALIS-84-2-FF	NERO BLACK
	1200x700	BALIS-84-2-FF-RAL	COLORI RAL RAL COLOURS
	80x80	BALIS-84-2-FF-EXT	FINITURA PER ESTERNO + PRIMER OUTDOOR FINISH + PRIMER
	h900/1100	BALIS-84-2-FF-W10	BASE NERA E COLONNA LEGNO BLACK BASE AND WOODEN COLUMN
	38 kg	BALIS-84-2-FF-RAL-W10	BASE RAL E COLONNA LEGNO RAL BASE AND WOODEN COLUMN

	DIMENSIONI	CODICE	DESCRIZIONE
	SIZE	CODE	DESCRIPTION
	1000x400	BALIS-104-2	NERO BLACK
	1800x900		COLORI RAL RAL COLOURS
	80x80	BALIS-104-2-RAL	FINITURA PER ESTERNO + PRIMER OUTDOOR FINISH + PRIMER
	h710	BALIS-104-2-EXT	
	38 kg		

	DIMENSIONI	CODICE	DESCRIZIONE
	SIZE	CODE	DESCRIPTION
	1000x400	BALIS-104-2-FF	NERO BLACK
	1200x700		COLORI RAL RAL COLOURS
	80x80	BALIS-104-2-FF-RAL	FINITURA PER ESTERNO + PRIMER OUTDOOR FINISH + PRIMER
	h900/1100	BALIS-104-2-FF-EXT	
	43 kg		

BALIS-OGI

FORNITO CON PIEDINI REGOLABILI
SUPPLIED WITH ADJUSTABLE FEET



	DIMENSIONI SIZE	CODICE CODE	DESCRIZIONE DESCRIPTION
	Ø430	BALIS-43-OGI	NERO BLACK
	Ø900/800x800	BALIS-43-OGI-RAL	COLORI RAL RAL COLOURS
	Ø 90	BALIS-43-OGI-EXT	FINITURA PER ESTERNO + PRIMER OUTDOOR FINISH + PRIMER
	h730		
	17 kg		








	DIMENSIONI SIZE	CODICE CODE	DESCRIZIONE DESCRIPTION
	Ø550	BALIS-55-OGI	NERO BLACK
	Ø1200/1000x1000	BALIS-55-OGI-RAL	COLORI RAL RAL COLOURS
	Ø 90	BALIS-55-OGI-EXT	FINITURA PER ESTERNO + PRIMER OUTDOOR FINISH + PRIMER
	h730		
	23 kg		


BALIS-Q

FORNITO CON PIEDINI REGOLABILI
SUPPLIED WITH ADJUSTABLE FEET



	DIMENSIONI	CODICE	DESCRIZIONE
	SIZE	CODE	DESCRIPTION
	400x400	BALIS-44-Q	NERO BLACK
	Ø1000/900x900	BALIS-44-Q-RAL	COLORI RAL RAL COLOURS
	80x80	BALIS-44-Q-EXT	FINITURA PER ESTERNO + PRIMER OUTDOOR FINISH + PRIMER
	h710		
	24 kg		


	DIMENSIONI	CODICE	DESCRIZIONE
	SIZE	CODE	DESCRIPTION
	600x420	BALIS-64-Q	NERO BLACK
	1200x900	BALIS-64-Q-RAL	COLORI RAL RAL COLOURS
	80x80	BALIS-64-Q-EXT	FINITURA PER ESTERNO + PRIMER OUTDOOR FINISH + PRIMER
	h720		
	28 kg		

	DIMENSIONI	CODICE	DESCRIZIONE
	SIZE	CODE	DESCRIPTION
	800x420	BALIS-84-2-Q	NERO BLACK
	1800x900	BALIS-84-2-Q-RAL	COLORI RAL RAL COLOURS
	80x80	BALIS-84-2-Q-EXT	FINITURA PER ESTERNO + PRIMER OUTDOOR FINISH + PRIMER
	h710		
	36 kg		

BALIS 85-4

FORNITO CON PIEDINI REGOLABILI
SUPPLIED WITH ADJUSTABLE FEET








	DIMENSIONI	CODICE	DESCRIZIONE
	SIZE	CODE	DESCRIPTION
	Ø850	BALIS-85-4	NERO CON COPERCHIO BLACK WITH COVER
	Ø2000	BALIS-85-4-RAL	COLORI RAL RAL COLOURS
	Ø76	BALIS-85-4-EXT	FINITURA PER ESTERNO + PRIMER OUTDOOR FINISH + PRIMER
	h730	BALIS-85-4-X	TUBO CROMATO CHROMED PIPE
	55 kg	BALIS-85-4-W6	BASE NERA E COLONNA LEGNO BLACK BASE AND WOODEN COLUMN
		BALIS-85-4-RAL-W6	BASE RAL E COLONNA LEGNO RAL BASE AND WOODEN COLUMN
		BALIS-85-4-X-W6	BASE INOX E COLONNE LEGNO INOX BASE AND WOODEN COLUMNS

BALIS 85-4

FORNITO CON PIEDINI REGOLABILI
SUPPLIED WITH ADJUSTABLE FEET













	DIMENSIONI	CODICE	DESCRIZIONE
	SIZE	CODE	DESCRIPTION
	Ø850	BALIS-85-4-FF	NERO CON COPERCHIO BLACK WITH COVER
	Ø1200	BALIS-85-4-FF-RAL	COLORI RAL RAL COLOURS
	Ø76	BALIS-85-4-FF-EXT	FINITURA PER ESTERNO + PRIMER OUTDOOR FINISH + PRIMER
	h1120	BALIS-85-4-FF-X	TUBO CROMATO CHROMED PIPE
	60 kg	BALIS-85-4-FF-W6	BASE NERA E COLONNE LEGNO BLACK BASE AND WOODEN COLUMN
		BALIS-85-4-FF-RAL-W6	BASE RAL E COLONNE LEGNO RAL BASE AND WOODEN COLUMN
		BALIS-85-4-FF-X-W6	BASE INOX E COLONNE LEGNO INOX BASE AND WOODEN COLUMNS






BALIS-WELD

FORNITO CON PIEDINI REGOLABILI
SUPPLIED WITH ADJUSTABLE FEET



	DIMENSIONI	CODICE	DESCRIZIONE
	SIZE	CODE	DESCRIPTION
	600x600	BALIS-66-WELD	FERRO GREZZO SALDATO VERNICIATO TRASPARENTE WELDED RAW IRON TRANSPARENT PAINTING
	Ø1500/1200x1200 Ø1000/900x900	BALIS-66-WELD-FF	
	80x80		
	h 710 h 1100		
	26 kg		






	DIMENSIONI	CODICE	DESCRIZIONE
	SIZE	CODE	DESCRIPTION
	800x800	BALIS-88-WELD	FERRO GREZZO SALDATO VERNICIATO TRASPARENTE WELDED RAW IRON TRANSPARENT PAINTING
	1500x1500 1400x1400	BALIS-88-WELD-FF	
	80x80		
	h 710 h 1100		
	30 kg		

	DIMENSIONI	CODICE	DESCRIZIONE
	SIZE	CODE	DESCRIPTION
	800x420	BALIS-84-2-WELD	FERRO GREZZO SALDATO VERNICIATO TRASPARENTE WELDED RAW IRON TRANSPARENT PAINTING
	1800x900 1200x700	BALIS-84-2-WELD-FF	
	80x80		
	h 710 h 1100		
	30 kg		






BACRO

FORNITO CON PIEDINI REGOLABILI
SUPPLIED WITH ADJUSTABLE FEET








	DIMENSIONI SIZE	CODICE CODE	DESCRIZIONE DESCRIPTION
	Ø320	BACRO-32-CR BACRO-32-CR-W6	CROMATO CHROMED CROMATO CON COLONNA LEGNO CHROMED WITH WOODEN COLUMN
	Ø700/600x600		
	Ø76		
	h710		
	16 kg		








	DIMENSIONI SIZE	CODICE CODE	DESCRIZIONE DESCRIPTION
	Ø320	BACRO-32-CR-FF BACRO-32-CR-FF-W6	CROMATO CHROMED CROMATO CON COLONNA LEGNO CHROMED WITH WOODEN COLUMN
	Ø500/500x500		
	Ø76		
	h900/1100		
	18 kg		



	DIMENSIONI SIZE	CODICE CODE	DESCRIZIONE DESCRIPTION
	Ø400	BACRO-43-CR	CROMATO CHROMED
	Ø900/800x800	BACRO-43-GAL	FINITURA GALVANICA LUCIDA/OPACA POLISHED/MATTE GALVANIC FINISH
	Ø76		
	h720		
	18 kg		



	DIMENSIONI SIZE	CODICE CODE	DESCRIZIONE DESCRIPTION
	Ø400	BACRO-43-FF-CR	CROMATO CHROMED
	Ø700/600x600	BACRO-43-FF-GAL	FINITURA GALVANICA LUCIDA/OPACA POLISHED/MATTE GALVANIC FINISH
	Ø76		
	h900/1100		
	20 kg		

BACRO

FORNITO CON PIEDINI REGOLABILI
SUPPLIED WITH ADJUSTABLE FEET



	DIMENSIONI	CODICE	DESCRIZIONE
	SIZE	CODE	DESCRIPTION
	Ø400	BACRO-43-CR-W1	CROMATO CON COLONNA LEGNO CHROMED WITH WOODEN COLUMN
	Ø900/800x800	BACRO-43-CR-W2	
	Ø76	BACRO-43-CR-W6	
	h710		
	19 kg		

	DIMENSIONI	CODICE	DESCRIZIONE
	SIZE	CODE	DESCRIPTION
	Ø400	BACRO-43-CR-FF-W6	CROMATO CON COLONNA LEGNO CHROMED WITH WOODEN COLUMN
	Ø700/600x600		
	Ø76		
	h1100		
	21 kg		

	DIMENSIONI	CODICE	DESCRIZIONE
	SIZE	CODE	DESCRIPTION
	Ø400	BACRO-43-CR-FF-DC	CROMATO CON DOPPIA CROCIERA CHROMED WITH DOUBLE CROSS
	Ø700/600x600		
	Ø76		
	h900/1100		
	25 kg		

	DIMENSIONI	CODICE	DESCRIZIONE
	SIZE	CODE	DESCRIPTION
	Ø400	BACRO-43-CR-FF-PG	CROMATO CON COLONNA LEGNO CHROMED WITH WOODEN COLUMN
	Ø700/600x600		
	Ø76		
	h900/1100		
	24 kg		

BACRO

FORNITO CON PIEDINI REGOLABILI
SUPPLIED WITH ADJUSTABLE FEET



	DIMENSIONI SIZE	CODICE CODE	DESCRIZIONE DESCRIPTION
	400x400	BACRO-44-CR	CROMATO CHROMED
	Ø1000/900x900	BACRO-44-CR-W10	CROMATO CON COLONNA LEGNO CHROMED WITH WOODEN COLUMN
	75x75	BACRO-44-GAL	FINITURA ORO GALVANICO LUCIDO/SATINATO/OPACO GALVANIC GOLD POLISHED/SATIN/MATTE FINISH
	h710		
	19 kg		



	DIMENSIONI SIZE	CODICE CODE	DESCRIZIONE DESCRIPTION
	400x400	BACRO-44-CR-FF	CROMATO CHROMED
	Ø800/700x700	BACRO-44-CR-FF-W10	CROMATO CON COLONNA LEGNO CHROMED WITH WOODEN COLUMN
	75x75	BACRO-44-FF-GAL	FINITURA ORO GALVANICO LUCIDO/SATINATO/OPACO GALVANIC GOLD POLISHED/SATIN/MATTE FINISH
	h900/1100		
	22 kg		



	DIMENSIONI SIZE	CODICE CODE	DESCRIZIONE DESCRIPTION
	Ø550	BACRO-55-CR	CROMATO CHROMED
	Ø1200/1000x1000	BACRO-55-CR-W6	CROMATO CON COLONNA LEGNO CHROMED WITH WOODEN COLUMN
	Ø76	BACRO-55-CR-W1	CROMATO CON COLONNA LEGNO CHROMED WITH WOODEN COLUMN
	h720	BACRO-55-CR-W2	CROMATO CON COLONNA LEGNO CHROMED WITH WOODEN COLUMN
	23 kg	BACRO-55-GAL	FINITURA ORO GALVANICO LUCIDO/SATINATO/OPACO GALVANIC GOLD POLISHED/SATIN/MATTE FINISH



	DIMENSIONI SIZE	CODICE CODE	DESCRIZIONE DESCRIPTION
	Ø550	BACRO-55-CR-FF	CROMATO CHROMED
	Ø1000/900x900	BACRO-55-CR-FF-W6	CROMATO CON COLONNA LEGNO CHROMED WITH WOODEN COLUMN
	Ø76	BACRO-55-FF-GAL	FINITURA ORO GALVANICO LUCIDO/SATINATO/OPACO GALVANIC GOLD POLISHED/SATIN/MATTE FINISH
	h900/1100		
	26 kg		

BACRO

FORNITO CON PIEDINI REGOLABILI
SUPPLIED WITH ADJUSTABLE FEET



	DIMENSIONI SIZE	CODICE CODE	DESCRIZIONE DESCRIPTION
	Ø550	BACRO-55-CR-FF-DC	CROMATO CON COLONNA LEGNO CHROMED WITH WOODEN COLUMN
	Ø1000/900x900		
	Ø76		
	h900/1100		
	29 kg		



	DIMENSIONI SIZE	CODICE CODE	DESCRIZIONE DESCRIPTION
	Ø550	BACRO-55-CR-FF-PG	CROMATO CON DOPPIA CROCIERA CHROMED WITH DOUBLE CROSS
	Ø1000/900x900		
	Ø76		
	h900/1100		
	28 kg		



	DIMENSIONI SIZE	CODICE CODE	DESCRIZIONE DESCRIPTION
	600x400	BACRO-64-CR BACRO-64-CR-W10	CROMATO CHROMED CROMATO CON COLONNA LEGNO CHROMED WITH WOODEN COLUMN
	1400x900		
	75x75		
	h710		
	25 kg		



	DIMENSIONI SIZE	CODICE CODE	DESCRIZIONE DESCRIPTION
	600x400	BACRO-64-CR-FF BACRO-64-CR-FF-W10	CROMATO CHROMED CROMATO CON COLONNA LEGNO CHROMED WITH WOODEN COLUMN
	1100x700		
	75x75		
	h900/1100		
	28 kg		

BACRO-LIB

FORNITO CON PIEDINI REGOLABILI
SUPPLIED WITH ADJUSTABLE FEET



	DIMENSIONI SIZE	CODICE CODE	DESCRIZIONE DESCRIPTION
	Ø400	BACRO-43-LIB-AL	CROMATO, ALLUMINIO CHROMED, ALUMINIUM
	Ø700/600x600	BACRO-43-LIB-GAL	FINITURA ORO GALVANICO LUCIDO/SATINATO/OPACO GALVANIC GOLD POLISHED/SATIN/MATTE FINISH
	Ø90		
	h720		
	18 kg		



	DIMENSIONI SIZE	CODICE CODE	DESCRIZIONE DESCRIPTION
	Ø550	BACRO-55-LIB-AL	CROMATO, ALLUMINIO CHROMED, ALUMINIUM
	Ø1200/1000x1000	BACRO-55-LIB-GAL	FINITURA ORO GALVANICO LUCIDO/SATINATO/OPACO GALVANIC GOLD POLISHED/SATIN/MATTE FINISH
	Ø90		
	h720		
	22 kg		



	DIMENSIONI SIZE	CODICE CODE	DESCRIZIONE DESCRIPTION
	Ø320	BAGRA-32	NERO BLACK
	Ø700/600x600	BAGRA-32-RAL	COLORI RAL RAL COLOURS
	Ø76	BAGRA-32-EXT	FINITURA PER ESTERNO + PRIMER OUTDOOR FINISH + PRIMER
	h710	BAGRA-32-CR	TUBO CROMATO CHROMED PIPE
	16 kg	BAGRA-32-W6	BASE NERA E COLONNA LEGNO BLACK BASE AND WOODEN COLUMN
		BAGRA-32-RAL-W6	BASE RAL E COLONNA LEGNO RAL BASE AND WOODEN COLUMN



	DIMENSIONI SIZE	CODICE CODE	DESCRIZIONE DESCRIPTION
	Ø320	BAGRA-32-FF	NERO BLACK
	Ø500/500x500	BAGRA-32-FF-RAL	COLORI RAL RAL COLOURS
	Ø76	BAGRA-32-FF-EXT	FINITURA PER ESTERNO + PRIMER OUTDOOR FINISH + PRIMER
	h900/1100	BAGRA-32-FF-CR	TUBO CROMATO CHROMED PIPE
	18 kg	BAGRA-32-FF-W6	BASE NERA E COLONNA LEGNO BLACK BASE AND WOODEN COLUMN
		BAGRA-32-FF-RAL-W6	BASE RAL E COLONNA LEGNO RAL BASE AND WOODEN COLUMN



	DIMENSIONI SIZE	CODICE CODE	DESCRIZIONE DESCRIPTION
	Ø430	BAGRA-43	NERO BLACK
	Ø900/800x800	BAGRA-43-RAL	COLORI RAL RAL COLOURS
	Ø76	BAGRA-43-EXT	FINITURA PER ESTERNO + PRIMER OUTDOOR FINISH + PRIMER
	h710	BAGRA-43-CR	TUBO CROMATO CHROMED PIPE
	18 kg	BAGRA-43-W6	BASE NERA E COLONNA LEGNO BLACK BASE AND WOODEN COLUMN
		BAGRA-43-RAL-W6	BASE RAL E COLONNA LEGNO RAL BASE AND WOODEN COLUMN




	DIMENSIONI SIZE	CODICE CODE	DESCRIZIONE DESCRIPTION
	Ø430	BAGRA-43-FF	NERO BLACK
	Ø800/600x600	BAGRA-43-FF-RAL	COLORI RAL RAL COLOURS
	Ø76	BAGRA-43-FF-EXT	FINITURA PER ESTERNO + PRIMER OUTDOOR FINISH + PRIMER
	h900/1100	BAGRA-43-FF-CR	TUBO CROMATO CHROMED PIPE
	21 kg	BAGRA-43-FF-W6	BASE NERA E COLONNA LEGNO BLACK BASE AND WOODEN COLUMN
		BAGRA-43-FF-RAL-W6	BASE RAL E COLONNA LEGNO RAL BASE AND WOODEN COLUMN

BAGRA

FORNITO CON PIEDINI REGOLABILI
SUPPLIED WITH ADJUSTABLE FEET



	DIMENSIONI SIZE	CODICE CODE	DESCRIZIONE DESCRIPTION
	400x400	BAGRA-44	NERO BLACK
	Ø1000/900x900	BAGRA-44-RAL	COLORI RAL RAL COLOURS
	80x80	BAGRA-44-EXT	FINITURA PER ESTERNO + PRIMER OUTDOOR FINISH + PRIMER
	h710	BAGRA-44-CR	TUBO CROMATO CHROMED PIPE
	19 kg	BAGRA-44-W10	BASE NERA E COLONNA LEGNO BLACK BASE AND WOODEN COLUMN
		BAGRA-44-RAL-W10	BASE RAL E COLONNA LEGNO RAL BASE AND WOODEN COLUMN



	DIMENSIONI SIZE	CODICE CODE	DESCRIZIONE DESCRIPTION
	400x400	BAGRA-44-FF	NERO BLACK
	Ø800/700x700	BAGRA-44-FF-RAL	COLORI RAL RAL COLOURS
	80x80	BAGRA-44-FF-EXT	FINITURA PER ESTERNO + PRIMER OUTDOOR FINISH + PRIMER
	h900/1100	BAGRA-44-FF-CR	TUBO CROMATO CHROMED PIPE
	22 kg	BAGRA-44-FF-W10	BASE NERA E COLONNA LEGNO BLACK BASE AND WOODEN COLUMN
		BAGRA-44-FF-RAL-W10	BASE RAL E COLONNA LEGNO RAL BASE AND WOODEN COLUMN



	DIMENSIONI SIZE	CODICE CODE	DESCRIZIONE DESCRIPTION
	Ø550	BAGRA-55	NERO BLACK
	Ø1200/1000x1000	BAGRA-55-RAL	COLORI RAL RAL COLOURS
	Ø76	BAGRA-55-EXT	FINITURA PER ESTERNO + PRIMER OUTDOOR FINISH + PRIMER
	h710	BAGRA-55-CR	TUBO CROMATO CHROMED PIPE
	24 kg	BAGRA-55-W10	BASE NERA E COLONNA LEGNO BLACK BASE AND WOODEN COLUMN
		BAGRA-55-RAL-W10	BASE RAL E COLONNA LEGNO RAL BASE AND WOODEN COLUMN



	DIMENSIONI SIZE	CODICE CODE	DESCRIZIONE DESCRIPTION
	Ø550	BAGRA-55-FF	NERO BLACK
	Ø1000/900x900	BAGRA-55-FF-RAL	COLORI RAL RAL COLOURS
	Ø76	BAGRA-55-FF-EXT	FINITURA PER ESTERNO + PRIMER OUTDOOR FINISH + PRIMER
	h900/1100	BAGRA-55-FF-CR	TUBO CROMATO CHROMED PIPE
	27 kg	BAGRA-55-FF-W6	BASE NERA E COLONNA LEGNO BLACK BASE AND WOODEN COLUMN
		BAGRA-55-FF-RAL-W6	BASE RAL E COLONNA LEGNO RAL BASE AND WOODEN COLUMN

BAGRA

FORNITO CON PIEDINI REGOLABILI
SUPPLIED WITH ADJUSTABLE FEET










	DIMENSIONI SIZE	CODICE CODE	DESCRIZIONE DESCRIPTION
	Ø600	BAGRA-60	NERO BLACK
	Ø1300/1000x1000	BAGRA-60-RAL	COLORI RAL RAL COLOURS
	Ø76	BAGRA-60-EXT	FINITURA PER ESTERNO + PRIMER OUTDOOR FINISH + PRIMER
	h710	BAGRA-60-CR	TUBO CROMATO CHROMED PIPE
	26 kg	BAGRA-60-W6	BASE NERA E COLONNA LEGNO BLACK BASE AND WOODEN COLUMN
		BAGRA-60-RAL-W6	BASE RAL E COLONNA LEGNO RAL BASE AND WOODEN COLUMN




	DIMENSIONI SIZE	CODICE CODE	DESCRIZIONE DESCRIPTION
	Ø600	BAGRA-60-FF	NERO BLACK
	Ø900/800x800	BAGRA-60-FF-RAL	COLORI RAL RAL COLOURS
	Ø76	BAGRA-60-FF-EXT	FINITURA PER ESTERNO + PRIMER OUTDOOR FINISH + PRIMER
	h900/1100	BAGRA-60-FF-CR	TUBO CROMATO CHROMED PIPE
	29 kg	BAGRA-60-FF-W6	BASE NERA E COLONNA LEGNO BLACK BASE AND WOODEN COLUMN
		BAGRA-60-FF-RAL-W6	BASE RAL E COLONNA LEGNO RAL BASE AND WOODEN COLUMN



	DIMENSIONI	CODICE	DESCRIZIONE
	SIZE	CODE	DESCRIPTION
   	600x400	BAGRA-64	NERO BLACK
	1400x900	BAGRA-64-RAL	COLORI RAL RAL COLOURS
	80x80	BAGRA-64-EXT	FINITURA PER ESTERNO + PRIMER OUTDOOR FINISH + PRIMER
	h710	BAGRA-64-CR	TUBO CROMATO CHROMED PIPE
	25 kg	BAGRA-64-W10	BASE NERA E COLONNA LEGNO BLACK BASE AND WOODEN COLUMN
		BAGRA-64-RAL-W10	BASE RAL E COLONNA LEGNO RAL BASE AND WOODEN COLUMN

	DIMENSIONI	CODICE	DESCRIZIONE
	SIZE	CODE	DESCRIPTION
   	600x400	BAGRA-64-FF	NERO BLACK
	1000x700	BAGRA-64-FF-RAL	COLORI RAL RAL COLOURS
	80x80	BAGRA-64-FF-EXT	FINITURA PER ESTERNO + PRIMER OUTDOOR FINISH + PRIMER
	h900/1100	BAGRA-64-FF-CR	TUBO CROMATO CHROMED PIPE
	28 kg	BAGRA-64-FF-W10	BASE NERA E COLONNA LEGNO BLACK BASE AND WOODEN COLUMN
		BAGRA-64-FF-RAL-W10	BASE RAL E COLONNA LEGNO RAL BASE AND WOODEN COLUMN






	DIMENSIONI	CODICE	DESCRIZIONE
	SIZE	CODE	DESCRIPTION
   	800x400	BAGRA-84-2	NERO BLACK
	1800x900	BAGRA-84-2-RAL	COLORI RAL RAL COLOURS
	80x80	BAGRA-84-2-EXT	FINITURA PER ESTERNO + PRIMER OUTDOOR FINISH + PRIMER
	h710	BAGRA-84-2-CR	TUBO CROMATO CHROMED PIPE
	33 kg	BAGRA-84-2-W10	BASE NERA E COLONNA LEGNO BLACK BASE AND WOODEN COLUMN
		BAGRA-84-2-RAL-W10	BASE RAL E COLONNA LEGNO RAL BASE AND WOODEN COLUMN

	DIMENSIONI	CODICE	DESCRIZIONE
	SIZE	CODE	DESCRIPTION
   	800x400	BAGRA-84-2-FF	NERO BLACK
	1200x700	BAGRA-84-2-FF-RAL	COLORI RAL RAL COLOURS
	80x80	BAGRA-84-2-FF-EXT	FINITURA PER ESTERNO + PRIMER OUTDOOR FINISH + PRIMER
	h900/1100	BAGRA-84-2-FF-CR	TUBO CROMATO CHROMED PIPE
	37 kg	BAGRA-84-2-FF-W10	BASE NERA E COLONNA LEGNO BLACK BASE AND WOODEN COLUMN
		BAGRA-84-2-FF-RAL-W10	BASE RAL E COLONNA LEGNO RAL BASE AND WOODEN COLUMN






BAGRA-Q

FORNITO CON PIEDINI REGOLABILI
SUPPLIED WITH ADJUSTABLE FEET








	DIMENSIONI SIZE	CODICE CODE	DESCRIZIONE DESCRIPTION
	400x400	BAGRA-44-Q	NERO BLACK
	Ø1000/900x900	BAGRA-44-Q-RAL	COLORI RAL RAL COLOURS
	80x80	BAGRA-44-Q-EXT	FINITURA PER ESTERNO + PRIMER OUTDOOR FINISH + PRIMER
	h720		
	24 kg		



	DIMENSIONI SIZE	CODICE CODE	DESCRIZIONE DESCRIPTION
	600x420	BAGRA-64-Q	NERO BLACK
	1200x900	BAGRA-64-Q-RAL	COLORI RAL RAL COLOURS
	80x80	BAGRA-64-Q-EXT	FINITURA PER ESTERNO + PRIMER OUTDOOR FINISH + PRIMER
	h720		
	28 kg		



	DIMENSIONI SIZE	CODICE CODE	DESCRIZIONE DESCRIPTION
	800x420	BAGRA-84-2-Q	NERO BLACK
	1800x900	BAGRA-84-2-Q-RAL	COLORI RAL RAL COLOURS
	80x80	BAGRA-84-2-Q-EXT	FINITURA PER ESTERNO + PRIMER OUTDOOR FINISH + PRIMER
	h720		
	36 kg		

BAGRA-LIB

FORNITO CON PIEDINI REGOLABILI
SUPPLIED WITH ADJUSTABLE FEET



	DIMENSIONI SIZE	CODICE CODE	DESCRIZIONE DESCRIPTION
	Ø550	BAGRA-55-LIB	NERO BLACK
	Ø1200/1000x1000	BAGRA-55-LIB-RAL	COLORI RAL RAL COLOURS
	Ø90	BAGRA-55-LIB-EXT	FINITURA PER ESTERNO + PRIMER OUTDOOR FINISH + PRIMER
	h720		
	30 kg		



	DIMENSIONI SIZE	CODICE CODE	DESCRIZIONE DESCRIPTION
	Ø550	BAGRA-55-LIB-FF	NERO BLACK
	Ø1000/900x900	BAGRA-55-LIB-FF-RAL	COLORI RAL RAL COLOURS
	Ø90	BAGRA-55-LIB-FF-EXT	FINITURA PER ESTERNO + PRIMER OUTDOOR FINISH + PRIMER
	h1100		
	32 kg		

EMPIRE

FORNITO CON PIEDINI REGOLABILI
SUPPLIED WITH ADJUSTABLE FEET



	DIMENSIONI SIZE	CODICE CODE	DESCRIZIONE DESCRIPTION
	Ø400	EMPIRE-40-RAL	COLORI RAL E COLONNA IN ALLUMINO VERICIATA RAL COLOURS AND ALUMIUM COLUMN
	Ø900/800x800	EMPIRE-40-POL	FINITURE SPECIALI E 24K LUCIDO/SATINATO/OPACO SPECIAL AND 24K POLISHED/SATIN/MATTE FINISHES
	95x95	EMPIRE-40-ANT	FINITURE ANTICATE 24K ANTIQUUE 24K FINISHES
	h730		
	19 kg		



	DIMENSIONI SIZE	CODICE CODE	DESCRIZIONE DESCRIPTION
	Ø400	EMPIRE-40-FF-RAL	COLORI RAL E COLONNA IN ALLUMINO VERICIATA RAL COLOURS AND ALUMIUM COLUMN
	Ø700/600x600		
	95x95		
	h1100		
	20 kg		



	DIMENSIONI SIZE	CODICE CODE	DESCRIZIONE DESCRIPTION
	Ø450	EMPIRE-45-RAL	COLORI RAL E COLONNA IN ALLUMINO VERICIATA RAL COLOURS AND ALUMIUM COLUMN
	Ø1000/800x800	EMPIRE-45-POL	FINITURE SPECIALI E 24K LUCIDO/SATINATO/OPACO SPECIAL AND 24K POLISHED/SATIN/MATTE FINISHES
	95x95	EMPIRE-45-ANT	FINITURE ANTICATE 24K ANTIQUUE 24K FINISHES
	h730		
	22 kg		








	DIMENSIONI SIZE	CODICE CODE	DESCRIZIONE DESCRIPTION
	Ø450	EMPIRE-45-FF-RAL	COLORI RAL E COLONNA IN ALLUMINO VERICIATA RAL COLOURS AND ALUMIUM COLUMN
	Ø800/700x700		
	95x95		
	h1100		
	23 kg		






EMPIRE

FORNITO CON PIEDINI REGOLABILI
SUPPLIED WITH ADJUSTABLE FEET








	DIMENSIONI SIZE	CODICE CODE	DESCRIZIONE DESCRIPTION
	Ø600	EMPIRE-60-RAL	COLORI RAL E COLONNA IN ALLUMINO VERICIATA RAL COLOURS AND ALUMIUM COLUMN
	Ø1300/1000x1000	EMPIRE-60-POL	FINITURE SPECIALI E 24K LUCIDO/SATINATO/OPACO SPECIAL AND 24K POLISHED/SATIN/MATTE FINISHES
	95x95	EMPIRE-60-ANT	FINITURE ANTICATE 24K ANTIQUÉ 24K FINISHES
	h730		
	25 kg		








	DIMENSIONI SIZE	CODICE CODE	DESCRIZIONE DESCRIPTION
	Ø600	EMPIRE-60-FF-RAL	COLORI RAL E COLONNA IN ALLUMINO VERICIATA RAL COLOURS AND ALUMIUM COLUMN
	Ø900/800x800		
	95x95		
	h1100		
	26 kg		



	DIMENSIONI SIZE	CODICE CODE	DESCRIZIONE DESCRIPTION
	400x400	EMPIRE-44-RAL	COLORI RAL E COLONNA IN ALLUMINO VERICIATA RAL COLOURS AND ALUMIUM COLUMN
	Ø1000/900x900	EMPIRE-44-POL	FINITURE SPECIALI E 24K LUCIDO/SATINATO/OPACO SPECIAL AND 24K POLISHED/SATIN/MATTE FINISHES
	95x95	EMPIRE-44-ANT	FINITURE ANTICATE 24K ANTIQUÉ 24K FINISHES
	h730		
	20 kg		



	DIMENSIONI SIZE	CODICE CODE	DESCRIZIONE DESCRIPTION
	400x400	EMPIRE-44-FF-RAL	COLORI RAL E COLONNA IN ALLUMINO VERICIATA RAL COLOURS AND ALUMIUM COLUMN
	Ø800/700x700		
	95x95		
	h1100		
	21 kg		

EMPIRE

FORNITO CON PIEDINI REGOLABILI
SUPPLIED WITH ADJUSTABLE FEET



		DIMENSIONI	CODICE	DESCRIZIONE
		SIZE	CODE	DESCRIPTION
		450x450	EMPIRE-46-RAL	COLORI RAL E COLONNA IN ALLUMINO VERICIATA RAL COLOURS AND ALUMIUM COLUMN
		Ø1000/1000x1000	EMPIRE-46-POL	FINITURE SPECIALI E 24K LUCIDO/SATINATO/OPACO SPECIAL AND 24K POLISHED/SATIN/MATTE FINISHES
		95x95	EMPIRE-46-ANT	FINITURE ANTICATE 24K ANTIQUUE 24K FINISHES
		h730		
		23 kg		

		DIMENSIONI	CODICE	DESCRIZIONE
		SIZE	CODE	DESCRIPTION
		450x450	EMPIRE-46-FF-RAL	COLORI RAL E COLONNA IN ALLUMINO VERICIATA RAL COLOURS AND ALUMIUM COLUMN
		Ø900/800x800		
		95x95		
	h1100			
	24 kg			







		DIMENSIONI	CODICE	DESCRIZIONE
		SIZE	CODE	DESCRIPTION
		600x600	EMPIRE-66-RAL	COLORI RAL E COLONNA IN ALLUMINO VERICIATA RAL COLOURS AND ALUMIUM COLUMN
		Ø1500/1200x1200	EMPIRE-66-POL	FINITURE SPECIALI E 24K LUCIDO/SATINATO/OPACO SPECIAL AND 24K POLISHED/SATIN/MATTE FINISHES
		95x95	EMPIRE-66-ANT	FINITURE ANTICATE 24K ANTIQUUE 24K FINISHES
		h730		
		26 kg		






		DIMENSIONI	CODICE	DESCRIZIONE
		SIZE	CODE	DESCRIPTION
		600x600	EMPIRE-66-FF-RAL	COLORI RAL E COLONNA IN ALLUMINO VERICIATA RAL COLOURS AND ALUMIUM COLUMN
		Ø1000/900x900		
		95x95		
	h1100			
	27 kg			







EMPIRE







FORNITO CON PIEDINI REGOLABILI
SUPPLIED WITH ADJUSTABLE FEET



	DIMENSIONI	CODICE	DESCRIZIONE
	SIZE	CODE	DESCRIPTION
	600x420	EMPIRE-64-RAL	COLORI RAL E COLONNA IN ALLUMINO VERICIATA <i>RAL COLOURS AND ALUMIUM COLUMN</i>
	1200x900	EMPIRE-64-POL	FINITURE SPECIALI E 24K LUCIDO/SATINATO/OPACO <i>SPECIAL AND 24K POLISHED/SATIN/MATTE FINISHES</i>
	95x95	EMPIRE-64-ANT	FINITURE ANTICATE 24K <i>ANTIQUUE 24K FINISHES</i>
	h730		
	24 kg		

	DIMENSIONI	CODICE	DESCRIZIONE
	SIZE	CODE	DESCRIPTION
	600x420	EMPIRE-64-FF-RAL	COLORI RAL E COLONNA IN ALLUMINO VERICIATA <i>RAL COLOURS AND ALUMIUM COLUMN</i>
	1000x700		
	95x95		
	h1100		
	25 kg		






	DIMENSIONI	CODICE	DESCRIZIONE
	SIZE	CODE	DESCRIPTION
	800x420	EMPIRE-84-2-RAL	COLORI RAL E COLONNA IN ALLUMINO VERICIATA <i>RAL COLOURS AND ALUMIUM COLUMN</i>
	1800x900	EMPIRE-84-2-POL	FINITURE SPECIALI E 24K LUCIDO/SATINATO/OPACO <i>SPECIAL AND 24K POLISHED/SATIN/MATTE FINISHES</i>
	95x95	EMPIRE-84-2-ANT	FINITURE ANTICATE 24K <i>ANTIQUUE 24K FINISHES</i>
	h730		
	37 kg		

	DIMENSIONI	CODICE	DESCRIZIONE
	SIZE	CODE	DESCRIPTION
	800x420	EMPIRE-84-2-FF-RAL	COLORI RAL E COLONNA IN ALLUMINO VERICIATA <i>RAL COLOURS AND ALUMIUM COLUMN</i>
	1200x700		
	95x95		
	h1100		
	39 kg		






EMPIRE-LIS

FORNITO CON PIEDINI REGOLABILI
SUPPLIED WITH ADJUSTABLE FEET








	DIMENSIONI SIZE	CODICE CODE	DESCRIZIONE DESCRIPTION
	600x420	EMPIRE-LIS-64-RAL	COLORI RAL E COLONNA IN ALLUMINO VERICIATA RAL COLOURS AND ALUMIUM COLUMN
	1200x900		
	95x95		
	h730		
	25 kg		








	DIMENSIONI SIZE	CODICE CODE	DESCRIZIONE DESCRIPTION
	600x420	EMPIRE-LIS-64-FF-RAL	COLORI RAL E COLONNA IN ALLUMINO VERICIATA RAL COLOURS AND ALUMIUM COLUMN
	1000x700		
	95x95		
	h1100		
	26 kg		



	DIMENSIONI SIZE	CODICE CODE	DESCRIZIONE DESCRIPTION
	600x600	EMPIRE-LIS-66-RAL	COLORI RAL E COLONNA IN ALLUMINO VERICIATA RAL COLOURS AND ALUMIUM COLUMN
	Ø1500/1200x1200		
	95x95		
	h730		
	35 kg		














	DIMENSIONI SIZE	CODICE CODE	DESCRIZIONE DESCRIPTION
	600x600	EMPIRE-LIS-66-FF-RAL	COLORI RAL E COLONNA IN ALLUMINO VERICIATA RAL COLOURS AND ALUMIUM COLUMN
	Ø1000/900x900		
	95x95		
	h1100		
	36 kg		






EMPIRE-LIS







FORNITO CON PIEDINI REGOLABILI
SUPPLIED WITH ADJUSTABLE FEET



	DIMENSIONI	CODICE	DESCRIZIONE
	SIZE	CODE	DESCRIPTION
	800x800	EMPIRE-LIS-88-RAL	COLORI RAL E COLONNA IN ALLUMINO VERICIATA RAL COLOURS AND ALUMIUM COLUMN
	1400x1400		
	95x95		
	h730		
	40 kg		

	DIMENSIONI	CODICE	DESCRIZIONE
	SIZE	CODE	DESCRIPTION
	800x800	EMPIRE-LIS-88-FF-RAL	COLORI RAL E COLONNA IN ALLUMINO VERICIATA RAL COLOURS AND ALUMIUM COLUMN
	1000x1000		
	95x95		
	h1100		
	41 kg		






	DIMENSIONI	CODICE	DESCRIZIONE
	SIZE	CODE	DESCRIPTION
	800x420	EMPIRE-LIS-84-2-RAL	COLORI RAL E COLONNA IN ALLUMINO VERICIATA RAL COLOURS AND ALUMIUM COLUMN
	1800x900		
	95x95		
	h730		
	35 kg		






	DIMENSIONI	CODICE	DESCRIZIONE
	SIZE	CODE	DESCRIPTION
	800x420	EMPIRE-LIS-84-2-FF-RAL	COLORI RAL E COLONNA IN ALLUMINO VERICIATA RAL COLOURS AND ALUMIUM COLUMN
	1100x700		
	95x95		
	h1100		
	37 kg		

EMPIRE

FORNITO CON PIEDINI REGOLABILI
SUPPLIED WITH ADJUSTABLE FEET



	DIMENSIONI		CODICE	DESCRIZIONE
	SIZE		CODE	DESCRIPTION
	Ø850		EMPIRE-85-4	BASE IN FERRO VERNICIATO NERO E COLONNA IN ALLUMINIO VERNICIATO <i>BLACK PAINTED IRON BASE AND PAINTED ALUMINIUM COLUMN</i>
	Ø1600		EMPIRE-85-4-RAL	COLORI RAL RAL COLOURS
	95X95		EMPIRE-85-4-EXT	FINITURA PER ESTERNO + PRIMER <i>OUTDOOR FINISH + PRIMER</i>
	h740			

	DIMENSIONI		CODICE	DESCRIZIONE
	SIZE		CODE	DESCRIPTION
	Ø850		EMPIRE-85-4-FF	BASE IN FERRO VERNICIATO NERO E COLONNA IN ALLUMINIO VERNICIATO <i>BLACK PAINTED IRON BASE AND PAINTED ALUMINIUM COLUMN</i>
	Ø1600		EMPIRE-85-4-FF-RAL	COLORI RAL RAL COLOURS
	95X95		EMPIRE-85-4-FF-EXT	FINITURA PER ESTERNO + PRIMER <i>OUTDOOR FINISH + PRIMER</i>
	h1100			

FRANKIE

SALDATURA DELLA BASE A RICHIESTA
WELDED BASE ON DEMAND

FORNITO CON PIEDINI REGOLABILI
SUPPLIED WITH ADJUSTABLE FEET



	DIMENSIONI	CODICE	DESCRIZIONE
	SIZE	CODE	DESCRIPTION
		FRANKIE-44	NERO BUCCIATO / MARTELLATO BLACK LACQUERED / HAMMERED
		FRANKIE-44-FER	GREZZO CON TRASPARENTE RAW WITH TRANSPARENT FINISH
		FRANKIE-44-RAL	RAL BUCCIATI / GOFFRATI / MARTELLATI HAMMERED / ORANGE PEEL / EMBOSSED RAL
	400x400		
	Ø1000/900x900		
	80x80		
	h730		
	22 kg		

	DIMENSIONI	CODICE	DESCRIZIONE
	SIZE	CODE	DESCRIPTION
		FRANKIE-44-FF	NERO BUCCIATO / MARTELLATO BLACK LACQUERED / HAMMERED
		FRANKIE-44-FF-FER	GREZZO CON TRASPARENTE RAW WITH TRANSPARENT FINISH
		FRANKIE-44-FF-RAL	RAL BUCCIATI / GOFFRATI / MARTELLATI HAMMERED / ORANGE PEEL / EMBOSSED RAL
	400x400		
	Ø800/700x700		
	80x80		
	h900/1100		
	26 kg		

	DIMENSIONI	CODICE	DESCRIZIONE
	SIZE	CODE	DESCRIPTION
		FRANKIE-66	NERO BUCCIATO / MARTELLATO BLACK LACQUERED / HAMMERED
		FRANKIE-66-FER	GREZZO CON TRASPARENTE RAW WITH TRANSPARENT FINISH
		FRANKIE-66-RAL	RAL BUCCIATI / GOFFRATI / MARTELLATI HAMMERED / ORANGE PEEL / EMBOSSED RAL
	600x600		
	Ø1500/1200x1200		
	80x80		
	h730		
	28 kg		






	DIMENSIONI	CODICE	DESCRIZIONE
	SIZE	CODE	DESCRIPTION
		FRANKIE-66-FF	NERO BUCCIATO / MARTELLATO BLACK LACQUERED / HAMMERED
		FRANKIE-66-FF-FER	GREZZO CON TRASPARENTE RAW WITH TRANSPARENT FINISH
		FRANKIE-66-FF-RAL	RAL BUCCIATI / GOFFRATI / MARTELLATI HAMMERED / ORANGE PEEL / EMBOSSED RAL
	600x600		
	Ø1000/900x900		
	80x80		
	h900/1100		
	32 kg		






FRANKIE






SALDATURA DELLA BASE A RICHIESTA
WELDED BASE ON DEMAND






FORNITO CON PIEDINI REGOLABILI
SUPPLIED WITH ADJUSTABLE FEET



	   	DIMENSIONI	CODICE	DESCRIZIONE
		SIZE	CODE	DESCRIPTION
		600x420	FRANKIE-64	NERO BUCCIATO / MARTELLATO BLACK LACQUERED / HAMMERED
		1200x900	FRANKIE-64-FER	GREZZO CON TRASPARENTE RAW WITH TRANSPARENT FINISH
		80x80	FRANKIE-64-RAL	RAL BUCCIATI / GOFFRATI / MARTELLATI HAMMERED / ORANGE PEEL / EMBOSSED RAL
		h730		
		28 kg		

	   	DIMENSIONI	CODICE	DESCRIZIONE
		SIZE	CODE	DESCRIPTION
		600x420	FRANKIE-64-FF	NERO BUCCIATO / MARTELLATO BLACK LACQUERED / HAMMERED
		1000x700	FRANKIE-64-FF-FER	GREZZO CON TRASPARENTE RAW WITH TRANSPARENT FINISH
		80x80	FRANKIE-64-FF-RAL	RAL BUCCIATI / GOFFRATI / MARTELLATI HAMMERED / ORANGE PEEL / EMBOSSED RAL
		h900/1100		
		32 kg		

	   	DIMENSIONI	CODICE	DESCRIZIONE
		SIZE	CODE	DESCRIPTION
		800x420	FRANKIE-84-2	NERO BUCCIATO / MARTELLATO BLACK LACQUERED / HAMMERED
		1800x900	FRANKIE-84-2-FER	GREZZO CON TRASPARENTE RAW WITH TRANSPARENT FINISH
		80x80	FRANKIE-84-2-RAL	RAL BUCCIATI / GOFFRATI / MARTELLATI HAMMERED / ORANGE PEEL / EMBOSSED RAL
		h730		
		36 kg		







	   	DIMENSIONI	CODICE	DESCRIZIONE
		SIZE	CODE	DESCRIPTION
		800x420	FRANKIE-84-2-FF	NERO BUCCIATO / MARTELLATO BLACK LACQUERED / HAMMERED
		1200x700	FRANKIE-84-2-FF-FER	GREZZO CON TRASPARENTE RAW WITH TRANSPARENT FINISH
		80x80	FRANKIE-84-2-FF-RAL	RAL BUCCIATI / GOFFRATI / MARTELLATI HAMMERED / ORANGE PEEL / EMBOSSED RAL
		h900/1100		
		44 kg		







JEKYLL







SALDATURA DELLA BASE A RICHIESTA
WELDED BASE ON DEMAND







FORNITO CON PIEDINI REGOLABILI
SUPPLIED WITH ADJUSTABLE FEET



	DIMENSIONI	CODICE	DESCRIZIONE
	SIZE	CODE	DESCRIPTION
	400x400	JEKYLL-44	NERO BUCCIATO / MARTELLATO BLACK LACQUERED / HAMMERED
	Ø1000/900x900	JEKYLL-44-FER	GREZZO CON TRASPARENTE RAW WITH TRANSPARENT FINISH
	80x80	JEKYLL-44-RAL	RAL BUCCIATI / GOFFRATI / MARTELLATI HAMMERED / ORANGE PEEL / EMBOSSED RAL
	h730		
	22 kg		

	DIMENSIONI	CODICE	DESCRIZIONE
	SIZE	CODE	DESCRIPTION
	400x400	JEKYLL-44-FF	NERO BUCCIATO / MARTELLATO BLACK LACQUERED / HAMMERED
	Ø800/700x700	JEKYLL-44-FF-FER	GREZZO CON TRASPARENTE RAW WITH TRANSPARENT FINISH
	80x80	JEKYLL-44-FF-RAL	RAL BUCCIATI / GOFFRATI / MARTELLATI HAMMERED / ORANGE PEEL / EMBOSSED RAL
	h900/1100		
	26 kg		

	DIMENSIONI	CODICE	DESCRIZIONE
	SIZE	CODE	DESCRIPTION
	600x600	JEKYLL-66	NERO BUCCIATO / MARTELLATO BLACK LACQUERED / HAMMERED
	Ø1500/1200x1200	JEKYLL-66-FER	GREZZO CON TRASPARENTE RAW WITH TRANSPARENT FINISH
	80x80	JEKYLL-66-RAL	RAL BUCCIATI / GOFFRATI / MARTELLATI HAMMERED / ORANGE PEEL / EMBOSSED RAL
	h730		
	28 kg		

	DIMENSIONI	CODICE	DESCRIZIONE
	SIZE	CODE	DESCRIPTION
	600x600	JEKYLL-66-FF	NERO BUCCIATO / MARTELLATO BLACK LACQUERED / HAMMERED
	Ø1000/900x900	JEKYLL-66-FF-FER	GREZZO CON TRASPARENTE RAW WITH TRANSPARENT FINISH
	80x80	JEKYLL-66-FF-RAL	RAL BUCCIATI / GOFFRATI / MARTELLATI HAMMERED / ORANGE PEEL / EMBOSSED RAL
	h900/1100		
	32 kg		

JEKYLL

SALDATURA DELLA BASE A RICHIESTA
WELDED BASE ON DEMAND

FORNITO CON PIEDINI REGOLABILI
SUPPLIED WITH ADJUSTABLE FEET



	DIMENSIONI SIZE	CODICE CODE	DESCRIZIONE DESCRIPTION
	600x420	JEKYLL-64	NERO BUCCIATO / MARTELLATO BLACK LACQUERED / HAMMERED
	1200x900	JEKYLL-64-FER	GREZZO CON TRASPARENTE RAW WITH TRANSPARENT FINISH
	80x80	JEKYLL-64-RAL	RAL BUCCIATI / GOFFRATI / MARTELLATI HAMMERED / ORANGE PEEL / EMBOSSED RAL
	h730		
	26 kg		



	DIMENSIONI SIZE	CODICE CODE	DESCRIZIONE DESCRIPTION
	600x420	JEKYLL-64-FF	NERO BUCCIATO / MARTELLATO BLACK LACQUERED / HAMMERED
	1000x700	JEKYLL-64-FF-FER	GREZZO CON TRASPARENTE RAW WITH TRANSPARENT FINISH
	80x80	JEKYLL-64-FF-RAL	RAL BUCCIATI / GOFFRATI / MARTELLATI HAMMERED / ORANGE PEEL / EMBOSSED RAL
	h900/1100		
	30 kg		



	DIMENSIONI SIZE	CODICE CODE	DESCRIZIONE DESCRIPTION
	800x420	JEKYLL-84-2	NERO BUCCIATO / MARTELLATO BLACK LACQUERED / HAMMERED
	1800x900	JEKYLL-84-2-FER	GREZZO CON TRASPARENTE RAW WITH TRANSPARENT FINISH
	80x80	JEKYLL-84-2-RAL	RAL BUCCIATI / GOFFRATI / MARTELLATI HAMMERED / ORANGE PEEL / EMBOSSED RAL
	h730		
	36 kg		















	DIMENSIONI SIZE	CODICE CODE	DESCRIZIONE DESCRIPTION
	800x420	JEKYLL-84-2-FF	NERO BUCCIATO / MARTELLATO BLACK LACQUERED / HAMMERED
	1200x700	JEKYLL-84-2-FF-FER	GREZZO CON TRASPARENTE RAW WITH TRANSPARENT FINISH
	80x80	JEKYLL-84-2-FF-RAL	RAL BUCCIATI / GOFFRATI / MARTELLATI HAMMERED / ORANGE PEEL / EMBOSSED RAL
	h900/1100		
	44 kg		







KEPLER







FORNITO CON PIEDINI REGOLABILI
SUPPLIED WITH ADJUSTABLE FEET



	DIMENSIONI		CODICE	DESCRIZIONE
	SIZE		CODE	DESCRIPTION
	Ø420		KEPLER-420	NERO BLACK
	Ø900 / Ø700		KEPLER-420-RAL	COLORI RAL RAL COLOURS
	Ø50		KEPLER-420-EXT	FINITURA PER ESTERNO + PRIMER OUTDOOR FINISH + PRIMER
	h720			
	10 kg			

	DIMENSIONI		CODICE	DESCRIZIONE
	SIZE		CODE	DESCRIPTION
	Ø420		KEPLER-420-FF	NERO BLACK
	Ø800 / Ø600		KEPLER-420-FF-RAL	COLORI RAL RAL COLOURS
	Ø50		KEPLER-420-FF-EXT	FINITURA PER ESTERNO + PRIMER OUTDOOR FINISH + PRIMER
	h900/1100			
	11 kg			

	DIMENSIONI		CODICE	DESCRIZIONE
	SIZE		CODE	DESCRIPTION
	Ø480		KEPLER-480	NERO BLACK
	Ø1000		KEPLER-480-RAL	COLORI RAL RAL COLOURS
	Ø50		KEPLER-480-EXT	FINITURA PER ESTERNO + PRIMER OUTDOOR FINISH + PRIMER
	h720			
				

	DIMENSIONI		CODICE	DESCRIZIONE
	SIZE		CODE	DESCRIPTION
	Ø480		KEPLER-480-FF	NERO BLACK
	Ø900		KEPLER-480-FF-RAL	COLORI RAL RAL COLOURS
	Ø50		KEPLER-480-FF-EXT	FINITURA PER ESTERNO + PRIMER OUTDOOR FINISH + PRIMER
	h900/1100			
				

KEPLER

PIEDINI REGOLABILI A RICHIESTA: +6€ NETTI
ADJUSTABLE FEET ON REQUEST: +6€ NET



FORNITO CON PIEDINO IN PLASTICA FISSO
SUPPLIED WITH FIXED PLASTIC FOOT



	DIMENSIONI SIZE	CODICE CODE	DESCRIZIONE DESCRIPTION
	Ø550	KEPLER-550	NERO BLACK
	Ø1300 / Ø900	KEPLER-550-RAL	COLORI RAL RAL COLOURS
	Ø50	KEPLER-550-EXT	FINITURA PER ESTERNO + PRIMER OUTDOOR FINISH + PRIMER
	h720	KEPLER-550-AL-RAL	ALLUMINIO VERNICIATO PAINTED ALUMINIUM
	13 kg	KEPLER-550-AL-POL	FINITURE SPECIALI E 24K LUCIDO/SATINATO/OPACO SPECIAL AND 24K POLISHED/SATIN/MATTE FINISHES
		KEPLER-550-AL-ANT	FINITURE ANTICATE 24K ANTIQUÉ 24K FINISHES



	DIMENSIONI SIZE	CODICE CODE	DESCRIZIONE DESCRIPTION
	Ø550	KEPLER-550-FF	NERO BLACK
	Ø1000 / Ø800	KEPLER-550-FF-RAL	COLORI RAL RAL COLOURS
	Ø50	KEPLER-550-FF-EXT	FINITURA PER ESTERNO + PRIMER OUTDOOR FINISH + PRIMER
	h900/1100	KEPLER-550-AL-FF-RAL	ALLUMINIO VERNICIATO PAINTED ALUMINIUM
	14 kg	KEPLER-550-AL-FF-POL	FINITURE SPECIALI E 24K LUCIDO/SATINATO/OPACO SPECIAL AND 24K POLISHED/SATIN/MATTE FINISHES
		KEPLER-550-AL-FF-ANT	FINITURE ANTICATE 24K ANTIQUÉ 24K FINISHES

KEPLER-2

PIEDINI REGOLABILI A RICHIESTA: +6€ NETTI
ADJUSTABLE FEET ON REQUEST: +6€ NET



FORNITO CON PIEDINO IN PLASTICA FISSO
SUPPLIED WITH FIXED PLASTIC FOOT



	DIMENSIONI SIZE	CODICE CODE	DESCRIZIONE DESCRIPTION
	Ø420	KEPLER-420-2	NERO BLACK
	Ø900 / Ø700	KEPLER-420-2-RAL	COLORI RAL RAL COLOURS
	Ø50	KEPLER-420-2-EXT	FINITURA PER ESTERNO + PRIMER OUTDOOR FINISH + PRIMER
	h720		
	18 kg		



	DIMENSIONI SIZE	CODICE CODE	DESCRIZIONE DESCRIPTION
	Ø420	KEPLER-420-2-FF	NERO BLACK
	Ø800 / Ø600	KEPLER-420-2-FF-RAL	COLORI RAL RAL COLOURS
	Ø50	KEPLER-420-2-FF-EXT	FINITURA PER ESTERNO + PRIMER OUTDOOR FINISH + PRIMER
	h900/1100		
	19 kg		

KEPLER-2

PIEDINI REGOLABILI A RICHIESTA: +6€ NETTI
ADJUSTABLE FEET ON REQUEST: +6€ NET



FORNITO CON PIEDINO IN PLASTICA FISSO
SUPPLIED WITH FIXED PLASTIC FOOT



	DIMENSIONI SIZE	CODICE CODE	DESCRIZIONE DESCRIPTION
	Ø480	KEPLER-480-2	NERO BLACK
	Ø1000	KEPLER-480-2-RAL	COLORI RAL RAL COLOURS
	Ø50	KEPLER-480-2-EXT	FINITURA PER ESTERNO + PRIMER OUTDOOR FINISH + PRIMER
	h720		



	DIMENSIONI SIZE	CODICE CODE	DESCRIZIONE DESCRIPTION
	Ø480	KEPLER-480-2-FF	NERO BLACK
	Ø900	KEPLER-480-2-FF-RAL	COLORI RAL RAL COLOURS
	Ø50	KEPLER-480-2-FF-EXT	FINITURA PER ESTERNO + PRIMER OUTDOOR FINISH + PRIMER
	h900/1100		

KEPLER-2

PIEDINI REGOLABILI A RICHIESTA: +6€ NETTI
ADJUSTABLE FEET ON REQUEST: +6€ NET



FORNITO CON PIEDINO IN PLASTICA FISSO
SUPPLIED WITH FIXED PLASTIC FOOT



	DIMENSIONI SIZE	CODICE CODE	DESCRIZIONE DESCRIPTION
	Ø550	KEPLER-550-2	NERO BLACK
	Ø1300 / Ø900	KEPLER-550-2-RAL	COLORI RAL RAL COLOURS
	Ø50	KEPLER-550-2-EXT	FINITURA PER ESTERNO + PRIMER OUTDOOR FINISH + PRIMER
	h720		
	22 kg		








	DIMENSIONI SIZE	CODICE CODE	DESCRIZIONE DESCRIPTION
	Ø550	KEPLER-550-2-FF	NERO BLACK
	Ø1000 / Ø800	KEPLER-550-2-FF-RAL	COLORI RAL RAL COLOURS
	Ø50	KEPLER-550-2-FF-EXT	FINITURA PER ESTERNO + PRIMER OUTDOOR FINISH + PRIMER
	h900/1100		
	23 kg		






BABIS-3

FORNITO CON PIEDINI REGOLABILI
SUPPLIED WITH ADJUSTABLE FEET








	DIMENSIONI SIZE	CODICE CODE	DESCRIZIONE DESCRIPTION
	Ø600	BABIS-3	NERO BLACK
	Ø1000/900x900	BABIS-3-RAL	COLORI RAL RAL COLOURS
	Ø90	BABIS-3-EXT	FINITURA PER ESTERNO + PRIMER OUTDOOR FINISH + PRIMER
	h720		
	21 kg		








	DIMENSIONI SIZE	CODICE CODE	DESCRIZIONE DESCRIPTION
	Ø600	BABIS-3-FF	NERO BLACK
	Ø900/800x800	BABIS-3-FF-RAL	COLORI RAL RAL COLOURS
	Ø90	BABIS-3-FF-EXT	FINITURA PER ESTERNO + PRIMER OUTDOOR FINISH + PRIMER
	h1100		
	23 kg		




	DIMENSIONI SIZE	CODICE CODE	DESCRIZIONE DESCRIPTION
	Ø600	BABIS-3-TV	NERO BLACK
	Ø1000/900x900	BABIS-3-TV-RAL	COLORI RAL RAL COLOURS
	Ø76	BABIS-3-TV-EXT	FINITURA PER ESTERNO + PRIMER OUTDOOR FINISH + PRIMER
	h720	BABIS-3-TV-CR	TUBO CROMATO CHROMED PIPE
	23 kg		









	DIMENSIONI SIZE	CODICE CODE	DESCRIZIONE DESCRIPTION
	Ø600	BABIS-3-TV-FF	NERO BLACK
	Ø900/800x800	BABIS-3-TV-FF-RAL	COLORI RAL RAL COLOURS
	Ø76	BABIS-3-TV-FF-EXT	FINITURA PER ESTERNO + PRIMER OUTDOOR FINISH + PRIMER
	h900/1100	BABIS-3-TV-FF-CR	TUBO CROMATO CHROMED PIPE
	26 kg		






BABIS-4


FORNITO CON PIEDINI REGOLABILI
SUPPLIED WITH ADJUSTABLE FEET










	DIMENSIONI SIZE	CODICE CODE	DESCRIZIONE DESCRIPTION
	460x460	BABIS-4	NERO BLACK
	Ø1100/900X900	BABIS-4-RAL	COLORI RAL RAL COLOURS
	Ø90	BABIS-4-EXT	FINITURA PER ESTERNO + PRIMER OUTDOOR FINISH + PRIMER
	h720		
	30 kg		








	DIMENSIONI SIZE	CODICE CODE	DESCRIZIONE DESCRIPTION
	460x460	BABIS-4-FF	NERO BLACK
	Ø900/800X800	BABIS-4-FF-RAL	COLORI RAL RAL COLOURS
	Ø90	BABIS-4-FF-EXT	FINITURA PER ESTERNO + PRIMER OUTDOOR FINISH + PRIMER
	h1100		
	33kg		



	DIMENSIONI SIZE	CODICE CODE	DESCRIZIONE DESCRIPTION
	460x460	BABIS-4-TV	NERO BLACK
	Ø1100/900X900	BABIS-4-TV-RAL	COLORI RAL RAL COLOURS
	Ø76	BABIS-4-TV-EXT	FINITURA PER ESTERNO + PRIMER OUTDOOR FINISH + PRIMER
	h720	BABIS-4-TV-CR	TUBO CROMATO CHROMED PIPE
	28 kg		



	DIMENSIONI SIZE	CODICE CODE	DESCRIZIONE DESCRIPTION
	460x460	BABIS-4-TV-FF	NERO BLACK
	Ø900/800X800	BABIS-4-TV-FF-RAL	COLORI RAL RAL COLOURS
	Ø76	BABIS-4-TV-FF-EXT	FINITURA PER ESTERNO + PRIMER OUTDOOR FINISH + PRIMER
	h900/1100	BABIS-4-TV-FF-CR	TUBO CROMATO CHROMED PIPE
	31 kg		

SPIDER-3

*PIEDE IN PLASTICA
*PLASTIC FEET



FORNITO CON PIEDINI REGOLABILI
SUPPLIED WITH ADJUSTABLE FEET



	DIMENSIONI	CODICE	DESCRIZIONE
	SIZE	CODE	DESCRIPTION
	Ø560	SPIDER-3	NERO - TUBO BLACK - PIPE
	Ø800	SPIDER-3-RAL	COLORI RAL - TUBO RAL COLOURS - PIPE
	Ø76	SPIDER-3-EXT	FINITURA PER ESTERNO + PRIMER - TUBO OUTDOOR FINISH + PRIMER - PIPE
	h725	SPIDER-3-AL*	ALLUMINIO LUCIDATO - TUBO POLISHED ALUMINIUM - PIPE
	22 kg		



	DIMENSIONI	CODICE	DESCRIZIONE
	SIZE	CODE	DESCRIPTION
	Ø560	SPIDER-3-G4	NERO - TUBO BLACK - PIPE
	Ø800	SPIDER-3-G4-RAL	COLORI RAL - TUBO RAL COLOURS - PIPE
	Ø90	SPIDER-3-G4-EXT	FINITURA PER ESTERNO + PRIMER - TUBO OUTDOOR FINISH + PRIMER - PIPE
	h725	SPIDER-3-AL4*	ALLUMINIO LUCIDATO - TUBO POLISHED ALUMINIUM - PIPE
	22 kg		



	DIMENSIONI	CODICE	DESCRIZIONE
	SIZE	CODE	DESCRIPTION
	Ø560	SPIDER-3-W4 SPIDER-3-AL-W4*	BASE NERA E COLONNA LEGNO BLACK BASE AND WOODEN COLUMN
	Ø800		COLONNA IN LEGNO E BASE ALLUMINIO LUCIDATO POLISHED ALUMINIUM AND WOODEN COLUMN
	Ø90		
	h725		
	22 kg		



	DIMENSIONI	CODICE	DESCRIZIONE
	SIZE	CODE	DESCRIPTION
	Ø560	SPIDER-3-FF	NERO BLACK
	Ø700	SPIDER-3-FF-RAL	COLORI RAL RAL COLOURS
	Ø76	SPIDER-3-FF-EXT	FINITURA PER ESTERNO + PRIMER OUTDOOR FINISH + PRIMER
	h900/1100		
	22 kg		







SPIDER-4







*PIEDE IN PLASTICA
*PLASTIC FEET















FORNITO CON PIEDINI REGOLABILI
SUPPLIED WITH ADJUSTABLE FEET



	DIMENSIONI		CODICE	DESCRIZIONE
	SIZE		CODE	DESCRIPTION
	450x450		SPIDER-4	NERO - TUBO BLACK - PIPE
	Ø800		SPIDER-4-RAL	COLORI RAL - TUBO RAL COLOURS - PIPE
	Ø76		SPIDER-4-EXT	FINITURA PER ESTERNO + PRIMER - TUBO OUTDOOR FINISH + PRIMER - PIPE
	h725		SPIDER-4-AL*	ALLUMINIO LUCIDATO - TUBO POLISHED ALUMINIUM - PIPE
	24 kg			

	DIMENSIONI		CODICE	DESCRIZIONE
	SIZE		CODE	DESCRIPTION
	450x450		SPIDER-4-G4	NERO - TUBO BLACK - PIPE
	Ø800		SPIDER-4-G4-RAL	COLORI RAL - TUBO RAL COLOURS - PIPE
	Ø90		SPIDER-4-G4-EXT	FINITURA PER ESTERNO + PRIMER - TUBO OUTDOOR FINISH + PRIMER - PIPE
	h725		SPIDER-4-AL-G4*	ALLUMINIO LUCIDATO - TUBO POLISHED ALUMINIUM - PIPE
	24 kg			

	DIMENSIONI		CODICE	DESCRIZIONE
	SIZE		CODE	DESCRIPTION
	450x450		SPIDER-4-W4	BASE NERA E COLONNA LEGNO BLACK BASE AND WOODEN COLUMN
	Ø800		SPIDER-4-AL-W4*	COLONNA IN LEGNO E BASE ALLUMINIO LUCIDATO POLISHED ALUMINIUM AND WOODEN COLUMN
	Ø90			
	h725			
	26 kg			

	DIMENSIONI		CODICE	DESCRIZIONE
	SIZE		CODE	DESCRIPTION
	450x450		SPIDER-4-FF	NERO BLACK
	Ø700		SPIDER-4-FF-RAL	COLORI RAL RAL COLOURS
	Ø76		SPIDER-4-FF-EXT	FINITURA PER ESTERNO + PRIMER OUTDOOR FINISH + PRIMER
	h900/1100			
	26 kg			

SPIDER-2

*PIEDE IN PLASTICA
*PLASTIC FEET



FORNITO CON PIEDINI REGOLABILI
SUPPLIED WITH ADJUSTABLE FEET



	DIMENSIONI	CODICE	DESCRIZIONE
	SIZE	CODE	DESCRIPTION
	940x530 1600x900 Ø76 h725 22 kg	SPIDER-2	NERO - TUBO BLACK - PIPE
		SPIDER-2-RAL	COLORI RAL - TUBO RAL COLOURS - PIPE
		SPIDER-2-EXT	FINITURA PER ESTERNO + PRIMER - TUBO OUTDOOR FINISH + PRIMER - PIPE
		SPIDER-2-AL*	ALLUMINIO LUCIDATO - TUBO POLISHED ALUMINIUM - PIPE

	DIMENSIONI	CODICE	DESCRIZIONE
	SIZE	CODE	DESCRIPTION
	940x530 1600x900 Ø90 h725 22 kg	SPIDER-2-G4	NERO - TUBO BLACK - PIPE
		SPIDER-2-G4-RAL	COLORI RAL - TUBO RAL COLOURS - PIPE
		SPIDER-2-G4-EXT	FINITURA PER ESTERNO + PRIMER - TUBO OUTDOOR FINISH + PRIMER - PIPE
		SPIDER-2-AL-G4*	ALLUMINIO LUCIDATO - TUBO POLISHED ALUMINIUM - PIPE

	DIMENSIONI	CODICE	DESCRIZIONE
	SIZE	CODE	DESCRIPTION
	940x530 1600x900 Ø90 h725 22 kg	SPIDER-2-W4 SPIDER-2-AL-W4*	BASE NERA E COLONNA LEGNO BLACK BASE AND WOODEN COLUMN COLONNA IN LEGNO E BASE ALLUMINIO LUCIDATO POLISHED ALUMINIUM AND WOODEN COLUMN

	DIMENSIONI	CODICE	DESCRIZIONE
	SIZE	CODE	DESCRIPTION
	940x530 1600x900 Ø76 h900/1100 30 kg	SPIDER-2-FF SPIDER-2-FF-RAL SPIDER-2-FF-EXT	NERO BLACK COLORI RAL RAL COLOURS FINITURA PER ESTERNO + PRIMER OUTDOOR FINISH + PRIMER

SPRITZ

FORNITO CON PIEDINI REGOLABILI
SUPPLIED WITH ADJUSTABLE FEET



	DIMENSIONI SIZE	CODICE CODE	DESCRIZIONE DESCRIPTION
	450x450	SPRITZ-46-FF-PG	NERO BLACK
	Ø900/800x800	SPRITZ-46-FF-RAL-PG	COLORI RAL RAL COLOURS
	80x80	SPRITZ-46-FF-EXT-PG	FINITURA PER ESTERNO + PRIMER OUTDOOR FINISH + PRIMER
	h900/1100		
	28 kg		



	DIMENSIONI SIZE	CODICE CODE	DESCRIZIONE DESCRIPTION
	600x420	SPRITZ-64-FF-PG	NERO BLACK
	1100x700	SPRITZ-64-FF-RAL-PG	COLORI RAL RAL COLOURS
	80x80	SPRITZ-64-FF-EXT-PG	FINITURA PER ESTERNO + PRIMER OUTDOOR FINISH + PRIMER
	h900/1100		
	30 kg		



	DIMENSIONI SIZE	CODICE CODE	DESCRIZIONE DESCRIPTION
	800x420	SPRITZ-84-2-FF-PG	NERO BLACK
	1400x900	SPRITZ-84-2-FF-RAL-PG	COLORI RAL RAL COLOURS
	80x80	SPRITZ-84-2-FF-EXT-PG	FINITURA PER ESTERNO + PRIMER OUTDOOR FINISH + PRIMER
	h900/1100		
	40 kg		

TV-SUN

FORNITO CON PIEDINI REGOLABILI
SUPPLIED WITH ADJUSTABLE FEET



	DIMENSIONI SIZE	CODICE CODE	DESCRIZIONE DESCRIPTION
	Ø420	TV-SUN	NERO BLACK
	Ø800	TV-SUN-RAL	COLORI RAL RAL COLOURS
	Ø76	TV-SUN-EXT	FINITURA PER ESTERNO + PRIMER OUTDOOR FINISH + PRIMER
	h720		
	21 kg		



	DIMENSIONI SIZE	CODICE CODE	DESCRIZIONE DESCRIPTION
	Ø420	TV-SUN-FF	NERO BLACK
	Ø700	TV-SUN-FF-RAL	COLORI RAL RAL COLOURS
	Ø76	TV-SUN-FF-EXT	FINITURA PER ESTERNO + PRIMER OUTDOOR FINISH + PRIMER
	h1100		
	23 kg		



	DIMENSIONI SIZE	CODICE CODE	DESCRIZIONE DESCRIPTION
	Ø150-310	JAR-H45	NERO BLACK
	Ø800 700x700	JAR-H45-RAL	COLORI RAL RAL COLOURS
	//	JAR-H45-EXT	FINITURA PER ESTERNO + PRIMER OUTDOOR FINISH + PRIMER
	h450	JAR-H45-POL	FINITURE SPECIALI E 24K LUCIDO/SATINATO/OPACO SPECIAL AND 24K POLISHED/SATIN/MATTE FINISHES
	6 kg	JAR-H45-ANT	FINITURE ANTICATE 24K ANTIQUÉ 24K FINISHES



	DIMENSIONI SIZE	CODICE CODE	DESCRIZIONE DESCRIPTION
	Ø410	JAR-40	NERO BLACK
	Ø1000 800x800	JAR-40-RAL	COLORI RAL RAL COLOURS
	Ø150-410	JAR-40-EXT	FINITURA PER ESTERNO + PRIMER OUTDOOR FINISH + PRIMER
	h725	JAR-40-X	INOX SATINATO SATIN STAINLESS STEEL
	10 kg	JAR-40-POL	FINITURE SPECIALI E 24K LUCIDO/SATINATO/OPACO SPECIAL AND 24K POLISHED/SATIN/MATTE FINISHES
		JAR-40-ANT	FINITURE ANTICATE 24K ANTIQUÉ 24K FINISHES
		JAR-40-GAL	FINITURA ORO GALVANICO LUCIDO/SATINATO/OPACO GALVANIC GOLD POLISHED/SATIN/MATTE FINISH



	DIMENSIONI SIZE	CODICE CODE	DESCRIZIONE DESCRIPTION
	Ø410	JAR-40-FF	NERO BLACK
	Ø800 600x600	JAR-40-FF-RAL	COLORI RAL RAL COLOURS
	Ø150-410	JAR-40-FF-EXT	FINITURA PER ESTERNO + PRIMER OUTDOOR FINISH + PRIMER
	h1115	JAR-40-FF-X	INOX SATINATO SATIN STAINLESS STEEL
	15 kg		



	DIMENSIONI SIZE	CODICE CODE	DESCRIZIONE DESCRIPTION
	Ø1600 1300x1300	JAR-60-RAL	COLORI RAL RAL COLOURS
	//	JAR-60-EXT	FINITURA PER ESTERNO + PRIMER OUTDOOR FINISH + PRIMER
	h725	JAR-60-POL	FINITURE SPECIALI E 24K LUCIDO/SATINATO/OPACO SPECIAL AND 24K POLISHED/SATIN/MATTE FINISHES
	15kg	JAR-60-ANT	FINITURE ANTICATE 24K ANTIQUÉ 24K FINISHES

	DIMENSIONI SIZE	CODICE CODE	DESCRIZIONE DESCRIPTION
	Ø1400 1200x1200	JAR-60-FF-RAL	COLORI RAL RAL COLOURS
	//	JAR-60-FF-EXT	FINITURA PER ESTERNO + PRIMER OUTDOOR FINISH + PRIMER
	h1100	JAR-60-FF-POL	FINITURE SPECIALI E 24K LUCIDO/SATINATO/OPACO SPECIAL AND 24K POLISHED/SATIN/MATTE FINISHES
	20kg	JAR-60-FF-ANT	FINITURE ANTICATE 24K ANTIQUÉ 24K FINISHES

	DIMENSIONI SIZE	CODICE CODE	DESCRIZIONE DESCRIPTION
	Ø1800	JAR-80-RAL	COLORI RAL RAL COLOURS
	//	JAR-80-EXT	FINITURA PER ESTERNO + PRIMER OUTDOOR FINISH + PRIMER
	h725	JAR-80-POL	FINITURE SPECIALI E 24K LUCIDO/SATINATO/OPACO SPECIAL AND 24K POLISHED/SATIN/MATTE FINISHES
	22kg	JAR-80-ANT	FINITURE ANTICATE 24K ANTIQUÉ 24K FINISHES

	DIMENSIONI SIZE	CODICE CODE	DESCRIZIONE DESCRIPTION
	Ø1600	JAR-80-FF-RAL	COLORI RAL RAL COLOURS
	//	JAR-80-FF-EXT	FINITURA PER ESTERNO + PRIMER OUTDOOR FINISH + PRIMER
	h1100	JAR-80-FF-POL	FINITURE SPECIALI E 24K LUCIDO/SATINATO/OPACO SPECIAL AND 24K POLISHED/SATIN/MATTE FINISHES
	30kg	JAR-80-FF-ANT	FINITURE ANTICATE 24K ANTIQUÉ 24K FINISHES

JAR-FAT

LAMIERA PERFORATA
PERFORATED PLATE

FORNITO CON PIEDINI REGOLABILI
SUPPLIED WITH ADJUSTABLE FEET



	DIMENSIONI	CODICE	DESCRIZIONE
	SIZE	CODE	DESCRIPTION
	Ø410	JAR-40-FAT	NERO BLACK
	Ø1200 1000x1000		
	Ø150-410	JAR-40-FAT-RAL	COLORI RAL RAL COLOURS
	h725	JAR-40-FAT-EXT	FINITURA PER ESTERNO + PRIMER OUTDOOR FINISH + PRIMER
	20 kg	JAR-40-FAT-X	INOX SATINATO SATIN STAINLESS STEEL
		JAR-40-FAT-POL	FINITURE SPECIALI E 24K LUCIDO/SATINATO/OPACO SPECIAL AND 24K POLISHED/SATIN/MATTE FINISHES
		JAR-40-FAT-ANT	FINITURE ANTICATE 24K ANTIQUUE 24K FINISHES
		JAR-40-FAT-GAL	FINITURA ORO GALVANICO LUCIDO/SATINATO/OPACO GALVANIC GOLD POLISHED/SATIN/MATTE FINISH









	DIMENSIONI	CODICE	DESCRIZIONE
	SIZE	CODE	DESCRIPTION
	Ø410	JAR-40-FF-FAT	NERO BLACK
	Ø1000 800x800		
	Ø150-410	JAR-40-FF-FAT-RAL	COLORI RAL RAL COLOURS
	h1115	JAR-40-FF-FAT-EXT	FINITURA PER ESTERNO + PRIMER OUTDOOR FINISH + PRIMER
	25 kg	JAR-40-FF-FAT-X	INOX SATINATO SATIN STAINLESS STEEL







JAR-FAT







LAMIERA PERFORATA
PERFORATED PLATE







FORNITO CON PIEDINI REGOLABILI
SUPPLIED WITH ADJUSTABLE FEET



	DIMENSIONI	CODICE	DESCRIZIONE
	SIZE	CODE	DESCRIPTION
	Ø615	JAR-60-FAT	NERO BLACK
	Ø1800 1500x1500	JAR-60-FAT-RAL	COLORI RAL RAL COLOURS
	//	JAR-60-FAT-EXT	FINITURA PER ESTERNO + PRIMER OUTDOOR FINISH + PRIMER
	h725	JAR-60-FAT-POL	FINITURE SPECIALI E 24K LUCIDO/SATINATO/OPACO SPECIAL AND 24K POLISHED/SATIN/MATTE FINISHES
	31kg	JAR-60-FAT-ANT	FINITURE ANTICATE 24K ANTIQUÉ 24K FINISHES

	DIMENSIONI	CODICE	DESCRIZIONE
	SIZE	CODE	DESCRIPTION
	Ø615	JAR-60-FF-FAT	NERO BLACK
	Ø1600 1200x1200	JAR-60-FF-FAT-RAL	COLORI RAL RAL COLOURS
	//	JAR-60-FF-FAT-EXT	FINITURA PER ESTERNO + PRIMER OUTDOOR FINISH + PRIMER
	h1100	JAR-60-FF-FAT-POL	FINITURE SPECIALI E 24K LUCIDO/SATINATO/OPACO SPECIAL AND 24K POLISHED/SATIN/MATTE FINISHES
	36kg	JAR-60-FF-FAT-ANT	FINITURE ANTICATE 24K ANTIQUÉ 24K FINISHES

	DIMENSIONI	CODICE	DESCRIZIONE
	SIZE	CODE	DESCRIPTION
	Ø817	JAR-80-FAT	NERO BLACK
	Ø2000 1600x1600	JAR-80-FAT-RAL	COLORI RAL RAL COLOURS
	//	JAR-80-FAT-EXT	FINITURA PER ESTERNO + PRIMER OUTDOOR FINISH + PRIMER
	h725	JAR-80-FAT-POL	FINITURE SPECIALI E 24K LUCIDO/SATINATO/OPACO SPECIAL AND 24K POLISHED/SATIN/MATTE FINISHES
	47kg	JAR-80-FAT-ANT	FINITURE ANTICATE 24K ANTIQUÉ 24K FINISHES

	DIMENSIONI	CODICE	DESCRIZIONE
	SIZE	CODE	DESCRIPTION
	Ø817	JAR-80-FF-FAT	NERO BLACK
	Ø1800 1300x1300	JAR-80-FF-FAT-RAL	COLORI RAL RAL COLOURS
	//	JAR-80-FF-FAT-EXT	FINITURA PER ESTERNO + PRIMER OUTDOOR FINISH + PRIMER
	h1100	JAR-80-FAT-FF-POL	FINITURE SPECIALI E 24K LUCIDO/SATINATO/OPACO SPECIAL AND 24K POLISHED/SATIN/MATTE FINISHES
	55kg	JAR-80-FAT-FF-ANT	FINITURE ANTICATE 24K ANTIQUÉ 24K FINISHES

BAPIA

*FISSAGGIO A PAVIMENTO (NO PIEDINI)
*FLOOR FIXING (NO FEET)



FORNITO CON PIEDINI REGOLABILI
SUPPLIED WITH ADJUSTABLE FEET



	DIMENSIONI SIZE	CODICE CODE	DESCRIZIONE DESCRIPTION
	Ø250	BAPIA-25 *	COLORI RAL RAL COLOURS
	Ø900/700X700	BAPIA-25-RAL *	INOX E ALLUMINIO LUCIDO POLISHED STAINLESS STEEL AND ALUMINIUM
	Ø76	BAPIA-25-EXT *	FINITURA PER ESTERNO + PRIMER OUTDOOR FINISH + PRIMER
	h720	BAPIA-25-X *	INOX SATINATO SATIN STAINLESS STEEL
	11 kg		



	DIMENSIONI SIZE	CODICE CODE	DESCRIZIONE DESCRIPTION
	Ø250	BAPIA-25-FF*	COLORI RAL RAL COLOURS
	Ø800/700X700	BAPIA-25-FF-RAL*	INOX E ALLUMINIO LUCIDO POLISHED STAINLESS STEEL AND ALUMINIUM
	Ø76	BAPIA-25-FF-EXT*	FINITURA PER ESTERNO + PRIMER OUTDOOR FINISH + PRIMER
	h900/1100	BAPIA-25-FF-X*	INOX SATINATO SATIN STAINLESS STEEL
	13 kg		



	DIMENSIONI SIZE	CODICE CODE	DESCRIZIONE DESCRIPTION
	Ø430	BAPIA-43	NERO BLACK
	Ø900/800x800	BAPIA-43-RAL	COLORI RAL RAL COLOURS
	Ø76	BAPIA-43-EXT	FINITURA PER ESTERNO + PRIMER OUTDOOR FINISH + PRIMER
	h710	BAPIA-43-CR	TUBO CROMATO CHROMED PIPE
	18 kg	BAPIA-43-W6	BASE NERA E COLONNA LEGNO BLACK BASE AND WOODEN COLUMN
		BAPIA-43-RAL-W6	BASE RAL E COLONNA LEGNO RAL BASE AND WOODEN COLUMN
		BAPIA-43-X	INOX SATINATO SATIN STAINLESS STEEL
		BAPIA-43-X-W6	INOX SATINATO E COLONNA LEGNO SATIN STAINLESS STEEL AND WOODEN COLUMN
		BAPIA-43-X-W23	INOX SATINATO E COLONNA LEGNO SATIN STAINLESS STEEL AND WOODEN COLUMN

BAPIA

*FISSAGGIO A PAVIMENTO (NO PIEDINI)
*FLOOR FIXING (NO FEET)



FORNITO CON PIEDINI REGOLABILI
SUPPLIED WITH ADJUSTABLE FEET



	DIMENSIONI SIZE	CODICE CODE	DESCRIZIONE DESCRIPTION
	Ø430	BAPIA-43-FF	NERO BLACK
	Ø800/600x600	BAPIA-43-FF-RAL	COLORI RAL RAL COLOURS
	Ø76	BAPIA-43-FF-EXT	FINITURA PER ESTERNO + PRIMER OUTDOOR FINISH + PRIMER
	h900/1100	BAPIA-43-FF-CR	TUBO CROMATO CHROMED PIPE
	21 kg	BAPIA-43-FF-W6	BASE NERA E COLONNA LEGNO BLACK BASE AND WOODEN COLUMN
		BAPIA-43-FF-RAL-W6	BASE RAL E COLONNA LEGNO RAL BASE AND WOODEN COLUMN
		BAPIA-43-FF-X	INOX SATINATO SATIN STAINLESS STEEL
		BAPIA-43-FF-X-W6	INOX SATINATO E COLONNA LEGNO SATIN STAINLESS STEEL AND WOODEN COLUMN
		BAPIA-43-FF-X-W23	INOX SATINATO E COLONNA LEGNO SATIN STAINLESS STEEL AND WOODEN COLUMN



	DIMENSIONI SIZE	CODICE CODE	DESCRIZIONE DESCRIPTION
	430x430	BAPIA-44	NERO BLACK
	900x900	BAPIA-44-RAL	COLORI RAL RAL COLOURS
	80x80	BAPIA-44-EXT	FINITURA PER ESTERNO + PRIMER OUTDOOR FINISH + PRIMER
	h710	BAPIA-44-CR	TUBO CROMATO CHROMED PIPE
	19 kg	BAPIA-44-W10	BASE NERA E COLONNA LEGNO BLACK BASE AND WOODEN COLUMN
		BAPIA-44-RAL-W10	BASE RAL E COLONNA LEGNO RAL BASE AND WOODEN COLUMN
		BAPIA-44-X	INOX SATINATO SATIN STAINLESS STEEL
		BAPIA-44-X-W10	INOX SATINATO E COLONNA LEGNO SATIN STAINLESS STEEL AND WOODEN COLUMN
		BAPIA-44-X-W21	INOX SATINATO E COLONNA LEGNO SATIN STAINLESS STEEL AND WOODEN COLUMN

BAPIA

FORNITO CON PIEDINI REGOLABILI
SUPPLIED WITH ADJUSTABLE FEET



	DIMENSIONI SIZE	CODICE CODE	DESCRIZIONE DESCRIPTION
	430x430	BAPIA-44-FF	NERO BLACK
	700x700	BAPIA-44-FF-RAL	COLORI RAL RAL COLOURS
	80x80	BAPIA-44-FF-EXT	FINITURA PER ESTERNO + PRIMER OUTDOOR FINISH + PRIMER
	h900/1100	BAPIA-44-FF-CR	TUBO CROMATO CHROMED PIPE
	22 kg	BAPIA-44-FF-W10	BASE NERA E COLONNA LEGNO BLACK BASE AND WOODEN COLUMN
		BAPIA-44-FF-RAL-W10	BASE RAL E COLONNA LEGNO RAL BASE AND WOODEN COLUMN
		BAPIA-44-FF-X	INOX SATINATO SATIN STAINLESS STEEL
		BAPIA-44-FF-X-W10	INOX SATINATO E COLONNA LEGNO SATIN STAINLESS STEEL AND WOODEN COLUMN
		BAPIA-44-FF-X-W21	INOX SATINATO E COLONNA LEGNO SATIN STAINLESS STEEL AND WOODEN COLUMN







	DIMENSIONI SIZE	CODICE CODE	DESCRIZIONE DESCRIPTION
	430x430	BAPIA-44-T	NERO BLACK
	800x800	BAPIA-44-T-RAL	COLORI RAL RAL COLOURS
	Ø76	BAPIA-44-T-EXT	FINITURA PER ESTERNO + PRIMER OUTDOOR FINISH + PRIMER
	h710	BAPIA-44-T-CR	TUBO CROMATO CHROMED PIPE
	17 kg	BAPIA-44-T-W6	BASE NERA E COLONNA LEGNO BLACK BASE AND WOODEN COLUMN
		BAPIA-44-T-RAL-W6	BASE RAL E COLONNA LEGNO RAL BASE AND WOODEN COLUMN
		BAPIA-44-T-X	INOX SATINATO SATIN STAINLESS STEEL
		BAPIA-44-T-X-W6	INOX SATINATO E COLONNA LEGNO SATIN STAINLESS STEEL AND WOODEN COLUMN
		BAPIA-44-T-X-W23	INOX SATINATO E COLONNA LEGNO SATIN STAINLESS STEEL AND WOODEN COLUMN





BAPIA

FORNITO CON PIEDINI REGOLABILI
SUPPLIED WITH ADJUSTABLE FEET



	DIMENSIONI SIZE	CODICE CODE	DESCRIZIONE DESCRIPTION
	430x430	BAPIA-44-T-FF	NERO BLACK
	600x600	BAPIA-44-T-FF-RAL	COLORI RAL RAL COLOURS
	Ø76	BAPIA-44-T-FF-EXT	FINITURA PER ESTERNO + PRIMER OUTDOOR FINISH + PRIMER
	h900/1100	BAPIA-44-T-FF-CR	TUBO CROMATO CHROMED PIPE
	20 kg	BAPIA-44-T-FF-W6	BASE NERA E COLONNA LEGNO BLACK BASE AND WOODEN COLUMN
		BAPIA-44-T-FF-RAL-W6	BASE RAL E COLONNA LEGNO RAL BASE AND WOODEN COLUMN
		BAPIA-44-T-FF-X	INOX SATINATO SATIN STAINLESS STEEL
		BAPIA-44-T-FF-X-W6	INOX SATINATO E COLONNA LEGNO SATIN STAINLESS STEEL AND WOODEN COLUMN
		BAPIA-44-T-FF-X-W23	INOX SATINATO E COLONNA LEGNO SATIN STAINLESS STEEL AND WOODEN COLUMN







	DIMENSIONI SIZE	CODICE CODE	DESCRIZIONE DESCRIPTION
	500x500	BAPIA-56	NERO BLACK
	Ø1000/1000x1000	BAPIA-56-RAL	COLORI RAL RAL COLOURS
	80x80	BAPIA-56-EXT	FINITURA PER ESTERNO + PRIMER OUTDOOR FINISH + PRIMER
	h710	BAPIA-56-CR	TUBO CROMATO CHROMED PIPE
	21 kg	BAPIA-56-W10	BASE NERA E COLONNA LEGNO BLACK BASE AND WOODEN COLUMN
		BAPIA-56-RAL-W10	BASE RAL E COLONNA LEGNO RAL BASE AND WOODEN COLUMN
		BAPIA-56-X	INOX SATINATO SATIN STAINLESS STEEL
		BAPIA-56-X-W10	INOX SATINATO E COLONNA LEGNO SATIN STAINLESS STEEL AND WOODEN COLUMN
		BAPIA-56-X-W21	INOX SATINATO E COLONNA LEGNO SATIN STAINLESS STEEL AND WOODEN COLUMN





BAPIA

FORNITO CON PIEDINI REGOLABILI
SUPPLIED WITH ADJUSTABLE FEET



	DIMENSIONI SIZE	CODICE CODE	DESCRIZIONE DESCRIPTION
	500X500	BAPIA-56-FF	NERO BLACK
	Ø1000/900x900	BAPIA-56-FF-RAL	COLORI RAL RAL COLOURS
	80x80	BAPIA-56-FF-EXT	FINITURA PER ESTERNO + PRIMER OUTDOOR FINISH + PRIMER
	h900/1100	BAPIA-56-FF-CR	TUBO CROMATO CHROMED PIPE
	24 kg	BAPIA-56-FF-W10	BASE NERA E COLONNA LEGNO BLACK BASE AND WOODEN COLUMN
		BAPIA-56-FF-RAL-W10	BASE RAL E COLONNA LEGNO RAL BASE AND WOODEN COLUMN
		BAPIA-56-FF-X	INOX SATINATO SATIN STAINLESS STEEL
		BAPIA-56-FF-X-W10	INOX SATINATO E COLONNA LEGNO SATIN STAINLESS STEEL AND WOODEN COLUMN
		BAPIA-56-FF-X-W21	INOX SATINATO E COLONNA LEGNO SATIN STAINLESS STEEL AND WOODEN COLUMN



	DIMENSIONI SIZE	CODICE CODE	DESCRIZIONE DESCRIPTION
	500X500	BAPIA-56-T	NERO BLACK
	Ø1000/1000x1000	BAPIA-56-T-RAL	COLORI RAL RAL COLOURS
	Ø76	BAPIA-56-T-EXT	FINITURA PER ESTERNO + PRIMER OUTDOOR FINISH + PRIMER
	h710	BAPIA-56-T-CR	TUBO CROMATO CHROMED PIPE
	20 kg	BAPIA-56-T-W6	BASE NERA E COLONNA LEGNO BLACK BASE AND WOODEN COLUMN
		BAPIA-56-T-RAL-W6	BASE RAL E COLONNA LEGNO RAL BASE AND WOODEN COLUMN
		BAPIA-56-T-X	INOX SATINATO SATIN STAINLESS STEEL
		BAPIA-56-T-X-W6	INOX SATINATO E COLONNA LEGNO SATIN STAINLESS STEEL AND WOODEN COLUMN
		BAPIA-56-T-X-W23	INOX SATINATO E COLONNA LEGNO SATIN STAINLESS STEEL AND WOODEN COLUMN

BAPIA

FORNITO CON PIEDINI REGOLABILI
SUPPLIED WITH ADJUSTABLE FEET



	DIMENSIONI SIZE	CODICE CODE	DESCRIZIONE DESCRIPTION
	500X500	BAPIA-56-T-FF	NERO BLACK
	Ø1000/900x900	BAPIA-56-T-FF-RAL	COLORI RAL RAL COLOURS
	Ø76	BAPIA-56-T-FF-EXT	FINITURA PER ESTERNO + PRIMER OUTDOOR FINISH + PRIMER
	h900/1100	BAPIA-56-T-FF-CR	TUBO CROMATO CHROMED PIPE
	23 kg	BAPIA-56-T-FF-W6	BASE NERA E COLONNA LEGNO BLACK BASE AND WOODEN COLUMN
		BAPIA-56-T-FF-RAL-W6	BASE RAL E COLONNA LEGNO RAL BASE AND WOODEN COLUMN
		BAPIA-56-T-FF-X	INOX SATINATO SATIN STAINLESS STEEL
		BAPIA-56-T-FF-X-W6	INOX SATINATO E COLONNA LEGNO SATIN STAINLESS STEEL AND WOODEN COLUMN
		BAPIA-56-T-FF-X-W23	INOX SATINATO E COLONNA LEGNO SATIN STAINLESS STEEL AND WOODEN COLUMN







	DIMENSIONI SIZE	CODICE CODE	DESCRIZIONE DESCRIPTION
	Ø600	BAPIA-60	NERO BLACK
	Ø1200/1000x1000	BAPIA-60-RAL	COLORI RAL RAL COLOURS
	Ø76	BAPIA-60-EXT	FINITURA PER ESTERNO + PRIMER OUTDOOR FINISH + PRIMER
	h710	BAPIA-60-CR	TUBO CROMATO CHROMED PIPE
	22 kg	BAPIA-60-W6	BASE NERA E COLONNA LEGNO BLACK BASE AND WOODEN COLUMN
		BAPIA-60-RAL-W6	BASE RAL E COLONNA LEGNO RAL BASE AND WOODEN COLUMN
		BAPIA-60-X	INOX SATINATO SATIN STAINLESS STEEL
		BAPIA-60-X-W6	INOX SATINATO E COLONNA LEGNO SATIN STAINLESS STEEL AND WOODEN COLUMN
		BAPIA-60-X-W23	INOX SATINATO E COLONNA LEGNO SATIN STAINLESS STEEL AND WOODEN COLUMN





BAPIA

FORNITO CON PIEDINI REGOLABILI
SUPPLIED WITH ADJUSTABLE FEET



	DIMENSIONI SIZE	CODICE CODE	DESCRIZIONE DESCRIPTION
	Ø600	BAPIA-60-FF	NERO BLACK
	Ø900/800x800	BAPIA-60-FF-RAL	COLORI RAL RAL COLOURS
	Ø76	BAPIA-60-FF-EXT	FINITURA PER ESTERNO + PRIMER OUTDOOR FINISH + PRIMER
	h900/1100	BAPIA-60-FF-CR	TUBO CROMATO CHROMED PIPE
	25 kg	BAPIA-60-FF-W6	BASE NERA E COLONNA LEGNO BLACK BASE AND WOODEN COLUMN
		BAPIA-60-FF-RAL-W6	BASE RAL E COLONNA LEGNO RAL BASE AND WOODEN COLUMN
		BAPIA-60-FF-X	INOX SATINATO SATIN STAINLESS STEEL
		BAPIA-60-FF-X-W6	INOX SATINATO E COLONNA LEGNO SATIN STAINLESS STEEL AND WOODEN COLUMN
		BAPIA-60-FF-X-W23	INOX SATINATO E COLONNA LEGNO SATIN STAINLESS STEEL AND WOODEN COLUMN



	DIMENSIONI SIZE	CODICE CODE	DESCRIZIONE DESCRIPTION
	600x420	BAPIA-64	NERO BLACK
	1200x900	BAPIA-64-RAL	COLORI RAL RAL COLOURS
	80x80	BAPIA-64-EXT	FINITURA PER ESTERNO + PRIMER OUTDOOR FINISH + PRIMER
	h710	BAPIA-64-CR	TUBO CROMATO CHROMED PIPE
	23 kg	BAPIA-64-W10	BASE NERA E COLONNA LEGNO BLACK BASE AND WOODEN COLUMN
		BAPIA-64-RAL-W10	BASE RAL E COLONNA LEGNO RAL BASE AND WOODEN COLUMN
		BAPIA-64-X	INOX SATINATO SATIN STAINLESS STEEL
		BAPIA-64-X-W10	INOX SATINATO E COLONNA LEGNO SATIN STAINLESS STEEL AND WOODEN COLUMN
		BAPIA-64-X-W21	INOX SATINATO E COLONNA LEGNO SATIN STAINLESS STEEL AND WOODEN COLUMN

BAPIA

FORNITO CON PIEDINI REGOLABILI
SUPPLIED WITH ADJUSTABLE FEET



	DIMENSIONI SIZE	CODICE CODE	DESCRIZIONE DESCRIPTION
	600x420	BAPIA-64-FF	NERO BLACK
	1000x700	BAPIA-64-FF-RAL	COLORI RAL RAL COLOURS
	80x80	BAPIA-64-FF-EXT	FINITURA PER ESTERNO + PRIMER OUTDOOR FINISH + PRIMER
	h900/1100	BAPIA-64-FF-CR	TUBO CROMATO CHROMED PIPE
	26 kg	BAPIA-64-FF-W10	BASE NERA E COLONNA LEGNO BLACK BASE AND WOODEN COLUMN
		BAPIA-64-FF-RAL-W10	BASE RAL E COLONNA LEGNO RAL BASE AND WOODEN COLUMN
		BAPIA-64-FF-X	INOX SATINATO SATIN STAINLESS STEEL
		BAPIA-64-FF-X-W10	INOX SATINATO E COLONNA LEGNO SATIN STAINLESS STEEL AND WOODEN COLUMN
		BAPIA-64-FF-X-W21	INOX SATINATO E COLONNA LEGNO SATIN STAINLESS STEEL AND WOODEN COLUMN







	DIMENSIONI SIZE	CODICE CODE	DESCRIZIONE DESCRIPTION
	600x420	BAPIA-64-T	NERO BLACK
	1200x900	BAPIA-64-T-RAL	COLORI RAL RAL COLOURS
	Ø76	BAPIA-64-T-EXT	FINITURA PER ESTERNO + PRIMER OUTDOOR FINISH + PRIMER
	h710	BAPIA-64-T-CR	TUBO CROMATO CHROMED PIPE
	22 kg	BAPIA-64-T-W6	BASE NERA E COLONNA LEGNO BLACK BASE AND WOODEN COLUMN
		BAPIA-64-T-RAL-W6	BASE RAL E COLONNA LEGNO RAL BASE AND WOODEN COLUMN
		BAPIA-64-T-X	INOX SATINATO SATIN STAINLESS STEEL
		BAPIA-64-T-X-W6	INOX SATINATO E COLONNA LEGNO SATIN STAINLESS STEEL AND WOODEN COLUMN
		BAPIA-64-T-X-W23	INOX SATINATO E COLONNA LEGNO SATIN STAINLESS STEEL AND WOODEN COLUMN





BAPIA

FORNITO CON PIEDINI REGOLABILI
SUPPLIED WITH ADJUSTABLE FEET













	DIMENSIONI SIZE	CODICE CODE	DESCRIZIONE DESCRIPTION
	600x420	BAPIA-64-T-FF	NERO BLACK
	1100x700	BAPIA-64-T-FF-RAL	COLORI RAL RAL COLOURS
	Ø76	BAPIA-64-T-FF-EXT	FINITURA PER ESTERNO + PRIMER OUTDOOR FINISH + PRIMER
	h900/1100	BAPIA-64-T-FF-CR	TUBO CROMATO CHROMED PIPE
	25 kg	BAPIA-64-T-FF-W6	BASE NERA E COLONNA LEGNO BLACK BASE AND WOODEN COLUMN
		BAPIA-64-T-FF-RAL-W6	BASE RAL E COLONNA LEGNO RAL BASE AND WOODEN COLUMN
		BAPIA-64-T-FF-X	INOX SATINATO SATIN STAINLESS STEEL
		BAPIA-64-T-FF-X-W6	INOX SATINATO E COLONNA LEGNO SATIN STAINLESS STEEL AND WOODEN COLUMN
		BAPIA-64-T-FF-X-W23	INOX SATINATO E COLONNA LEGNO SATIN STAINLESS STEEL AND WOODEN COLUMN

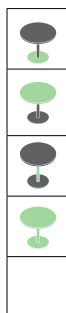


	DIMENSIONI SIZE	CODICE CODE	DESCRIZIONE DESCRIPTION
	800x420	BAPIA-84-2	NERO BLACK
	1800x900	BAPIA-84-2-RAL	COLORI RAL RAL COLOURS
	80x80	BAPIA-84-2-EXT	FINITURA PER ESTERNO + PRIMER OUTDOOR FINISH + PRIMER
	h710	BAPIA-84-2-CR	TUBO CROMATO CHROMED PIPE
	33 kg	BAPIA-84-2-W10	BASE NERA E COLONNA LEGNO BLACK BASE AND WOODEN COLUMN
		BAPIA-84-2-RAL-W10	BASE RAL E COLONNA LEGNO RAL BASE AND WOODEN COLUMN
		BAPIA-84-2-X	INOX SATINATO SATIN STAINLESS STEEL
		BAPIA-84-2-X-W10	INOX SATINATO E COLONNA LEGNO SATIN STAINLESS STEEL AND WOODEN COLUMN
		BAPIA-84-2-X-W21	INOX SATINATO E COLONNA LEGNO SATIN STAINLESS STEEL AND WOODEN COLUMN



	DIMENSIONI	CODICE	DESCRIZIONE
	SIZE	CODE	DESCRIPTION
	800x420	BAPIA-84-2-FF	NERO BLACK
	1200x700	BAPIA-84-2-FF-RAL	COLORI RAL RAL COLOURS
	80x80	BAPIA-84-2-FF-EXT	FINITURA PER ESTERNO + PRIMER OUTDOOR FINISH + PRIMER
	h900/1100	BAPIA-84-2-FF-CR	TUBO CROMATO CHROMED PIPE
	37 kg	BAPIA-84-2-FF-W10	BASE NERA E COLONNA LEGNO BLACK BASE AND WOODEN COLUMN
		BAPIA-84-2-FF-RAL-W10	BASE RAL E COLONNA LEGNO RAL BASE AND WOODEN COLUMN
		BAPIA-84-2-FF-X	INOX SATINATO SATIN STAINLESS STEEL
		BAPIA-84-2-FF-XW10	INOX SATINATO E COLONNA LEGNO SATIN STAINLESS STEEL AND WOODEN COLUMN
		BAPIA-84-2-FF-X-W21	INOX SATINATO E COLONNA LEGNO SATIN STAINLESS STEEL AND WOODEN COLUMN

	DIMENSIONI	CODICE	DESCRIZIONE
	SIZE	CODE	DESCRIPTION
	800x420	BAPIA-84-2-T	NERO BLACK
	1800x900	BAPIA-84-2-T-RAL	COLORI RAL RAL COLOURS
	Ø76	BAPIA-84-2-T-EXT	FINITURA PER ESTERNO + PRIMER OUTDOOR FINISH + PRIMER
	h710	BAPIA-84-2-T-CR	TUBO CROMATO CHROMED PIPE
	31 kg	BAPIA-84-2-T-W6	BASE NERA E COLONNA LEGNO BLACK BASE AND WOODEN COLUMN
		BAPIA-84-2-T-RAL-W6	BASE RAL E COLONNA LEGNO RAL BASE AND WOODEN COLUMN
		BAPIA-84-2-T-X	INOX SATINATO SATIN STAINLESS STEEL
		BAPIA-84-2-T-X-W6	INOX SATINATO E COLONNA LEGNO SATIN STAINLESS STEEL AND WOODEN COLUMN
		BAPIA-84-2-T-X-W23	INOX SATINATO E COLONNA LEGNO SATIN STAINLESS STEEL AND WOODEN COLUMN



	DIMENSIONI SIZE	CODICE CODE	DESCRIZIONE DESCRIPTION
	800x420	BAPIA-84-2-T-FF	NERO BLACK
	1200x700	BAPIA-84-2-T-FF-RAL	COLORI RAL RAL COLOURS
	Ø76	BAPIA-84-2-T-FF-EXT	FINITURA PER ESTERNO + PRIMER OUTDOOR FINISH + PRIMER
	h900/1100	BAPIA-84-2-T-FF-CR	TUBO CROMATO CHROMED PIPE
	35 kg	BAPIA-84-2-T-FF-W6	BASE NERA E COLONNA LEGNO BLACK BASE AND WOODEN COLUMN
		BAPIA-84-2-T-FF-RAL-W6	BASE RAL E COLONNA LEGNO RAL BASE AND WOODEN COLUMN
		BAPIA-84-2-T-FF-X	INOX SATINATO SATIN STAINLESS STEEL
		BAPIA-84-2-T-FF-X-W6	INOX SATINATO E COLONNA LEGNO SATIN STAINLESS STEEL AND WOODEN COLUMN
		BAPIA-84-2-T-FF-X-W23	INOX SATINATO E COLONNA LEGNO SATIN STAINLESS STEEL AND WOODEN COLUMN

BAPIA-LIB

FORNITO CON PIEDINI REGOLABILI
SUPPLIED WITH ADJUSTABLE FEET



	DIMENSIONI SIZE	CODICE CODE	DESCRIZIONE DESCRIPTION
	Ø430	BAPIA-43-LIB-RAL	COLORI RAL RAL COLOURS
	Ø900/800x800	BAPIA-43-LIB-XAL	INOX E ALLUMINIO LUCIDO POLISHED STAINLESS STEEL AND ALUMINIUM
	Ø90	BAPIA-43-LIB-POL	FINITURE SPECIALI E 24K LUCIDO/SATINATO/OPACO SPECIAL AND 24K POLISHED/SATIN/MATTE FINISHES
	h710	BAPIA-43-LIB-ANT	FINITURE ANTICATE 24K ANTIQUÉ 24K FINISHES
	19 kg	BAPIA-43-LIB-GAL	FINITURA ORO GALVANICO LUCIDO/SATINATO/OPACO GALVANIC GOLD POLISHED/SATIN/MATTE FINISH







	DIMENSIONI SIZE	CODICE CODE	DESCRIZIONE DESCRIPTION
	Ø430	BAPIA-43-LIB-FF-RAL	COLORI RAL RAL COLOURS
	Ø800/600x600	BAPIA-43-LIB-FF-XAL	INOX E ALLUMINIO LUCIDO POLISHED STAINLESS STEEL AND ALUMINIUM
	Ø90	BAPIA-43-LIB-FF-POL	FINITURE SPECIALI E 24K LUCIDO/SATINATO/OPACO SPECIAL AND 24K POLISHED/SATIN/MATTE FINISHES
	h1100	BAPIA-43-LIB-FF-ANT	FINITURE ANTICATE 24K ANTIQUÉ 24K FINISHES
	25 kg	BAPIA-43-LIB-FF-GAL	FINITURA ORO GALVANICO LUCIDO/SATINATO/OPACO GALVANIC GOLD POLISHED/SATIN/MATTE FINISH





BAPIA-LIB

FORNITO CON PIEDINI REGOLABILI
SUPPLIED WITH ADJUSTABLE FEET



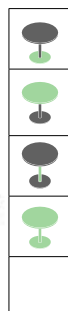
	DIMENSIONI SIZE	CODICE CODE	DESCRIZIONE DESCRIPTION
	Ø600	BAPIA-60-LIB-RAL	COLORI RAL RAL COLOURS
	Ø1300/1000x1000	BAPIA-60-LIB-XAL	INOX E ALLUMINIO LUCIDO POLISHED STAINLESS STEEL AND ALUMINIUM
	Ø90	BAPIA-60-LIB-POL	FINITURE SPECIALI E 24K LUCIDO/SATINATO/OPACO SPECIAL AND 24K POLISHED/SATIN/MATTE FINISHES
	h710	BAPIA-60-LIB-ANT	FINITURE ANTICATE 24K ANTIQUÉ 24K FINISHES
	19 kg	BAPIA-60-LIB-GAL	FINITURA ORO GALVANICO LUCIDO/SATINATO/OPACO GALVANIC GOLD POLISHED/SATIN/MATTE FINISH



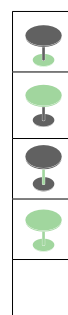
	DIMENSIONI SIZE	CODICE CODE	DESCRIZIONE DESCRIPTION
	Ø600	BAPIA-60-LIB-FF-RAL	COLORI RAL RAL COLOURS
	Ø900/800x800	BAPIA-60-LIB-FF-XAL	INOX E ALLUMINIO LUCIDO POLISHED STAINLESS STEEL AND ALUMINIUM
	Ø90	BAPIA-60-LIB-FF-POL	FINITURE SPECIALI E 24K LUCIDO/SATINATO/OPACO SPECIAL AND 24K POLISHED/SATIN/MATTE FINISHES
	h1100	BAPIA-60-LIB-FF-ANT	FINITURE ANTICATE 24K ANTIQUÉ 24K FINISHES
	25 kg	BAPIA-60-LIB-FF-GAL	FINITURA ORO GALVANICO LUCIDO/SATINATO/OPACO GALVANIC GOLD POLISHED/SATIN/MATTE FINISH

BAPIA-LIB

FORNITO CON PIEDINI REGOLABILI
SUPPLIED WITH ADJUSTABLE FEET



DIMENSIONI SIZE	CODICE CODE	DESCRIZIONE DESCRIPTION
430x430	BAPIA-44-LIB-RAL	COLORI RAL RAL COLOURS
Ø800	BAPIA-44-LIB-XAL	INOX E ALLUMINIO LUCIDO POLISHED STAINLESS STEEL AND ALUMINIUM
Ø90	BAPIA-44-LIB-POL	FINITURE SPECIALI E 24K LUCIDO/SATINATO/OPACO SPECIAL AND 24K POLISHED/SATIN/MATTE FINISHES
h710	BAPIA-44-LIB-ANT	FINITURE ANTICATE 24K ANTIQUÉ 24K FINISHES
20 kg	BAPIA-44-LIB-GAL	FINITURA ORO GALVANICO LUCIDO/SATINATO/OPACO GALVANIC GOLD POLISHED/SATIN/MATTE FINISH



DIMENSIONI SIZE	CODICE CODE	DESCRIZIONE DESCRIPTION
430x430	BAPIA-44-LIB-FF-RAL	COLORI RAL RAL COLOURS
600x600	BAPIA-44-LIB-FF-XAL	INOX E ALLUMINIO LUCIDO POLISHED STAINLESS STEEL AND ALUMINIUM
Ø90	BAPIA-44-LIB-FF-POL	FINITURE SPECIALI E 24K LUCIDO/SATINATO/OPACO SPECIAL AND 24K POLISHED/SATIN/MATTE FINISHES
h1100	BAPIA-44-LIB-FF-ANT	FINITURE ANTICATE 24K ANTIQUÉ 24K FINISHES
23kg	BAPIA-44-LIB-FF-GAL	FINITURA ORO GALVANICO LUCIDO/SATINATO/OPACO GALVANIC GOLD POLISHED/SATIN/MATTE FINISH

BAPIA-LIB

FORNITO CON PIEDINI REGOLABILI
SUPPLIED WITH ADJUSTABLE FEET



	DIMENSIONI SIZE	CODICE CODE	DESCRIZIONE DESCRIPTION
	500x500	BAPIA-56-LIB-RAL	COLORI RAL RAL COLOURS
	Ø1000/1000x1000	BAPIA-56-LIB-XAL	INOX E ALLUMINIO LUCIDO POLISHED STAINLESS STEEL AND ALUMINIUM
	Ø90	BAPIA-56-LIB-POL	FINITURE SPECIALI E 24K LUCIDO/SATINATO/OPACO SPECIAL AND 24K POLISHED/SATIN/MATTE FINISHES
	h710	BAPIA-56-LIB-ANT	FINITURE ANTICATE 24K ANTIQUÉ 24K FINISHES
	24 kg	BAPIA-56-LIB-GAL	FINITURA ORO GALVANICO LUCIDO/SATINATO/OPACO GALVANIC GOLD POLISHED/SATIN/MATTE FINISH








	DIMENSIONI SIZE	CODICE CODE	DESCRIZIONE DESCRIPTION
	500x500	BAPIA-56-LIB-FF-RAL	COLORI RAL RAL COLOURS
	Ø1000/900x900	BAPIA-56-LIB-FF-XAL	INOX E ALLUMINIO LUCIDO POLISHED STAINLESS STEEL AND ALUMINIUM
	Ø90	BAPIA-56-LIB-FF-POL	FINITURE SPECIALI E 24K LUCIDO/SATINATO/OPACO SPECIAL AND 24K POLISHED/SATIN/MATTE FINISHES
	h1100	BAPIA-56-LIB-FF-ANT	FINITURE ANTICATE 24K ANTIQUÉ 24K FINISHES
	27 kg	BAPIA-56-LIB-FF-GAL	FINITURA ORO GALVANICO LUCIDO/SATINATO/OPACO GALVANIC GOLD POLISHED/SATIN/MATTE FINISH






BAPIA-LIB

FORNITO CON PIEDINI REGOLABILI
SUPPLIED WITH ADJUSTABLE FEET



	DIMENSIONI SIZE	CODICE CODE	DESCRIZIONE DESCRIPTION
	600x420	BAPIA-64-LIB-RAL	COLORI RAL RAL COLOURS
	1200x900	BAPIA-64-LIB-XAL	INOX E ALLUMINIO LUCIDO POLISHED STAINLESS STEEL AND ALUMINIUM
	Ø90	BAPIA-64-LIB-POL	FINITURE SPECIALI E 24K LUCIDO/SATINATO/OPACO SPECIAL AND 24K POLISHED/SATIN/MATTE FINISHES
	h710	BAPIA-64-LIB-ANT	FINITURE ANTICATE 24K ANTIQUÉ 24K FINISHES
	27 kg	BAPIA-64-LIB-GAL	FINITURA ORO GALVANICO LUCIDO/SATINATO/OPACO GALVANIC GOLD POLISHED/SATIN/MATTE FINISH

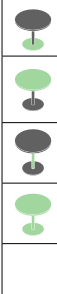



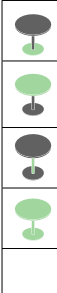
	DIMENSIONI SIZE	CODICE CODE	DESCRIZIONE DESCRIPTION
	600x420	BAPIA-64-LIB-FF-RAL	COLORI RAL RAL COLOURS
	1000x700	BAPIA-64-LIB-FF-XAL	INOX E ALLUMINIO LUCIDO POLISHED STAINLESS STEEL AND ALUMINIUM
	Ø90	BAPIA-64-LIB-FF-POL	FINITURE SPECIALI E 24K LUCIDO/SATINATO/OPACO SPECIAL AND 24K POLISHED/SATIN/MATTE FINISHES
	h1100	BAPIA-64-LIB-FF-ANT	FINITURE ANTICATE 24K ANTIQUÉ 24K FINISHES
	29 kg	BAPIA-64-LIB-FF-GAL	FINITURA ORO GALVANICO LUCIDO/SATINATO/OPACO GALVANIC GOLD POLISHED/SATIN/MATTE FINISH

BAPIA-LIB

FORNITO CON PIEDINI REGOLABILI
SUPPLIED WITH ADJUSTABLE FEET



 	DIMENSIONI	CODICE	DESCRIZIONE
	SIZE	CODE	DESCRIPTION
	800x420	BAPIA-84-2-LIB-RAL	COLORI RAL RAL COLOURS
	1800x900	BAPIA-84-2-LIB-XAL	INOX E ALLUMINIO LUCIDO POLISHED STAINLESS STEEL AND ALUMINIUM
	Ø90	BAPIA-84-2-LIB-POL	FINITURE SPECIALI E 24K LUCIDO/SATINATO/OPACO SPECIAL AND 24K POLISHED/SATIN/MATTE FINISHES
	h710	BAPIA-84-2-LIB-ANT	FINITURE ANTICATE 24K ANTIQUÉ 24K FINISHES
	38 kg	BAPIA-84-2-LIB-GAL	FINITURA ORO GALVANICO LUCIDO/SATINATO/OPACO GALVANIC GOLD POLISHED/SATIN/MATTE FINISH

 	DIMENSIONI	CODICE	DESCRIZIONE
	SIZE	CODE	DESCRIPTION
	800x420	BAPIA-84-2-LIB-FF-RAL	COLORI RAL RAL COLOURS
	1200x700	BAPIA-84-2-LIB-FF-XAL	INOX E ALLUMINIO LUCIDO POLISHED STAINLESS STEEL AND ALUMINIUM
	Ø90	BAPIA-84-2-LIB-FF-POL	FINITURE SPECIALI E 24K LUCIDO/SATINATO/OPACO SPECIAL AND 24K POLISHED/SATIN/MATTE FINISHES
	h1100	BAPIA-84-2-LIB-FF-ANT	FINITURE ANTICATE 24K ANTIQUÉ 24K FINISHES
	42 kg	BAPIA-84-2-LIB-FF-GAL	FINITURA ORO GALVANICO LUCIDO/SATINATO/OPACO GALVANIC GOLD POLISHED/SATIN/MATTE FINISH

ROUNDED

FORNITO CON PIEDINI REGOLABILI
SUPPLIED WITH ADJUSTABLE FEET



DIMENSIONI SIZE	CODICE CODE	DESCRIZIONE DESCRIPTION
420x420	ROUNDED-43-T	NERO BLACK
Ø800	ROUNDED-43-T-RAL	COLORI RAL RAL COLOURS
Ø76	ROUNDED-43-T-EXT	FINITURA PER ESTERNO + PRIMER OUTDOOR FINISH + PRIMER
h730	ROUNDED-43-T-CR	TUBO CROMATO CHROMED PIPE
	ROUNDED-43-T-W6	BASE NERA E COLONNA LEGNO BLACK BASE AND WOODEN COLUMN
	ROUNDED-43-T-RAL-W6	BASE RAL E COLONNA LEGNO RAL BASE AND WOODEN COLUMN
	ROUNDED-43-T-X	INOX SATINATO SATIN STAINLESS STEEL
	ROUNDED-43-T-X-W6	INOX SATINATO E COLONNA LEGNO BRUSHED STAINLESS AND WOODEN COLUMN
	ROUNDED-43-T-XL	INOX LUCIDO POLISHED STAINLESS
	ROUNDED-43-T-XL-W6	INOX LUCIDO E COLONNA LEGNO POLISHED STAINLESS AND WOODEN COLUMN
	ROUNDED-43-T-XL-CR	INOX LUCIDO E TUBO CROMATO POLISHED STAINLESS AND CHROME COATED PIPE
	ROUNDED-43-T-POL	FINITURE SPECIALI E 24K LUCIDO/SATINATO/OPACO SPECIAL AND 24K POLISHED/SATIN/MATTE FINISHES
	ROUNDED-43-T-ANT	FINITURE ANTICATE 24K ANTIQUÉ 24K FINISHES
	ROUNDED-43-T-GAL	FINITURA ORO GALVANICO LUCIDO/SATINATO/OPACO GALVANIC GOLD POLISHED/SATIN/MATTE FINISH















DIMENSIONI SIZE	CODICE CODE	DESCRIZIONE DESCRIPTION
420x420	ROUNDED-43-T-FF	NERO BLACK
Ø600	ROUNDED-43-T-FF-RAL	COLORI RAL RAL COLOURS
Ø76	ROUNDED-43-T-FF-EXT	FINITURA PER ESTERNO + PRIMER OUTDOOR FINISH + PRIMER
h900/1100	ROUNDED-43-T-FF-CR	TUBO CROMATO CHROMED PIPE
	ROUNDED-43-T-FF-W6	BASE NERA E COLONNA LEGNO BLACK BASE AND WOODEN COLUMN
	ROUNDED-43-T-FF-RAL-W6	BASE RAL E COLONNA LEGNO RAL BASE AND WOODEN COLUMN
	ROUNDED-43-T-FF-X	INOX SATINATO SATIN STAINLESS STEEL
	ROUNDED-43-T-FF-X-W6	INOX SATINATO E COLONNA LEGNO BRUSHED STAINLESS AND WOODEN COLUMN
	ROUNDED-43-T-FF-XL	INOX LUCIDO POLISHED STAINLESS
	ROUNDED-43-T-FF-XL-W6	INOX LUCIDO E COLONNA LEGNO POLISHED STAINLESS AND WOODEN COLUMN
	ROUNDED-43-T-FF-XL-CR	INOX LUCIDO E TUBO CROMATO POLISHED STAINLESS AND CHROME COATED PIPE
	ROUNDED-43-T-POL	FINITURE SPECIALI E 24K LUCIDO/SATINATO/OPACO SPECIAL AND 24K POLISHED/SATIN/MATTE FINISHES
	ROUNDED-43-T-ANT	FINITURE ANTICATE 24K ANTIQUÉ 24K FINISHES
	ROUNDED-43-T-GAL	FINITURA ORO GALVANICO LUCIDO/SATINATO/OPACO GALVANIC GOLD POLISHED/SATIN/MATTE FINISH

ROUNDED

FORNITO CON PIEDINI REGOLABILI
SUPPLIED WITH ADJUSTABLE FEET









	DIMENSIONI	CODICE	DESCRIZIONE
	SIZE	CODE	DESCRIPTION
	600x600	ROUNDED-60-T	NERO BLACK
	Ø1500/1200x1200	ROUNDED-60-T-RAL	COLORI RAL RAL COLOURS
	Ø76	ROUNDED-60-T-EXT	FINITURA PER ESTERNO + PRIMER OUTDOOR FINISH + PRIMER
	h730	ROUNDED-60-T-CR	TUBO CROMATO CHROMED PIPE
	30 kg	ROUNDED-60-T-W6	BASE NERA E COLONNA LEGNO BLACK BASE AND WOODEN COLUMN
		ROUNDED-60-T-RAL-W6	BASE RAL E COLONNA LEGNO RAL BASE AND WOODEN COLUMN
		ROUNDED-60-T-X	INOX SATINATO SATIN STAINLESS STEEL
		ROUNDED-60-T-X-W6	INOX SATINATO E COLONNA LEGNO BRUSHED STAINLESS AND WOODEN COLUMN
		ROUNDED-60-T-XL	INOX LUCIDO POLISHED STAINLESS
		ROUNDED-60-T-XL-W6	INOX LUCIDO E COLONNA LEGNO POLISHED STAINLESS AND WOODEN COLUMN
		ROUNDED-60-T-XL-CR	INOX LUCIDO E TUBO CROMATO POLISHED STAINLESS AND CHROME COATED PIPE
		ROUNDED-60-T-POL	FINITURE SPECIALI E 24K LUCIDO/SATINATO/OPACO SPECIAL AND 24K POLISHED/SATIN/MATTE FINISHES
		ROUNDED-60-T-ANT	FINITURE ANTICATE 24K ANTIQUÉ 24K FINISHES
		ROUNDED-60-T-GAL	FINITURA ORO GALVANICO LUCIDO/SATINATO/OPACO GALVANIC GOLD POLISHED/SATIN/MATTE FINISH







	DIMENSIONI	CODICE	DESCRIZIONE
	SIZE	CODE	DESCRIPTION
	600x600	ROUNDED-60-T-FF	NERO BLACK
	Ø1000/900x900	ROUNDED-60-T-FF-RAL	COLORI RAL RAL COLOURS
	Ø76	ROUNDED-60-T-FF-EXT	FINITURA PER ESTERNO + PRIMER OUTDOOR FINISH + PRIMER
	h900/1100	ROUNDED-60-T-FF-CR	TUBO CROMATO CHROMED PIPE
	32 kg	ROUNDED-60-T-FF-W6	BASE NERA E COLONNA LEGNO BLACK BASE AND WOODEN COLUMN
		ROUNDED-60-T-FF-RAL-W6	BASE RAL E COLONNA LEGNO RAL BASE AND WOODEN COLUMN
		ROUNDED-60-T-FF-X	INOX SATINATO SATIN STAINLESS STEEL
		ROUNDED-60-T-FF-X-W6	INOX SATINATO E COLONNA LEGNO BRUSHED STAINLESS AND WOODEN COLUMN
		ROUNDED-60-T-FF-XL	INOX LUCIDO POLISHED STAINLESS
		ROUNDED-60-T-FF-XL-W6	INOX LUCIDO E COLONNA LEGNO POLISHED STAINLESS AND WOODEN COLUMN
		ROUNDED-60-T-FF-XL-CR	INOX LUCIDO E TUBO CROMATO POLISHED STAINLESS AND CHROME COATED PIPE
		ROUNDED-60-T-FF-POL	FINITURE SPECIALI E 24K LUCIDO/SATINATO/OPACO SPECIAL AND 24K POLISHED/SATIN/MATTE FINISHES
		ROUNDED-60-T-FF-ANT	FINITURE ANTICATE 24K ANTIQUÉ 24K FINISHES
		ROUNDED-60-T-FF-GAL	FINITURA ORO GALVANICO LUCIDO/SATINATO/OPACO GALVANIC GOLD POLISHED/SATIN/MATTE FINISH

ROUNDED

FORNITO CON PIEDINI REGOLABILI
SUPPLIED WITH ADJUSTABLE FEET



	DIMENSIONI	CODICE	DESCRIZIONE
	SIZE	CODE	DESCRIPTION
	600x420	ROUNDED-64-T	NERO BLACK
	1200x900	ROUNDED-64-T-RAL	COLORI RAL RAL COLOURS
	Ø76	ROUNDED-64-T-EXT	FINITURA PER ESTERNO + PRIMER OUTDOOR FINISH + PRIMER
	h730	ROUNDED-64-T-CR	TUBO CROMATO CHROMED PIPE
	26 kg	ROUNDED-64-T-W6	BASE NERA E COLONNA LEGNO BLACK BASE AND WOODEN COLUMN
		ROUNDED-64-T-RAL-W6	BASE RAL E COLONNA LEGNO RAL BASE AND WOODEN COLUMN
		ROUNDED-64-T-X	INOX SATINATO SATIN STAINLESS STEEL
		ROUNDED-64-T-X-W6	INOX SATINATO E COLONNA LEGNO BRUSHED STAINLESS AND WOODEN COLUMN
		ROUNDED-64-T-XL	INOX LUCIDO POLISHED STAINLESS
		ROUNDED-64-T-XL-W6	INOX LUCIDO E COLONNA LEGNO POLISHED STAINLESS AND WOODEN COLUMN
		ROUNDED-64-T-XL-CR	INOX LUCIDO E TUBO CROMATO POLISHED STAINLESS AND CHROME COATED PIPE
		ROUNDED-64-T-POL	FINITURE SPECIALI E 24K LUCIDO/SATINATO/OPACO SPECIAL AND 24K POLISHED/SATIN/MATTE FINISHES
		ROUNDED-64-T-ANT	FINITURE ANTICATE 24K ANTIQUÉ 24K FINISHES
		ROUNDED-64-T-GAL	FINITURA ORO GALVANICO LUCIDO/SATINATO/OPACO GALVANIC GOLD POLISHED/SATIN/MATTE FINISH

	DIMENSIONI	CODICE	DESCRIZIONE
	SIZE	CODE	DESCRIPTION
	600x420	ROUNDED-64-T-FF	NERO BLACK
	1000x700	ROUNDED-64-T-FF-RAL	COLORI RAL RAL COLOURS
	Ø76	ROUNDED-64-T-FF-EXT	FINITURA PER ESTERNO + PRIMER OUTDOOR FINISH + PRIMER
	h900/1100	ROUNDED-64-T-FF-CR	TUBO CROMATO CHROMED PIPE
	29 kg	ROUNDED-64-T-FF-W6	BASE NERA E COLONNA LEGNO BLACK BASE AND WOODEN COLUMN
		ROUNDED-64-T-FF-RAL-W6	BASE RAL E COLONNA LEGNO RAL BASE AND WOODEN COLUMN
		ROUNDED-64-T-FF-X	INOX SATINATO SATIN STAINLESS STEEL
		ROUNDED-64-T-FF-X-W6	INOX SATINATO E COLONNA LEGNO BRUSHED STAINLESS AND WOODEN COLUMN
		ROUNDED-64-T-FF-XL	INOX LUCIDO POLISHED STAINLESS
		ROUNDED-64-T-FF-XL-W6	INOX LUCIDO E COLONNA LEGNO POLISHED STAINLESS AND WOODEN COLUMN
		ROUNDED-64-T-FF-XL-CR	INOX LUCIDO E TUBO CROMATO POLISHED STAINLESS AND CHROME COATED PIPE
		ROUNDED-64-T-FF-POL	FINITURE SPECIALI E 24K LUCIDO/SATINATO/OPACO SPECIAL AND 24K POLISHED/SATIN/MATTE FINISHES
		ROUNDED-64-T-FF-ANT	FINITURE ANTICATE 24K ANTIQUÉ 24K FINISHES
		ROUNDED-64-T-FF-GAL	FINITURA ORO GALVANICO LUCIDO/SATINATO/OPACO GALVANIC GOLD POLISHED/SATIN/MATTE FINISH

ROUNDED

FORNITO CON PIEDINI REGOLABILI
SUPPLIED WITH ADJUSTABLE FEET



DIMENSIONI SIZE	CODICE CODE	DESCRIZIONE DESCRIPTION
1800x900	ROUNDED-84-2-T-RAL	COLORI RAL RAL COLOURS
Ø76	ROUNDED-84-2-T-EXT	FINITURA PER ESTERNO + PRIMER OUTDOOR FINISH + PRIMER
h730	ROUNDED-84-2-T-CR	TUBO CROMATO CHROMED PIPE
31 kg	ROUNDED-84-2-T-W6	BASE NERA E COLONNA LEGNO BLACK BASE AND WOODEN COLUMN
	ROUNDED-84-2-T-RAL-W6	BASE RAL E COLONNA LEGNO RAL BASE AND WOODEN COLUMN
	ROUNDED-84-2-T-X	INOX SATINATO SATIN STAINLESS STEEL
	ROUNDED-84-2-T-X-W6	INOX SATINATO E COLONNA LEGNO BRUSHED STAINLESS AND WOODEN COLUMN
	ROUNDED-84-2-T-XL	INOX LUCIDO POLISHED STAINLESS
	ROUNDED-84-2-T-XL-W6	INOX LUCIDO E COLONNA LEGNO POLISHED STAINLESS AND WOODEN COLUMN
	ROUNDED-84-2-T-XL-CR	INOX LUCIDO E TUBO CROMATO POLISHED STAINLESS AND CHROME COATED PIPE
	ROUNDED-84-2-T-POL	FINITURE SPECIALI E 24K LUCIDO/SATINATO/OPACO SPECIAL AND 24K POLISHED/SATIN/MATTE FINISHES
	ROUNDED-84-2-T-ANT	FINITURE ANTICATE 24K ANTIQUÉ 24K FINISHES
	ROUNDED-84-2-T-GAL	FINITURA ORO GALVANICO LUCIDO/SATINATO/OPACO GALVANIC GOLD POLISHED/SATIN/MATTE FINISH

DIMENSIONI SIZE	CODICE CODE	DESCRIZIONE DESCRIPTION
1200x700	ROUNDED-84-2-T-FF-RAL	COLORI RAL RAL COLOURS
Ø76	ROUNDED-84-2-T-FF-EXT	FINITURA PER ESTERNO + PRIMER OUTDOOR FINISH + PRIMER
h900/1100	ROUNDED-84-2-T-FF-CR	TUBO CROMATO CHROMED PIPE
38 kg	ROUNDED-84-2-T-FF-W6	BASE NERA E COLONNA LEGNO BLACK BASE AND WOODEN COLUMN
	ROUNDED-84-2-T-FF-RAL-W6	BASE RAL E COLONNA LEGNO RAL BASE AND WOODEN COLUMN
	ROUNDED-84-2-T-FF-X	INOX SATINATO SATIN STAINLESS STEEL
	ROUNDED-84-2-T-FF-X-W6	INOX SATINATO + COLONNA IN LEGNO BRUSHED STAINLESS AND WOODEN COLUMN
	ROUNDED-84-2-T-FF-XL	INOX LUCIDO POLISHED STAINLESS
	ROUNDED-84-2-T-FF-XL-W6	INOX LUCIDO + COLONNA IN LEGNO POLISHED STAINLESS AND WOODEN COLUMN
	ROUNDED-84-2-T-FF-XL-CR	INOX LUCIDO E TUBO CROMATO POLISHED STAINLESS AND CHROME COATED PIPE
	ROUNDED-84-2-T-FF-POL	FINITURE SPECIALI E 24K LUCIDO/SATINATO/OPACO SPECIAL AND 24K POLISHED/SATIN/MATTE FINISHES
	ROUNDED-84-2-T-FF-ANT	FINITURE ANTICATE 24K ANTIQUÉ 24K FINISHES
	ROUNDED-84-2-T-FF-GAL	FINITURA ORO GALVANICO LUCIDO/SATINATO/OPACO GALVANIC GOLD POLISHED/SATIN/MATTE FINISH

ROUNDED-LIB

FORNITO CON PIEDINI REGOLABILI
SUPPLIED WITH ADJUSTABLE FEET



	DIMENSIONI SIZE	CODICE CODE	DESCRIZIONE DESCRIPTION
	420x420	ROUNDED-43-LIB-RAL	COLORI RAL RAL COLOURS
	Ø800	ROUNDED-43-LIB-XAL	INOX E ALLUMINIO LUCIDO POLISHED STAINLESS STEEL AND ALUMINIUM
	Ø90	ROUNDED-43-LIB-POL	FINITURE SPECIALI E 24K LUCIDO/SATINATO/OPACO SPECIAL AND 24K POLISHED/SATIN/MATTE FINISHES
	h730	ROUNDED-43-LIB-ANT	FINITURE ANTICATE 24K ANTIQUÉ 24K FINISHES
	19 kg	ROUNDED-43-LIB-GAL	FINITURA ORO GALVANICO LUCIDO/SATINATO/OPACO GALVANIC GOLD POLISHED/SATIN/MATTE FINISH



	DIMENSIONI SIZE	CODICE CODE	DESCRIZIONE DESCRIPTION
	420x420	ROUNDED-43-LIB-FF-RAL	COLORI RAL RAL COLOURS
	Ø600	ROUNDED-43-LIB-FF-XAL	INOX E ALLUMINIO LUCIDO POLISHED STAINLESS STEEL AND ALUMINIUM
	Ø90	ROUNDED-43-LIB-FF-POL	FINITURE SPECIALI E 24K LUCIDO/SATINATO/OPACO SPECIAL AND 24K POLISHED/SATIN/MATTE FINISHES
	h1100	ROUNDED-43-LIB-FF-ANT	FINITURE ANTICATE 24K ANTIQUÉ 24K FINISHES
	22 kg	ROUNDED-43-LIB-FF-GAL	FINITURA ORO GALVANICO LUCIDO/SATINATO/OPACO GALVANIC GOLD POLISHED/SATIN/MATTE FINISH

ROUNDED-LIB

FORNITO CON PIEDINI REGOLABILI
SUPPLIED WITH ADJUSTABLE FEET



	DIMENSIONI SIZE	CODICE CODE	DESCRIZIONE DESCRIPTION
	600x600	ROUNDED-60-LIB-RAL	COLORI RAL RAL COLOURS
	Ø1500/1200x1200	ROUNDED-60-LIB-XAL	INOX E ALLUMINIO LUCIDO POLISHED STAINLESS STEEL AND ALUMINIUM
	Ø90	ROUNDED-60-LIB-POL	FINITURE SPECIALI E 24K LUCIDO/SATINATO/OPACO SPECIAL AND 24K POLISHED/SATIN/MATTE FINISHES
	h7300	ROUNDED-60-LIB-ANT	FINITURE ANTICATE 24K ANTIQUE 24K FINISHES
	35 kg	ROUNDED-60-LIB-GAL	FINITURA ORO GALVANICO LUCIDO/SATINATO/OPACO GALVANIC GOLD POLISHED/SATIN/MATTE FINISH








	DIMENSIONI SIZE	CODICE CODE	DESCRIZIONE DESCRIPTION
	600x600	ROUNDED-60-LIB-FF-RAL	COLORI RAL RAL COLOURS
	Ø1000/900x900	ROUNDED-60-LIB-FF-XAL	INOX E ALLUMINIO LUCIDO POLISHED STAINLESS STEEL AND ALUMINIUM
	Ø90	ROUNDED-60-LIB-FF-POL	FINITURE SPECIALI E 24K LUCIDO/SATINATO/OPACO SPECIAL AND 24K POLISHED/SATIN/MATTE FINISHES
	h1100	ROUNDED-60-LIB-FF-ANT	FINITURE ANTICATE 24K ANTIQUE 24K FINISHES
	38 kg	ROUNDED-60-LIB-FF-GAL	FINITURA ORO GALVANICO LUCIDO/SATINATO/OPACO GALVANIC GOLD POLISHED/SATIN/MATTE FINISH






ROUNDED-LIB

FORNITO CON PIEDINI REGOLABILI
SUPPLIED WITH ADJUSTABLE FEET



	DIMENSIONI SIZE	CODICE CODE	DESCRIZIONE DESCRIPTION
	600x420	ROUNDED-64-LIB-RAL	COLORI RAL RAL COLOURS
	1200x900	ROUNDED-64-LIB-XAL	INOX E ALLUMINIO LUCIDO POLISHED STAINLESS STEEL AND ALUMINIUM
	Ø90	ROUNDED-64-LIB-POL	FINITURE SPECIALI E 24K LUCIDO/SATINATO/OPACO SPECIAL AND 24K POLISHED/SATIN/MATTE FINISHES
	h730	ROUNDED-64-LIB-ANT	FINITURE ANTICATE 24K ANTIQUÉ 24K FINISHES
	24 kg	ROUNDED-64-LIB-GAL	FINITURA ORO GALVANICO LUCIDO/SATINATO/OPACO GALVANIC GOLD POLISHED/SATIN/MATTE FINISH















	DIMENSIONI SIZE	CODICE CODE	DESCRIZIONE DESCRIPTION
	600x420	ROUNDED-64-LIB-FF-RAL	COLORI RAL RAL COLOURS
	1000x700	ROUNDED-64-LIB-FF-XAL	INOX E ALLUMINIO LUCIDO POLISHED STAINLESS STEEL AND ALUMINIUM
	Ø90	ROUNDED-64-LIB-FF-POL	FINITURE SPECIALI E 24K LUCIDO/SATINATO/OPACO SPECIAL AND 24K POLISHED/SATIN/MATTE FINISHES
	h1100	ROUNDED-64-LIB-FF-ANT	FINITURE ANTICATE 24K ANTIQUÉ 24K FINISHES
	27 kg	ROUNDED-64-LIB-FF-GAL	FINITURA ORO GALVANICO LUCIDO/SATINATO/OPACO GALVANIC GOLD POLISHED/SATIN/MATTE FINISH

ROUNDED-LIB

FORNITO CON PIEDINI REGOLABILI
SUPPLIED WITH ADJUSTABLE FEET







	DIMENSIONI	CODICE	DESCRIZIONE
	SIZE	CODE	DESCRIPTION
	 800x420	ROUNDED-84-2-LIB-RAL	COLORI RAL RAL COLOURS
	 1800x900	ROUNDED-84-2-LIB-XAL	INOX E ALLUMINIO LUCIDO POLISHED STAINLESS STEEL AND ALUMINIUM
	 Ø90	ROUNDED-84-2-LIB-POL	FINITURE SPECIALI E 24K LUCIDO/SATINATO/OPACO SPECIAL AND 24K POLISHED/SATIN/MATTE FINISHES
	 h730	ROUNDED-84-2-LIB-ANT	FINITURE ANTICATE 24K ANTIQUÉ 24K FINISHES
	 36 kg	ROUNDED-84-2-LIB-GAL	FINITURA ORO GALVANICO LUCIDO/SATINATO/OPACO GALVANIC GOLD POLISHED/SATIN/MATTE FINISH

	DIMENSIONI	CODICE	DESCRIZIONE
	SIZE	CODE	DESCRIPTION
	 800x420	ROUNDED-84-2-LIB-FF-RAL	COLORI RAL RAL COLOURS
	 1100x700	ROUNDED-84-2-LIB-FF-XAL	INOX E ALLUMINIO LUCIDO POLISHED STAINLESS STEEL AND ALUMINIUM
	 Ø90	ROUNDED-84-2-LIB-FF-POL	FINITURE SPECIALI E 24K LUCIDO/SATINATO/OPACO SPECIAL AND 24K POLISHED/SATIN/MATTE FINISHES
	 h1100	ROUNDED-84-2-LIB-FF-ANT	FINITURE ANTICATE 24K ANTIQUÉ 24K FINISHES
	 39 kg	ROUNDED-84-2-LIB-FF-GAL	FINITURA ORO GALVANICO LUCIDO/SATINATO/OPACO GALVANIC GOLD POLISHED/SATIN/MATTE FINISH





SLOGI

FORNITO CON PIEDINI REGOLABILI
SUPPLIED WITH ADJUSTABLE FEET



	DIMENSIONI SIZE	CODICE CODE	DESCRIZIONE DESCRIPTION
	Ø400	SLOGI-40	NERO BLACK
	Ø900/800x800	SLOGI-40-RAL	COLORI RAL RAL COLOURS
	Ø60	SLOGI-40-EXT	FINITURA PER ESTERNO + PRIMER OUTDOOR FINISH + PRIMER
	h730	SLOGI-40-XAL	INOX E ALLUMINIO LUCIDO POLISHED STAINLESS STEEL AND ALUMINIUM
	kg 16	SLOGI-40-XAS	INOX E ALLUMINIO SATINATO SATIN STAINLESS STEEL AND ALUMINIUM
		SLOGI-40-POL	FINITURE SPECIALI E 24K LUCIDO/SATINATO/OPACO SPECIAL AND 24K POLISHED/SATIN/MATTE FINISHES
		SLOGI-40-ANT	FINITURE ANTICATE 24K ANTIQUÉ 24K FINISHES
		SLOGI-40-GAL	FINITURA ORO GALVANICO LUCIDO/SATINATO/OPACO GALVANIC GOLD POLISHED/SATIN/MATTE FINISH







	DIMENSIONI SIZE	CODICE CODE	DESCRIZIONE DESCRIPTION
	Ø450	SLOGI-45	NERO BLACK
	Ø1000/800x800	SLOGI-45-RAL	COLORI RAL RAL COLOURS
	Ø60	SLOGI-45-EXT	FINITURA PER ESTERNO + PRIMER OUTDOOR FINISH + PRIMER
	h730	SLOGI-45-XAL	INOX E ALLUMINIO LUCIDO POLISHED STAINLESS STEEL AND ALUMINIUM
	kg 18	SLOGI-45-XAS	INOX E ALLUMINIO SATINATO SATIN STAINLESS STEEL AND ALUMINIUM
		SLOGI-45-POL	FINITURE SPECIALI E 24K LUCIDO/SATINATO/OPACO SPECIAL AND 24K POLISHED/SATIN/MATTE FINISHES
		SLOGI-45-ANT	FINITURE ANTICATE 24K ANTIQUÉ 24K FINISHES
		SLOGI-45-GAL	FINITURA ORO GALVANICO LUCIDO/SATINATO/OPACO GALVANIC GOLD POLISHED/SATIN/MATTE FINISH





SLOGI

FORNITO CON PIEDINI REGOLABILI
SUPPLIED WITH ADJUSTABLE FEET



	DIMENSIONI SIZE	CODICE CODE	DESCRIZIONE DESCRIPTION
	Ø600	SLOGI-60	NERO BLACK
	Ø1300/1000x1000	SLOGI-60-RAL	COLORI RAL RAL COLOURS
	Ø60	SLOGI-60-EXT	FINITURA PER ESTERNO + PRIMER OUTDOOR FINISH + PRIMER
	h730	SLOGI-60-XAL	INOX E ALLUMINIO LUCIDO POLISHED STAINLESS STEEL AND ALUMINIUM
	kg 20	SLOGI-60-XAS	INOX E ALLUMINIO SATINATO SATIN STAINLESS STEEL AND ALUMINIUM
		SLOGI-60-POL	FINITURE SPECIALI E 24K LUCIDO/SATINATO/OPACO SPECIAL AND 24K POLISHED/SATIN/MATTE FINISHES
		SLOGI-60-ANT	FINITURE ANTICATE 24K ANTIQUÉ 24K FINISHES
		SLOGI-60-GAL	FINITURA ORO GALVANICO LUCIDO/SATINATO/OPACO GALVANIC GOLD POLISHED/SATIN/MATTE FINISH















	DIMENSIONI SIZE	CODICE CODE	DESCRIZIONE DESCRIPTION
	800x420	SLOGI-84	NERO BLACK
	1800x900	SLOGI-84-RAL	COLORI RAL RAL COLOURS
	Ø60	SLOGI-84-EXT	FINITURA PER ESTERNO + PRIMER OUTDOOR FINISH + PRIMER
	h730	SLOGI-84-2-XAL	INOX E ALLUMINIO LUCIDO POLISHED STAINLESS STEEL AND ALUMINIUM
	kg 30	SLOGI-84-2-XAS	INOX E ALLUMINIO SATINATO SATIN STAINLESS STEEL AND ALUMINIUM
		SLOGI-84-2-POL	FINITURE SPECIALI E 24K LUCIDO/SATINATO/OPACO SPECIAL AND 24K POLISHED/SATIN/MATTE FINISHES
		SLOGI-84-2-ANT	FINITURE ANTICATE 24K ANTIQUÉ 24K FINISHES
		SLOGI-84-2-GAL	FINITURA ORO GALVANICO LUCIDO/SATINATO/OPACO GALVANIC GOLD POLISHED/SATIN/MATTE FINISH







ECLISSE







FORNITO CON PIEDINI REGOLABILI
SUPPLIED WITH ADJUSTABLE FEET



	DIMENSIONI	CODICE	DESCRIZIONE
	SIZE	CODE	DESCRIPTION
	 Ø400	ECLISSE-40-XAL	INOX E ALLUMINIO LUCIDO <i>POLISHED STAINLESS STEEL AND ALUMINIUM</i>
	 Ø900/800x800	ECLISSE-40-POL	FINITURE SPECIALI E 24K LUCIDO/SATINATO/OPACO <i>SPECIAL AND 24K POLISHED/SATIN/MATTE FINISHES</i>
	 Ø60	ECLISSE-40-ANT	FINITURE ANTICATE 24K <i>ANTIQUÉ 24K FINISHES</i>
 h730	ECLISSE-40-GAL	FINITURA ORO GALVANICO LUCIDO/SATINATO/OPACO <i>GALVANIC GOLD POLISHED/SATIN/MATTE FINISH</i>	
 kg 17			

	DIMENSIONI	CODICE	DESCRIZIONE
	SIZE	CODE	DESCRIPTION
	 Ø450	ECLISSE-45-XAL	INOX E ALLUMINIO LUCIDO <i>POLISHED STAINLESS STEEL AND ALUMINIUM</i>
	 Ø1000/800x800	ECLISSE-40-POL	FINITURE SPECIALI E 24K LUCIDO/SATINATO/OPACO <i>SPECIAL AND 24K POLISHED/SATIN/MATTE FINISHES</i>
	 Ø60	ECLISSE-40-ANT	FINITURE ANTICATE 24K <i>ANTIQUÉ 24K FINISHES</i>
 h730	ECLISSE-40-GAL	FINITURA ORO GALVANICO LUCIDO/SATINATO/OPACO <i>GALVANIC GOLD POLISHED/SATIN/MATTE FINISH</i>	
 kg 19			







	DIMENSIONI	CODICE	DESCRIZIONE
	SIZE	CODE	DESCRIPTION
	 Ø600	ECLISSE-60-XAL	INOX E ALLUMINIO LUCIDO <i>POLISHED STAINLESS STEEL AND ALUMINIUM</i>
	 Ø1300/1000x1000	ECLISSE-60-POL	FINITURE SPECIALI E 24K LUCIDO/SATINATO/OPACO <i>SPECIAL AND 24K POLISHED/SATIN/MATTE FINISHES</i>
	 Ø60	ECLISSE-60-ANT	FINITURE ANTICATE 24K <i>ANTIQUÉ 24K FINISHES</i>
 h730	ECLISSE-60-GAL	FINITURA ORO GALVANICO LUCIDO/SATINATO/OPACO <i>GALVANIC GOLD POLISHED/SATIN/MATTE FINISH</i>	
 kg 21			







	DIMENSIONI	CODICE	DESCRIZIONE
	SIZE	CODE	DESCRIPTION
	 400X400	ECLISSE-44-XAL	INOX E ALLUMINIO LUCIDO <i>POLISHED STAINLESS STEEL AND ALUMINIUM</i>
	 800X800/900X900	ECLISSE-44-POL	FINITURE SPECIALI E 24K LUCIDO/SATINATO/OPACO <i>SPECIAL AND 24K POLISHED/SATIN/MATTE FINISHES</i>
	 Ø60	ECLISSE-44-ANT	FINITURE ANTICATE 24K <i>ANTIQUÉ 24K FINISHES</i>
 h730	ECLISSE-44-GAL	FINITURA ORO GALVANICO LUCIDO/SATINATO/OPACO <i>GALVANIC GOLD POLISHED/SATIN/MATTE FINISH</i>	
 kg 18			







ECLISSE







FORNITO CON PIEDINI REGOLABILI
SUPPLIED WITH ADJUSTABLE FEET



	DIMENSIONI	CODICE	DESCRIZIONE
	SIZE	CODE	DESCRIPTION
	450X450	ECLISSE-46-XAL	INOX E ALLUMINIO LUCIDO <i>POLISHED STAINLESS STEEL AND ALUMINIUM</i>
	800X800/900X900	ECLISSE-46-POL	FINITURE SPECIALI E 24K LUCIDO/SATINATO/OPACO <i>SPECIAL AND 24K POLISHED/SATIN/MATTE FINISHES</i>
	Ø60	ECLISSE-46-ANT	FINITURE ANTICATE 24K <i>ANTIQUÉ 24K FINISHES</i>
	h730	ECLISSE-46-GAL	FINITURA ORO GALVANICO LUCIDO/SATINATO/OPACO <i>GALVANIC GOLD POLISHED/SATIN/MATTE FINISH</i>
	kg 20		

	DIMENSIONI	CODICE	DESCRIZIONE
	SIZE	CODE	DESCRIPTION
	600X600	ECLISSE-66-XAL	INOX E ALLUMINIO LUCIDO <i>POLISHED STAINLESS STEEL AND ALUMINIUM</i>
	800X800/900X900	ECLISSE-66-POL	FINITURE SPECIALI E 24K LUCIDO/SATINATO/OPACO <i>SPECIAL AND 24K POLISHED/SATIN/MATTE FINISHES</i>
	Ø60	ECLISSE-66-ANT	FINITURE ANTICATE 24K <i>ANTIQUÉ 24K FINISHES</i>
	h730	ECLISSE-66-GAL	FINITURA ORO GALVANICO LUCIDO/SATINATO/OPACO <i>GALVANIC GOLD POLISHED/SATIN/MATTE FINISH</i>
	kg 30		

	DIMENSIONI	CODICE	DESCRIZIONE
	SIZE	CODE	DESCRIPTION
	600X420	ECLISSE-64-XAL	INOX E ALLUMINIO LUCIDO <i>POLISHED STAINLESS STEEL AND ALUMINIUM</i>
	1800X900	ECLISSE-64-POL	FINITURE SPECIALI E 24K LUCIDO/SATINATO/OPACO <i>SPECIAL AND 24K POLISHED/SATIN/MATTE FINISHES</i>
	Ø60	ECLISSE-64-ANT	FINITURE ANTICATE 24K <i>ANTIQUÉ 24K FINISHES</i>
	h730	ECLISSE-64-GAL	FINITURA ORO GALVANICO LUCIDO/SATINATO/OPACO <i>GALVANIC GOLD POLISHED/SATIN/MATTE FINISH</i>
	kg 28		

	DIMENSIONI	CODICE	DESCRIZIONE
	SIZE	CODE	DESCRIPTION
	800X420	ECLISSE-84-2-XAL	INOX E ALLUMINIO LUCIDO <i>POLISHED STAINLESS STEEL AND ALUMINIUM</i>
	1800X900	ECLISSE-84-2-POL	FINITURE SPECIALI E 24K LUCIDO/SATINATO/OPACO <i>SPECIAL AND 24K POLISHED/SATIN/MATTE FINISHES</i>
	Ø60	ECLISSE-84-2-ANT	FINITURE ANTICATE 24K <i>ANTIQUÉ 24K FINISHES</i>
	h730	ECLISSE-84-2-GAL	FINITURA ORO GALVANICO LUCIDO/SATINATO/OPACO <i>GALVANIC GOLD POLISHED/SATIN/MATTE FINISH</i>
	kg 36		

RIFT

FORNITO CON PIEDINI REGOLABILI
SUPPLIED WITH ADJUSTABLE FEET



	DIMENSIONI SIZE	CODICE CODE	DESCRIZIONE DESCRIPTION
	420x420	RIFT-43	NERO BLACK
	Ø800	RIFT-43-RAL	COLORI RAL RAL COLOURS
	Ø50	RIFT-43-EXT	FINITURA PER ESTERNO + PRIMER OUTDOOR FINISH + PRIMER
	h720	RIFT-43-X	INOX SATINATO SATIN STAINLESS STEEL
	22 kg	RIFT-43-XL	INOX LUCIDO POLISHED STAINLESS
		RIFT-43-POL	FINITURE SPECIALI E 24K LUCIDO/SATINATO/OPACO SPECIAL AND 24K POLISHED/SATIN/MATTE FINISHES
		RIFT-43-ANT	FINITURE ANTICATE 24K ANTIQUÉ 24K FINISHES
		RIFT-43-GAL	FINITURA ORO GALVANICO LUCIDO/SATINATO/OPACO GALVANIC GOLD POLISHED/SATIN/MATTE FINISH













	DIMENSIONI SIZE	CODICE CODE	DESCRIZIONE DESCRIPTION
	420x420	RIFT-43-FF	NERO BLACK
	Ø700	RIFT-43-FF-RAL	COLORI RAL RAL COLOURS
	Ø50	RIFT-43-FF-EXT	FINITURA PER ESTERNO + PRIMER OUTDOOR FINISH + PRIMER
	h900/1100	RIFT-43-FF-X	INOX SATINATO SATIN STAINLESS STEEL
	24 kg	RIFT-43-FF-XL	INOX LUCIDO POLISHED STAINLESS
		RIFT-43-FF-POL	FINITURE SPECIALI E 24K LUCIDO/SATINATO/OPACO SPECIAL AND 24K POLISHED/SATIN/MATTE FINISHES
		RIFT-43-FF-ANT	FINITURE ANTICATE 24K ANTIQUÉ 24K FINISHES
		RIFT-43-FF-GAL	FINITURA ORO GALVANICO LUCIDO/SATINATO/OPACO GALVANIC GOLD POLISHED/SATIN/MATTE FINISH

RIFT






FORNITO CON PIEDINI REGOLABILI
SUPPLIED WITH ADJUSTABLE FEET








	DIMENSIONI	CODICE	DESCRIZIONE
	SIZE	CODE	DESCRIPTION
	600x420	RIFT-64	NERO BLACK
	1200x900	RIFT-64-RAL	COLORI RAL RAL COLOURS
	Ø50	RIFT-64-EXT	FINITURA PER ESTERNO + PRIMER OUTDOOR FINISH + PRIMER
	h720	RIFT-64-X	INOX SATINATO SATIN STAINLESS STEEL
	26 kg	RIFT-64-XL	INOX LUCIDO POLISHED STAINLESS
		RIFT-64-POL	FINITURE SPECIALI E 24K LUCIDO/SATINATO/OPACO SPECIAL AND 24K POLISHED/SATIN/MATTE FINISHES
		RIFT-64-ANT	FINITURE ANTICATE 24K ANTIQUÉ 24K FINISHES
		RIFT-64-GAL	FINITURA ORO GALVANICO LUCIDO/SATINATO/OPACO GALVANIC GOLD POLISHED/SATIN/MATTE FINISH

	DIMENSIONI	CODICE	DESCRIZIONE
	SIZE	CODE	DESCRIPTION
	600x420	RIFT-64-FF	NERO BLACK
	1000x700	RIFT-64-FF-RAL	COLORI RAL RAL COLOURS
	Ø50	RIFT-64-FF-EXT	FINITURA PER ESTERNO + PRIMER OUTDOOR FINISH + PRIMER
	h900/1100	RIFT-64-FF-X	INOX SATINATO SATIN STAINLESS STEEL
	28 kg	RIFT-64-FF-XL	INOX LUCIDO POLISHED STAINLESS
		RIFT-64-FF-POL	FINITURE SPECIALI E 24K LUCIDO/SATINATO/OPACO SPECIAL AND 24K POLISHED/SATIN/MATTE FINISHES
		RIFT-64-FF-ANT	FINITURE ANTICATE 24K ANTIQUÉ 24K FINISHES
		RIFT-64-FF-GAL	FINITURA ORO GALVANICO LUCIDO/SATINATO/OPACO GALVANIC GOLD POLISHED/SATIN/MATTE FINISH



	DIMENSIONI	CODICE	DESCRIZIONE
	SIZE	CODE	DESCRIPTION
	800x420	RIFT-84-2	NERO BLACK
	1800x900	RIFT-84-2-RAL	COLORI RAL RAL COLOURS
	Ø50	RIFT-84-2-EXT	FINITURA PER ESTERNO + PRIMER OUTDOOR FINISH + PRIMER
	h720	RIFT-84-2-X	INOX SATINATO SATIN STAINLESS STEEL
	34 kg	RIFT-84-2-XL	INOX LUCIDO POLISHED STAINLESS
		RIFT-84-2-POL	FINITURE SPECIALI E 24K LUCIDO/SATINATO/OPACO SPECIAL AND 24K POLISHED/SATIN/MATTE FINISHES
		RIFT-84-2-ANT	FINITURE ANTICATE 24K ANTIQUE 24K FINISHES
		RIFT-84-2-GAL	FINITURA ORO GALVANICO LUCIDO/SATINATO/OPACO GALVANIC GOLD POLISHED/SATIN/MATTE FINISH

	DIMENSIONI	CODICE	DESCRIZIONE
	SIZE	CODE	DESCRIPTION
	800x420	RIFT-84-2-FF	NERO BLACK
	1100x700	RIFT-84-2-FF-RAL	COLORI RAL RAL COLOURS
	Ø50	RIFT-84-2-FF-EXT	FINITURA PER ESTERNO + PRIMER OUTDOOR FINISH + PRIMER
	h900/1100	RIFT-84-2-FF-X	INOX SATINATO SATIN STAINLESS STEEL
	38 kg	RIFT-84-2-FF-XL	INOX LUCIDO POLISHED STAINLESS
		RIFT-84-2-FF-POL	FINITURE SPECIALI E 24K LUCIDO/SATINATO/OPACO SPECIAL AND 24K POLISHED/SATIN/MATTE FINISHES
		RIFT-84-2-FF-ANT	FINITURE ANTICATE 24K ANTIQUE 24K FINISHES
		RIFT-84-2-FF-GAL	FINITURA ORO GALVANICO LUCIDO/SATINATO/OPACO GALVANIC GOLD POLISHED/SATIN/MATTE FINISH

CONO

FISSAGGIO A PAVIMENTO (NO PIEDINI)
FLOOR FIXING (NO FEET)



	DIMENSIONI SIZE	CODICE CODE	DESCRIZIONE DESCRIPTION
	Ø205	CONO	NERO BLACK
	Ø800	CONO-RAL	COLORI RAL RAL COLOURS
	85/205	CONO-EXT	FINITURA PER ESTERNO + PRIMER OUTDOOR FINISH + PRIMER
	h720	CONO-XL	INOX LUCIDO POLISHED STAINLESS
	15 kg	CONO-POL	FINITURE SPECIALI E 24K LUCIDO/SATINATO/OPACO SPECIAL AND 24K POLISHED/SATIN/MATTE FINISHES
		CONO-ANT	FINITURE ANTICATE 24K ANTIQUÉ 24K FINISHES
		CONO-GAL	FINITURA ORO GALVANICO LUCIDO/SATINATO/OPACO GALVANIC GOLD POLISHED/SATIN/MATTE FINISH



	DIMENSIONI SIZE	CODICE CODE	DESCRIZIONE DESCRIPTION
	Ø205	CONO-FF	NERO BLACK
	Ø600	CONO-FF-RAL	COLORI RAL RAL COLOURS
	85/205	CONO-FF-EXT	FINITURA PER ESTERNO + PRIMER OUTDOOR FINISH + PRIMER
	h1100	CONO-FF-XL	INOX LUCIDO POLISHED STAINLESS
	18 kg	CONO-FF-POL	FINITURE SPECIALI E 24K LUCIDO/SATINATO/OPACO SPECIAL AND 24K POLISHED/SATIN/MATTE FINISHES
		CONO-FF-ANT	FINITURE ANTICATE 24K ANTIQUÉ 24K FINISHES
		CONO-FF-GAL	FINITURA ORO GALVANICO LUCIDO/SATINATO/OPACO GALVANIC GOLD POLISHED/SATIN/MATTE FINISH

SLICONO

FORNITO CON PIEDINI REGOLABILI
SUPPLIED WITH ADJUSTABLE FEET



	DIMENSIONI SIZE	CODICE CODE	DESCRIZIONE DESCRIPTION
	Ø450	SLICONO-45	NERO BLACK
	Ø1000	SLICONO-45-RAL	COLORI RAL RAL COLOURS
	Ø76-180	SLICONO-45-EXT	FINITURA PER ESTERNO + PRIMER OUTDOOR FINISH + PRIMER
	h730	SLICONO-45-XL	INOX LUCIDO POLISHED STAINLESS
	24 kg	SLICONO-45-W32	COLONNA LEGNO WOODEN COLUMN
		SLICONO-45-POL	FINITURE SPECIALI E 24K LUCIDO/SATINATO/OPACO SPECIAL AND 24K POLISHED/SATIN/MATTE FINISHES
		SLICONO-45-ANT	FINITURE ANTICATE 24K ANTIQUÉ 24K FINISHES
		SLICONO-45-GAL	FINITURA ORO GALVANICO LUCIDO/SATINATO/OPACO GALVANIC GOLD POLISHED/SATIN/MATTE FINISH



	DIMENSIONI SIZE	CODICE CODE	DESCRIZIONE DESCRIPTION
	Ø450	SLICONO-45-FF	NERO BLACK
	Ø800	SLICONO-45-FF-RAL	COLORI RAL RAL COLOURS
	Ø76-180	SLICONO-45-FF-EXT	FINITURA PER ESTERNO + PRIMER OUTDOOR FINISH + PRIMER
	h1100	SLICONO-45-FF-XL	INOX LUCIDO POLISHED STAINLESS
	28 kg	SLICONO-45-FF-POL	FINITURE SPECIALI E 24K LUCIDO/SATINATO/OPACO SPECIAL AND 24K POLISHED/SATIN/MATTE FINISHES
		SLICONO-45-FF-ANT	FINITURE ANTICATE 24K ANTIQUÉ 24K FINISHES
		SLICONO-45-FF-GAL	FINITURA ORO GALVANICO LUCIDO/SATINATO/OPACO GALVANIC GOLD POLISHED/SATIN/MATTE FINISH

SLICONO

FORNITO CON PIEDINI REGOLABILI
SUPPLIED WITH ADJUSTABLE FEET



	DIMENSIONI SIZE	CODICE CODE	DESCRIZIONE DESCRIPTION
	Ø600	SLICONO-60	NERO BLACK
	Ø1300/1000x1000	SLICONO-60-RAL	COLORI RAL RAL COLOURS
	Ø76-180	SLICONO-60-EXT	FINITURA PER ESTERNO + PRIMER OUTDOOR FINISH + PRIMER
	h730	SLICONO-60-XL	INOX LUCIDO POLISHED STAINLESS
	32 kg	SLICONO-60-W32	COLONNA LEGNO WOODEN COLUMN
		SLICONO-60-POL	FINITURE SPECIALI E 24K LUCIDO/SATINATO/OPACO SPECIAL AND 24K POLISHED/SATIN/MATTE FINISHES
		SLICONO-60-ANT	FINITURE ANTICATE 24K ANTIQUÉ 24K FINISHES
		SLICONO-60-GAL	FINITURA ORO GALVANICO LUCIDO/SATINATO/OPACO GALVANIC GOLD POLISHED/SATIN/MATTE FINISH



	DIMENSIONI SIZE	CODICE CODE	DESCRIZIONE DESCRIPTION
	Ø600	SLICONO-60-FF	NERO BLACK
	Ø900/800x800	SLICONO-60-FF-RAL	COLORI RAL RAL COLOURS
	Ø76-180	SLICONO-60-FF-EXT	FINITURA PER ESTERNO + PRIMER OUTDOOR FINISH + PRIMER
	h1100	SLICONO-60-FF-XL	INOX LUCIDO POLISHED STAINLESS
	36 kg	SLICONO-60-FF-POL	FINITURE SPECIALI E 24K LUCIDO/SATINATO/OPACO SPECIAL AND 24K POLISHED/SATIN/MATTE FINISHES
		SLICONO-60-FF-ANT	FINITURE ANTICATE 24K ANTIQUÉ 24K FINISHES
		SLICONO-60-FF-GAL	FINITURA ORO GALVANICO LUCIDO/SATINATO/OPACO GALVANIC GOLD POLISHED/SATIN/MATTE FINISH

SLICONO

FORNITO CON PIEDINI REGOLABILI
SUPPLIED WITH ADJUSTABLE FEET



	DIMENSIONI SIZE	CODICE CODE	DESCRIZIONE DESCRIPTION
	400x400	SLICONO-44	NERO BLACK
	Ø1000/900x900	SLICONO-44-RAL	COLORI RAL RAL COLOURS
	Ø76-180	SLICONO-44-EXT	FINITURA PER ESTERNO + PRIMER OUTDOOR FINISH + PRIMER
	h730	SLICONO-44-XL	INOX LUCIDO POLISHED STAINLESS
	22 kg	SLICONO-44-W32	COLONNA LEGNO WOODEN COLUMN
		SLICONO-44-POL	FINITURE SPECIALI E 24K LUCIDO/SATINATO/OPACO SPECIAL AND 24K POLISHED/SATIN/MATTE FINISHES
		SLICONO-44-ANT	FINITURE ANTICATE 24K ANTIQUÉ 24K FINISHES
		SLICONO-44-GAL	FINITURA ORO GALVANICO LUCIDO/SATINATO/OPACO GALVANIC GOLD POLISHED/SATIN/MATTE FINISH





















	DIMENSIONI SIZE	CODICE CODE	DESCRIZIONE DESCRIPTION
	400x400	SLICONO-44-FF	NERO BLACK
	Ø800/700x700	SLICONO-44-FF-RAL	COLORI RAL RAL COLOURS
	Ø76-180	SLICONO-44-FF-EXT	FINITURA PER ESTERNO + PRIMER OUTDOOR FINISH + PRIMER
	h1100	SLICONO-44-FF-XL	INOX LUCIDO POLISHED STAINLESS
	26 kg	SLICONO-44-FF-POL	FINITURE SPECIALI E 24K LUCIDO/SATINATO/OPACO SPECIAL AND 24K POLISHED/SATIN/MATTE FINISHES
		SLICONO-44-FF-ANT	FINITURE ANTICATE 24K ANTIQUÉ 24K FINISHES
		SLICONO-44-FF-GAL	FINITURA ORO GALVANICO LUCIDO/SATINATO/OPACO GALVANIC GOLD POLISHED/SATIN/MATTE FINISH

SLICONO

FORNITO CON PIEDINI REGOLABILI
SUPPLIED WITH ADJUSTABLE FEET




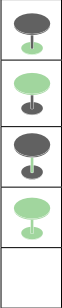
	DIMENSIONI	CODICE	DESCRIZIONE
	SIZE	CODE	DESCRIPTION
 	800x420	SLICONO-84-2	NERO BLACK
 	1800x900	SLICONO-84-2-RAL	COLORI RAL RAL COLOURS
 	Ø76-180	SLICONO-84-2-EXT	FINITURA PER ESTERNO + PRIMER OUTDOOR FINISH + PRIMER
 	h730	SLICONO-84-2-XL	INOX LUCIDO POLISHED STAINLESS
	36 kg	SLICONO-84-2-W32	COLONNA LEGNO WOODEN COLUMN
		SLICONO-84-2-POL	FINITURE SPECIALI E 24K LUCIDO/SATINATO/OPACO SPECIAL AND 24K POLISHED/SATIN/MATTE FINISHES
		SLICONO-84-2-ANT	FINITURE ANTICATE 24K ANTIQUÉ 24K FINISHES
		SLICONO-84-2-GAL	FINITURA ORO GALVANICO LUCIDO/SATINATO/OPACO GALVANIC GOLD POLISHED/SATIN/MATTE FINISH


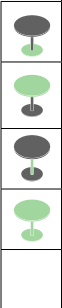
	DIMENSIONI	CODICE	DESCRIZIONE
	SIZE	CODE	DESCRIPTION
 	800x420	SLICONO-84-2-FF	NERO BLACK
 	1200x900	SLICONO-84-2-FF-RAL	COLORI RAL RAL COLOURS
 	Ø76-180	SLICONO-84-2-FF-EXT	FINITURA PER ESTERNO + PRIMER OUTDOOR FINISH + PRIMER
 	h730	SLICONO-84-2-FF-XL	INOX LUCIDO POLISHED STAINLESS
	40 kg	SLICONO-84-2-FF-POL	FINITURE SPECIALI E 24K LUCIDO/SATINATO/OPACO SPECIAL AND 24K POLISHED/SATIN/MATTE FINISHES
		SLICONO-84-2-FF-ANT	FINITURE ANTICATE 24K ANTIQUÉ 24K FINISHES
		SLICONO-84-2-FF-GAL	FINITURA ORO GALVANICO LUCIDO/SATINATO/OPACO GALVANIC GOLD POLISHED/SATIN/MATTE FINISH

SLIPIRA

FORNITO CON PIEDINI REGOLABILI
SUPPLIED WITH ADJUSTABLE FEET




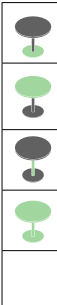
	DIMENSIONI	CODICE	DESCRIZIONE
	SIZE	CODE	DESCRIPTION
	400x400	SLIPIRA-44	NERO BLACK
	Ø1000/900x900	SLIPIRA-44-RAL	COLORI RAL RAL COLOURS
	//	SLIPIRA-44-EXT	FINITURA PER ESTERNO + PRIMER OUTDOOR FINISH + PRIMER
	h730	SLIPIRA-44-XL	INOX LUCIDO POLISHED STAINLESS
	24 kg	SLIPIRA-44-POL	FINITURE SPECIALI E 24K LUCIDO/SATINATO/OPACO SPECIAL AND 24K POLISHED/SATIN/MATTE FINISHES
		SLIPIRA-44-ANT	FINITURE ANTICATE 24K ANTIQUÉ 24K FINISHES
		SLIPIRA-44-GAL	FINITURA ORO GALVANICO LUCIDO/SATINATO/OPACO GALVANIC GOLD POLISHED/SATIN/MATTE FINISH


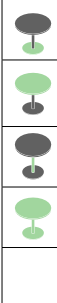
	DIMENSIONI	CODICE	DESCRIZIONE
	SIZE	CODE	DESCRIPTION
	400x400	SLIPIRA-44-FF	NERO BLACK
	Ø800/700x700	SLIPIRA-44-FF-RAL	COLORI RAL RAL COLOURS
	//	SLIPIRA-44-FF-EXT	FINITURA PER ESTERNO + PRIMER OUTDOOR FINISH + PRIMER
	h1100	SLIPIRA-44-FF-XL	INOX LUCIDO POLISHED STAINLESS
	28 kg	SLIPIRA-44-FF-POL	FINITURE SPECIALI E 24K LUCIDO/SATINATO/OPACO SPECIAL AND 24K POLISHED/SATIN/MATTE FINISHES
		SLIPIRA-44-FF-ANT	FINITURE ANTICATE 24K ANTIQUÉ 24K FINISHES
		SLIPIRA-44-FF-GAL	FINITURA ORO GALVANICO LUCIDO/SATINATO/OPACO GALVANIC GOLD POLISHED/SATIN/MATTE FINISH

SLIPIRA

FORNITO CON PIEDINI REGOLABILI
SUPPLIED WITH ADJUSTABLE FEET








		DIMENSIONI	CODICE	DESCRIZIONE
		SIZE	CODE	DESCRIPTION
		600x420	SLIPIRA-64	NERO BLACK
		1200x900	SLIPIRA-64-RAL	COLORI RAL RAL COLOURS
		//	SLIPIRA-64-EXT	FINITURA PER ESTERNO + PRIMER OUTDOOR FINISH + PRIMER
		h730	SLIPIRA-64-XL	INOX LUCIDO POLISHED STAINLESS
		28 kg	SLIPIRA-64-POL	FINITURE SPECIALI E 24K LUCIDO/SATINATO/OPACO SPECIAL AND 24K POLISHED/SATIN/MATTE FINISHES
			SLIPIRA-64-ANT	FINITURE ANTICATE 24K ANTIQUUE 24K FINISHES
			SLIPIRA-64-GAL	FINITURA ORO GALVANICO LUCIDO/SATINATO/OPACO GALVANIC GOLD POLISHED/SATIN/MATTE FINISH






		DIMENSIONI	CODICE	DESCRIZIONE
		SIZE	CODE	DESCRIPTION
		600x420	SLIPIRA-64-FF	NERO BLACK
		1000x700	SLIPIRA-64-FF-RAL	COLORI RAL RAL COLOURS
		//	SLIPIRA-64-FF-EXT	FINITURA PER ESTERNO + PRIMER OUTDOOR FINISH + PRIMER
		h1100	SLIPIRA-64-FF-XL	INOX LUCIDO POLISHED STAINLESS
		32 kg	SLIPIRA-64-FF-POL	FINITURE SPECIALI E 24K LUCIDO/SATINATO/OPACO SPECIAL AND 24K POLISHED/SATIN/MATTE FINISHES
			SLIPIRA-64-FF-ANT	FINITURE ANTICATE 24K ANTIQUUE 24K FINISHES
			SLIPIRA-64-FF-GAL	FINITURA ORO GALVANICO LUCIDO/SATINATO/OPACO GALVANIC GOLD POLISHED/SATIN/MATTE FINISH

SLIPIRA

FORNITO CON PIEDINI REGOLABILI
SUPPLIED WITH ADJUSTABLE FEET



	DIMENSIONI	CODICE	DESCRIZIONE
	SIZE	CODE	DESCRIPTION
	800x420	SLIPIRA-84-2	NERO BLACK
	1800x900	SLIPIRA-84-2-RAL	COLORI RAL RAL COLOURS
	//	SLIPIRA-84-2-EXT	FINITURA PER ESTERNO + PRIMER OUTDOOR FINISH + PRIMER
	h730	SLIPIRA-84-2-XL	INOX LUCIDO POLISHED STAINLESS
	36 kg	SLIPIRA-84-2-POL	FINITURE SPECIALI E 24K LUCIDO/SATINATO/OPACO SPECIAL AND 24K POLISHED/SATIN/MATTE FINISHES
		SLIPIRA-84-2-ANT	FINITURE ANTICATE 24K ANTIQUÉ 24K FINISHES
		SLIPIRA-84-2-GAL	FINITURA ORO GALVANICO LUCIDO/SATINATO/OPACO GALVANIC GOLD POLISHED/SATIN/MATTE FINISH






	DIMENSIONI	CODICE	DESCRIZIONE
	SIZE	CODE	DESCRIPTION
	800x420	SLIPIRA-84-2-FF	NERO BLACK
	1200x700	SLIPIRA-84-2-FF-RAL	COLORI RAL RAL COLOURS
	//	SLIPIRA-84-2-FF-EXT	FINITURA PER ESTERNO + PRIMER OUTDOOR FINISH + PRIMER
	h1100	SLIPIRA-84-2-FF-XL	INOX LUCIDO POLISHED STAINLESS
	44 kg	SLIPIRA-84-2-FF-POL	FINITURE SPECIALI E 24K LUCIDO/SATINATO/OPACO SPECIAL AND 24K POLISHED/SATIN/MATTE FINISHES
		SLIPIRA-84-2-FF-ANT	FINITURE ANTICATE 24K ANTIQUÉ 24K FINISHES
		SLIPIRA-84-2-FF-GAL	FINITURA ORO GALVANICO LUCIDO/SATINATO/OPACO GALVANIC GOLD POLISHED/SATIN/MATTE FINISH

REVO






TOP E SUPPORTI NON INCLUSI
TOP AND MOUNTS NOT INCLUDED

FORNITO CON PIEDINI REGOLABILI
SUPPLIED WITH ADJUSTABLE FEET








	DIMENSIONI SIZE	CODICE CODE	DESCRIZIONE DESCRIPTION
	//	REVO-80	NERO BLACK
	800x800	REVO-80-RAL	COLORI RAL RAL COLOURS
	40X40	REVO-80-EXT	FINITURA PER ESTERNO + PRIMER OUTDOOR FINISH + PRIMER
	h730	REVO-80-X	INOX MICROPALLINATO BLASTED INOX
	//		








	DIMENSIONI SIZE	CODICE CODE	DESCRIZIONE DESCRIPTION
	//	REVO-120	NERO BLACK
	1200x800	REVO-120-RAL	COLORI RAL RAL COLOURS
	40X40	REVO-120-EXT	FINITURA PER ESTERNO + PRIMER OUTDOOR FINISH + PRIMER
	h730	REVO-120-X	INOX MICROPALLINATO BLASTED INOX
	//		



	DIMENSIONI SIZE	CODICE CODE	DESCRIZIONE DESCRIPTION
	//	REVO-140	NERO BLACK
	1400x800	REVO-140-RAL	COLORI RAL RAL COLOURS
	40X40	REVO-140-EXT	FINITURA PER ESTERNO + PRIMER OUTDOOR FINISH + PRIMER
	h730	REVO-140-X	INOX MICROPALLINATO BLASTED INOX
	//		







	DIMENSIONI SIZE	CODICE CODE	DESCRIZIONE DESCRIPTION
	//	REVO-160	NERO BLACK
	1600x800	REVO-160-RAL	COLORI RAL RAL COLOURS
	40X40	REVO-160-EXT	FINITURA PER ESTERNO + PRIMER OUTDOOR FINISH + PRIMER
	h730	REVO-160-X	INOX MICROPALLINATO BLASTED INOX
	//		

REVO





TOP E SUPPORTI NON INCLUSI
TOP AND MOUNTS NOT INCLUDED

FORNITO CON PIEDINI REGOLABILI
SUPPLIED WITH ADJUSTABLE FEET



	DIMENSIONI SIZE	CODICE CODE	DESCRIZIONE DESCRIPTION
	//	REVO-180	NERO BLACK
	1800x800	REVO-180-RAL	COLORI RAL RAL COLOURS
	40X40	REVO-180-EXT	FINITURA PER ESTERNO + PRIMER OUTDOOR FINISH + PRIMER
	h730	REVO-180-X	INOX MICROPALLINATO BLASTED INOX
	//		



	DIMENSIONI SIZE	CODICE CODE	DESCRIZIONE DESCRIPTION
	//	REVO-200	NERO BLACK
	2000x800	REVO-200-RAL	COLORI RAL RAL COLOURS
	40X40	REVO-200-EXT	FINITURA PER ESTERNO + PRIMER OUTDOOR FINISH + PRIMER
	h730	REVO-200-X	INOX MICROPALLINATO BLASTED INOX
	//		

ARBRE-4

FORNITO CON PIEDINO IN PLASTICA FISSO
SUPPLIED WITH FIXED PLASTIC FOOT



	DIMENSIONI	CODICE	DESCRIZIONE
	SIZE	CODE	DESCRIPTION
	Ø550	ARBRE-4	NERO BLACK
	Ø800	ARBRE-4-RAL	COLORI RAL RAL COLOURS
	Ø50	ARBRE-4-EXT	FINITURA PER ESTERNO + PRIMER OUTDOOR FINISH + PRIMER
	h730	ARBRE-4-CR	TUBO CROMATO CHROMED PIPE
	14 kg		

Croce FLIP inclusa

BILLY

FORNITO CON PIEDINO IN PLASTICA FISSO
SUPPLIED WITH FIXED PLASTIC FOOT



	DIMENSIONI	CODICE	DESCRIZIONE
	SIZE	CODE	DESCRIPTION
	Ø440	BILLY-3-40	NERO BLACK
	Ø700	BILLY-3-40-RAL	COLORI RAL RAL COLOURS
	Ø50	BILLY-3-40-EXT	FINITURA PER ESTERNO + PRIMER OUTDOOR FINISH + PRIMER
	h730	BILLY-3-40-CR	TUBO CROMATO CHROMED PIPE
	12 kg		

Croce FLIP inclusa



	DIMENSIONI	CODICE	DESCRIZIONE
	SIZE	CODE	DESCRIPTION
	Ø600	BILLY-3-60	NERO BLACK
	Ø800	BILLY-3-60-RAL	COLORI RAL RAL COLOURS
	Ø50	BILLY-3-60-EXT	FINITURA PER ESTERNO + PRIMER OUTDOOR FINISH + PRIMER
	h730	BILLY-3-60-CR	TUBO CROMATO CHROMED PIPE
	14 kg		

Croce FLIP inclusa

ZEPPELIN-3

FORNITO CON PIEDINI REGOLABILI
SUPPLIED WITH ADJUSTABLE FEET



	DIMENSIONI SIZE	CODICE CODE	DESCRIZIONE DESCRIPTION
	Ø580	ZEPPELIN-3	NERO BLACK
	Ø800	ZEPPELIN-3-RAL	COLORI RAL RAL COLOURS
	Ø50	ZEPPELIN-3-EXT	FINITURA PER ESTERNO + PRIMER OUTDOOR FINISH + PRIMER
	h720		
	11 kg	ZEPPELIN-3-CR	TUBO CROMATO CHROMED PIPE



	DIMENSIONI SIZE	CODICE CODE	DESCRIZIONE DESCRIPTION
	Ø580	ZEPPELIN-3-FF	NERO BLACK
	Ø700	ZEPPELIN-3-FF-RAL	COLORI RAL RAL COLOURS
	Ø50	ZEPPELIN-3-FF-EXT	FINITURA PER ESTERNO + PRIMER OUTDOOR FINISH + PRIMER
	h900/1100		
	13 kg	ZEPPELIN-3-FF-CR	TUBO CROMATO CHROMED PIPE

ZEPPELIN-4

FORNITO CON PIEDINI REGOLABILI
SUPPLIED WITH ADJUSTABLE FEET



	DIMENSIONI SIZE	CODICE CODE	DESCRIZIONE DESCRIPTION
	580x580	ZEPPELIN-4	NERO BLACK
	Ø800	ZEPPELIN-4-RAL	COLORI RAL RAL COLOURS
	Ø50	ZEPPELIN-4-EXT	FINITURA PER ESTERNO + PRIMER OUTDOOR FINISH + PRIMER
	h730	ZEPPELIN-4-CR	TUBO CROMATO CHROMED PIPE
	13 kg	ZEPPELIN-4-AL-CR	ALLUMINIO LUCIDO E TUBO CROMATO POLISHED ALUMINIUM AND CHROMED PIPE
		ZEPPELIN-4-AL-POL	FINITURE SPECIALI E 24K LUCIDO/SATINATO/OPACO SPECIAL AND 24K POLISHED/SATIN/MATTE FINISHES
		ZEPPELIN-4-AL-ANT	FINITURE ANTICATE 24K ANTIQUÉ 24K FINISHES
		ZEPPELIN-4-GAL	FINITURA ORO GALVANICO LUCIDO/SATINATO/OPACO GALVANIC GOLD POLISHED/SATIN/MATTE FINISH


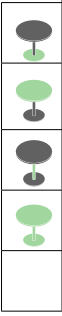




	DIMENSIONI SIZE	CODICE CODE	DESCRIZIONE DESCRIPTION
	580x580	ZEPPELIN-4-FF	NERO BLACK
	Ø700	ZEPPELIN-4-FF-RAL	COLORI RAL RAL COLOURS
	Ø50	ZEPPELIN-4-FF-EXT	FINITURA PER ESTERNO + PRIMER OUTDOOR FINISH + PRIMER
	h900/1100	ZEPPELIN-4-FF-CR	TUBO CROMATO CHROMED PIPE
	15 kg	ZEPPELIN-4-FF-AL-CR	ALLUMINIO LUCIDO E TUBO CROMATO POLISHED ALUMINIUM AND CHROMED PIPE
		ZEPPELIN-4-FF-AL-POL	FINITURE SPECIALI E 24K LUCIDO/SATINATO/OPACO SPECIAL AND 24K POLISHED/SATIN/MATTE FINISHES
		ZEPPELIN-4-FF-AL-ANT	FINITURE ANTICATE 24K ANTIQUÉ 24K FINISHES
		ZEPPELIN-4-FF-GAL	FINITURA ORO GALVANICO LUCIDO/SATINATO/OPACO GALVANIC GOLD POLISHED/SATIN/MATTE FINISH

ZEPPELIN-2

FORNITO CON PIEDINI REGOLABILI
SUPPLIED WITH ADJUSTABLE FEET



		DIMENSIONI	CODICE	DESCRIZIONE
		SIZE	CODE	DESCRIPTION
		L. 580	ZEPPELIN-2	NERO BLACK
		1200x700	ZEPPELIN-2-RAL	COLORI RAL RAL COLOURS
		Ø50	ZEPPELIN-2-EXT	FINITURA PER ESTERNO + PRIMER OUTDOOR FINISH + PRIMER
		h720	ZEPPELIN-2-CR	TUBO CROMATO CHROMED PIPE
		20 kg	ZEPPELIN-2-AL-CR	ALLUMINIO LUCIDO E TUBO CROMATO POLISHED ALUMINIUM AND CHROMED PIPE
			ZEPPELIN-2-AL-POL	FINITURA ORO/BRONZO/RAME LUCIDO POLISHED FINISH GOLD / BRONZE / COPPER
			ZEPPELIN-2-AL-ANT	FINITURA ORO/BRONZO/RAME ANTICATO ANTIQUE FINISH GOLD / BRONZE / COPPER
			ZEPPELIN-2-GAL	FINITURA GALVANICA LUCIDA/OPACA POLISHED/MATTE GALVANIC FINISH

		DIMENSIONI	CODICE	DESCRIZIONE
		SIZE	CODE	DESCRIPTION
		L. 580	ZEPPELIN-2-FF	NERO BLACK
		1200x700	ZEPPELIN-2-FF-RAL	COLORI RAL RAL COLOURS
		Ø50	ZEPPELIN-2-FF-EXT	FINITURA PER ESTERNO + PRIMER OUTDOOR FINISH + PRIMER
		h900/1100	ZEPPELIN-2-FF-CR	TUBO CROMATO CHROMED PIPE
		22 kg	ZEPPELIN-2-FF-AL-CR	ALLUMINIO LUCIDO E TUBO CROMATO POLISHED ALUMINIUM AND CHROMED PIPE
			ZEPPELIN-2-FF-AL-POL	FINITURE SPECIALI E 24K LUCIDO/SATINATO/OPACO SPECIAL AND 24K POLISHED/SATIN/MATTE FINISHES
			ZEPPELIN-2-FF-AL-ANT	FINITURE ANTICATE 24K ANTIQUE 24K FINISHES
			ZEPPELIN-2-FF-GAL	FINITURA ORO GALVANICO LUCIDO/SATINATO/OPACO GALVANIC GOLD POLISHED/SATIN/MATTE FINISH

ARCO

FORNITO CON PIEDINI REGOLABILI
SUPPLIED WITH ADJUSTABLE FEET



	DIMENSIONI SIZE	CODICE CODE	DESCRIZIONE DESCRIPTION
	Ø570	ARCO-3	NERO BLACK
	Ø900	ARCO-3-RAL	COLORI RAL RAL COLOURS
	//	ARCO-3-EXT	FINITURA PER ESTERNO + PRIMER OUTDOOR FINISH + PRIMER
	h730	ARCO-3-AL	ALLUMINIO LUCIDATO POLISHED ALUMINIUM
	20 kg		



	DIMENSIONI SIZE	CODICE CODE	DESCRIZIONE DESCRIPTION
	680x680	ARCO-4	NERO BLACK
	Ø1000 1000x1000	ARCO-4-RAL	COLORI RAL RAL COLOURS
	//	ARCO-4-EXT	FINITURA PER ESTERNO + PRIMER OUTDOOR FINISH + PRIMER
	h730	ARCO-4-AL	ALLUMINIO LUCIDATO POLISHED ALUMINIUM
	25 kg		



	DIMENSIONI SIZE	CODICE CODE	DESCRIZIONE DESCRIPTION
	800x580	ARCO-6	NERO BLACK
	1200x900	ARCO-6-RAL	COLORI RAL RAL COLOURS
	//	ARCO-6-EXT	FINITURA PER ESTERNO + PRIMER OUTDOOR FINISH + PRIMER
	h730		
	32 kg		

CROSS-3

FORNITO CON PIEDINI REGOLABILI
SUPPLIED WITH ADJUSTABLE FEET



	DIMENSIONI	CODICE	DESCRIZIONE
	SIZE	CODE	DESCRIPTION
	Ø520	CROSS-3	NERO BLACK
	Ø800	CROSS-3-RAL	COLORI RAL RAL COLOURS
	Ø76	CROSS-3-EXT	FINITURA PER ESTERNO + PRIMER OUTDOOR FINISH + PRIMER
	h710/ h740	CROSS-3-CR	TUBO CROMATO CHROMED PIPE
	16 kg	CROSS-3-LIB*	NERO BLACK
		CROSS-3-LIB-RAL*	COLORI RAL RAL COLOURS
		CROSS-3-LIB-EXT*	FINITURA PER ESTERNO + PRIMER OUTDOOR FINISH + PRIMER
		CROSS-3-W6	NERO BLACK
		CROSS-3-RAL-W6	BASE RAL E COLONNA LEGNO RAL BASE AND WOODEN COLUMN



	DIMENSIONI	CODICE	DESCRIZIONE
	SIZE	CODE	DESCRIPTION
	Ø520	CROSS-3-FF	NERO BLACK
	Ø600	CROSS-3-FF-RAL	COLORI RAL RAL COLOURS
	Ø76	CROSS-3-FF-EXT	FINITURA PER ESTERNO + PRIMER OUTDOOR FINISH + PRIMER
	h900/1100	CROSS-3-FF-CR	TUBO CROMATO CHROMED PIPE
	18 kg	CROSS-3-LIB-FF	NERO BLACK
		CROSS-3-LIB-FF-RAL	COLORI RAL RAL COLOURS
		CROSS-3-LIB-FF-EXT	FINITURA PER ESTERNO + PRIMER OUTDOOR FINISH + PRIMER
		CROSS-3-FF-W6	NERO BLACK
		CROSS-3-FF-RAL-W6	BASE RAL E COLONNA LEGNO RAL BASE AND WOODEN COLUMN

CROSS-4

FORNITO CON PIEDINI REGOLABILI
SUPPLIED WITH ADJUSTABLE FEET



	DIMENSIONI	CODICE	DESCRIZIONE
	SIZE	CODE	DESCRIPTION
	Ø680	CROSS-4	NERO BLACK
	Ø1000	CROSS-4-RAL	COLORI RAL RAL COLOURS
	Ø76	CROSS-4-EXT	FINITURA PER ESTERNO + PRIMER OUTDOOR FINISH + PRIMER
	h710/ *h740	CROSS-4-CR	TUBO CROMATO CHROMED PIPE
	20 kg	CROSS-4-LIB*	NERO BLACK
		CROSS-4-LIB-RAL*	COLORI RAL RAL COLOURS
		CROSS-4-LIB-EXT*	FINITURA PER ESTERNO + PRIMER OUTDOOR FINISH + PRIMER
		CROSS-4-W6	NERO BLACK
		CROSS-4-RAL-W6	BASE RAL E COLONNA LEGNO RAL BASE AND WOODEN COLUMN



	DIMENSIONI	CODICE	DESCRIZIONE
	SIZE	CODE	DESCRIPTION
	Ø680	CROSS-4-FF	NERO BLACK
	Ø800	CROSS-4-FF-RAL	COLORI RAL RAL COLOURS
	Ø76	CROSS-4-FF-EXT	FINITURA PER ESTERNO + PRIMER OUTDOOR FINISH + PRIMER
	h900/1100	CROSS-4-FF-CR	TUBO CROMATO CHROMED PIPE
	22 kg	CROSS-4-LIB-FF	NERO BLACK
		CROSS-4-LIB-FF-RAL	COLORI RAL RAL COLOURS
		CROSS-4-LIB-FF-EXT	FINITURA PER ESTERNO + PRIMER OUTDOOR FINISH + PRIMER
		CROSS-4-FF-W6	NERO BLACK
		CROSS-4-FF-RAL-W6	BASE RAL E COLONNA LEGNO RAL BASE AND WOODEN COLUMN

CROSS-2

FORNITO CON PIEDINI REGOLABILI
SUPPLIED WITH ADJUSTABLE FEET



	DIMENSIONI	CODICE	DESCRIZIONE
	SIZE	CODE	DESCRIPTION
	L. 680	CROSS-2	NERO BLACK
	1200x900	CROSS-2-RAL	COLORI RAL RAL COLOURS
	Ø76	CROSS-2-EXT	FINITURA PER ESTERNO + PRIMER OUTDOOR FINISH + PRIMER
	h710/ *h740	CROSS-2-CR	TUBO CROMATO CHROMED PIPE
	23 kg	CROSS-2-LIB*	NERO BLACK
		CROSS-2-LIB-RAL*	COLORI RAL RAL COLOURS
		CROSS-2-LIB-EXT*	FINITURA PER ESTERNO + PRIMER OUTDOOR FINISH + PRIMER
		CROSS-2-W6	NERO BLACK
		CROSS-2-RAL-W6	BASE RAL E COLONNA LEGNO RAL BASE AND WOODEN COLUMN

	DIMENSIONI	CODICE	DESCRIZIONE
	SIZE	CODE	DESCRIPTION
	L. 680	CROSS-2-FF	NERO BLACK
	1100x700	CROSS-2-FF-RAL	COLORI RAL RAL COLOURS
	Ø76	CROSS-2-FF-EXT	FINITURA PER ESTERNO + PRIMER OUTDOOR FINISH + PRIMER
	h900/1100	CROSS-2-FF-CR	TUBO CROMATO CHROMED PIPE
	27 kg	CROSS-2-LIB-FF	NERO BLACK
		CROSS-2-LIB-FF-RAL	COLORI RAL RAL COLOURS
		CROSS-2-LIB-FF-EXT	FINITURA PER ESTERNO + PRIMER OUTDOOR FINISH + PRIMER
		CROSS-2-FF-W6	NERO BLACK
		CROSS-2-FF-RAL-W6	BASE RAL E COLONNA LEGNO RAL BASE AND WOODEN COLUMN

BAGRO

FORNITO CON PIEDINI REGOLABILI
SUPPLIED WITH ADJUSTABLE FEET



	DIMENSIONI SIZE	CODICE CODE	DESCRIZIONE DESCRIPTION
	 800x420	BAGRO-84-2	NERO BLACK
	 1800x900	BAGRO-84-2-RAL	COLORI RAL RAL COLOURS
	 Ø90	BAGRO-84-2-EXT	FINITURA PER ESTERNO + PRIMER OUTDOOR FINISH + PRIMER
	 h710	BAGRO-84-2-CR	TUBO CROMATO CHROMED PIPE
	 34 kg	BAGRO-84-2-W6	BASE NERA E COLONNA LEGNO BLACK BASE AND WOODEN COLUMN

	DIMENSIONI SIZE	CODICE CODE	DESCRIZIONE DESCRIPTION
	 800x420	BAGRO-84-2-FF	NERO BLACK
	 1100x700	BAGRO-84-2-FF-RAL	COLORI RAL RAL COLOURS
	 Ø90	BAGRO-84-2-FF-EXT	FINITURA PER ESTERNO + PRIMER OUTDOOR FINISH + PRIMER
	 h900/1100	BAGRO-84-2-FF-CR	TUBO CROMATO CHROMED PIPE
	 38 kg	BAGRO-84-2-FF-W6	BASE NERA E COLONNA LEGNO BLACK BASE AND WOODEN COLUMN

BAGRO-LIB

FORNITO CON PIEDINI REGOLABILI
SUPPLIED WITH ADJUSTABLE FEET









	DIMENSIONI SIZE	CODICE CODE	DESCRIZIONE DESCRIPTION
	 800x420	BAGRO-84-2-LIB	NERO BLACK
	 1800x900	BAGRO-84-2-LIB-RAL	COLORI RAL RAL COLOURS
	 Ø90	BAGRO-84-2-LIB-EXT	FINITURA PER ESTERNO + PRIMER OUTDOOR FINISH + PRIMER
	 h730		
	 38 kg		


	DIMENSIONI SIZE	CODICE CODE	DESCRIZIONE DESCRIPTION
	 800x420	BAGRO-84-2-LIB-FF	NERO BLACK
	 1100x700	BAGRO-84-2-LIB-FF-RAL	COLORI RAL RAL COLOURS
	 Ø90	BAGRO-84-2-LIB-FF-EXT	FINITURA PER ESTERNO + PRIMER OUTDOOR FINISH + PRIMER
	 h1100		
	 42 kg		

ATOLLO

FORNITO CON PIEDINI REGOLABILI
SUPPLIED WITH ADJUSTABLE FEET



	DIMENSIONI	CODICE	DESCRIZIONE
	SIZE	CODE	DESCRIPTION
	850x430	ATOLLO-84-2	NERO BLACK
	1800x900	ATOLLO-84-2-RAL	COLORI RAL RAL COLOURS
	Ø76	ATOLLO-84-2-EXT	FINITURA PER ESTERNO + PRIMER OUTDOOR FINISH + PRIMER
	h720	ATOLLO-84-2-CR	TUBO CROMATO CHROMED PIPE
	30 kg	ATOLLO-84-2-W6	BASE NERA E COLONNA LEGNO BLACK BASE AND WOODEN COLUMN
		ATOLLO-84-2-RAL-W6	BASE RAL E COLONNA LEGNO RAL BASE AND WOODEN COLUMN

	DIMENSIONI	CODICE	DESCRIZIONE
	SIZE	CODE	DESCRIPTION
	850x430	ATOLLO-84-2-FF	NERO BLACK
	1200x700	ATOLLO-84-2-FF-RAL	COLORI RAL RAL COLOURS
	Ø76	ATOLLO-84-2-FF-EXT	FINITURA PER ESTERNO + PRIMER OUTDOOR FINISH + PRIMER
	h900/1100	ATOLLO-84-2-FF-CR	TUBO CROMATO CHROMED PIPE
	33 kg	ATOLLO-84-2-FF-W6	BASE NERA E COLONNA LEGNO BLACK BASE AND WOODEN COLUMN
		ATOLLO-84-2-FF-RAL-W6	BASE RAL E COLONNA LEGNO RAL BASE AND WOODEN COLUMN

ATOLLO-LIB

FORNITO CON PIEDINI REGOLABILI
SUPPLIED WITH ADJUSTABLE FEET



	DIMENSIONI SIZE	CODICE CODE	DESCRIZIONE DESCRIPTION
	850x430	ATOLLO-84-2-LIB	NERO BLACK
	1800x900	ATOLLO-84-2-LIB-RAL	COLORI RAL RAL COLOURS
	Ø90		
	h730	ATOLLO-84-2-LIB-EXT	FINITURA PER ESTERNO + PRIMER OUTDOOR FINISH + PRIMER
	34 kg		



	DIMENSIONI SIZE	CODICE CODE	DESCRIZIONE DESCRIPTION
	850x430	ATOLLO-84-2-LIB-FF	NERO BLACK
	1100x700	ATOLLO-84-2-LIB-FF-RAL	COLORI RAL RAL COLOURS
	Ø90		
	h1100	ATOLLO-84-2-LIB-FF-EXT	FINITURA PER ESTERNO + PRIMER OUTDOOR FINISH + PRIMER
	38 kg		

BALI

FORNITO CON PIEDINI REGOLABILI
SUPPLIED WITH ADJUSTABLE FEET



	DIMENSIONI SIZE	CODICE CODE	DESCRIZIONE DESCRIPTION
	Ø400	BALI-43	NERO BLACK
	Ø900/800x800	BALI-43-RAL	COLORI RAL RAL COLOURS
	Ø76	BALI-43-EXT	FINITURA PER ESTERNO + PRIMER OUTDOOR FINISH + PRIMER
	h710	BALI-43-CR	TUBO CROMATO CHROMED PIPE
	18 kg	BALI-43-W6	BASE NERA E COLONNA LEGNO BLACK BASE AND WOODEN COLUMN



	DIMENSIONI SIZE	CODICE CODE	DESCRIZIONE DESCRIPTION
	Ø400	BALI-43-FF	NERO BLACK
	Ø700/600x600	BALI-43-FF-RAL	COLORI RAL RAL COLOURS
	Ø76	BALI-43-FF-EXT	FINITURA PER ESTERNO + PRIMER OUTDOOR FINISH + PRIMER
	h900/1100	BALI-43-FF-CR	TUBO CROMATO CHROMED PIPE
	20 kg	BALI-43-FF-W6	BASE NERA E COLONNA LEGNO BLACK BASE AND WOODEN COLUMN

BALI

FORNITO CON PIEDINI REGOLABILI
SUPPLIED WITH ADJUSTABLE FEET



	DIMENSIONI SIZE	CODICE CODE	DESCRIZIONE DESCRIPTION
	400x400	BALI-44	NERO BLACK
	Ø1000/900x900	BALI-44-RAL	COLORI RAL RAL COLOURS
	80x80	BALI-44-EXT	FINITURA PER ESTERNO + PRIMER OUTDOOR FINISH + PRIMER
	h710	BALI-44-CR	TUBO CROMATO CHROMED PIPE
	22 kg	BALI-44-W10	BASE NERA E COLONNA LEGNO BLACK BASE AND WOODEN COLUMN



	DIMENSIONI SIZE	CODICE CODE	DESCRIZIONE DESCRIPTION
	400x400	BALI-44-FF	NERO BLACK
	Ø800/700x700	BALI-44-FF-RAL	COLORI RAL RAL COLOURS
	80x80	BALI-44-FF-EXT	FINITURA PER ESTERNO + PRIMER OUTDOOR FINISH + PRIMER
	h900/1100	BALI-44-FF-CR	TUBO CROMATO CHROMED PIPE
	24 kg	BALI-44-FF-W10	BASE NERA E COLONNA LEGNO BLACK BASE AND WOODEN COLUMN



	DIMENSIONI SIZE	CODICE CODE	DESCRIZIONE DESCRIPTION
	600x420	BALI-64	NERO BLACK
	1200x900	BALI-64-RAL	COLORI RAL RAL COLOURS
	80x80	BALI-64-EXT	FINITURA PER ESTERNO + PRIMER OUTDOOR FINISH + PRIMER
	h710	BALI-64-CR	TUBO CROMATO CHROMED PIPE
	26 kg	BALI-64-W10	BASE NERA E COLONNA LEGNO BLACK BASE AND WOODEN COLUMN



	DIMENSIONI SIZE	CODICE CODE	DESCRIZIONE DESCRIPTION
	600x420	BALI-64-FF	NERO BLACK
	1000x700	BALI-64-FF-RAL	COLORI RAL RAL COLOURS
	80x80	BALI-64-FF-EXT	FINITURA PER ESTERNO + PRIMER OUTDOOR FINISH + PRIMER
	h900/1100	BALI-64-FF-CR	TUBO CROMATO CHROMED PIPE
	28 kg	BALI-64-FF-W10	BASE NERA E COLONNA LEGNO BLACK BASE AND WOODEN COLUMN

BALI-LIB

FORNITO CON PIEDINI REGOLABILI
SUPPLIED WITH ADJUSTABLE FEET



	DIMENSIONI SIZE	CODICE CODE	DESCRIZIONE DESCRIPTION
	Ø400	BALI-43-LIB	NERO BLACK
	Ø900/800x800		
	Ø90	BALI-43-LIB-RAL	COLORI RAL RAL COLOURS
	h720	BALI-43-LIB-EXT	FINITURA PER ESTERNO + PRIMER OUTDOOR FINISH + PRIMER
	18 kg		

BALI-Q

FORNITO CON PIEDINI REGOLABILI
SUPPLIED WITH ADJUSTABLE FEET



	DIMENSIONI SIZE	CODICE CODE	DESCRIZIONE DESCRIPTION
	400x400	BALI-44-Q	NERO BLACK
	Ø1000/900x900		
	80x80	BALI-44-Q-RAL	COLORI RAL RAL COLOURS
	h720	BALI-44-Q-EXT	FINITURA PER ESTERNO + PRIMER OUTDOOR FINISH + PRIMER
	26 kg		



	DIMENSIONI SIZE	CODICE CODE	DESCRIZIONE DESCRIPTION
	600x420	BALI-64-Q	NERO BLACK
	1200x900		
	80x80	BALI-64-Q-RAL	COLORI RAL RAL COLOURS
	h720	BALI-64-Q-EXT	FINITURA PER ESTERNO + PRIMER OUTDOOR FINISH + PRIMER
	30 kg		

BAFIO

FORNITO CON PIEDINI REGOLABILI
SUPPLIED WITH ADJUSTABLE FEET



	DIMENSIONI SIZE	CODICE CODE	DESCRIZIONE DESCRIPTION
	Ø400	BAFIO-43	NERO BLACK
	Ø900/800x800	BAFIO-43-RAL	COLORI RAL RAL COLOURS
	Ø90	BAFIO-43-EXT	FINITURA PER ESTERNO + PRIMER OUTDOOR FINISH + PRIMER
	h710		
	22 kg		



	DIMENSIONI SIZE	CODICE CODE	DESCRIZIONE DESCRIPTION
	Ø400	BAFIO-43-FF	NERO BLACK
	Ø700/600x600	BAFIO-43-FF-RAL	COLORI RAL RAL COLOURS
	Ø90	BAFIO-43-FF-EXT	FINITURA PER ESTERNO + PRIMER OUTDOOR FINISH + PRIMER
	h1100		
	25 kg		



	DIMENSIONI SIZE	CODICE CODE	DESCRIZIONE DESCRIPTION
	Ø400	BAFIO-43-LIB	NERO BLACK
	Ø900/800x800	BAFIO-43-LIB-RAL	COLORI RAL RAL COLOURS
	Ø90	BAFIO-43-LIB-EXT	FINITURA PER ESTERNO + PRIMER OUTDOOR FINISH + PRIMER
	h755		
	22 kg		








	DIMENSIONI SIZE	CODICE CODE	DESCRIZIONE DESCRIPTION
	Ø400	BAFIO-43-LIB-FF	NERO BLACK
	Ø700/600x600	BAFIO-43-LIB-FF-RAL	COLORI RAL RAL COLOURS
	Ø90	BAFIO-43-LIB-FF-EXT	FINITURA PER ESTERNO + PRIMER OUTDOOR FINISH + PRIMER
	h1100		
	28 kg		






BAFIO

FORNITO CON PIEDINI REGOLABILI
SUPPLIED WITH ADJUSTABLE FEET








	DIMENSIONI SIZE	CODICE CODE	DESCRIZIONE DESCRIPTION
	Ø400	BAFIO-43-TV	NERO BLACK
	Ø900/800x800	BAFIO-43-TV-RAL	COLORI RAL RAL COLOURS
	Ø76	BAFIO-43-TV-EXT	FINITURA PER ESTERNO + PRIMER OUTDOOR FINISH + PRIMER
	h710	BAFIO-43-TV-CR	TUBO CROMATO CHROMED PIPE
	17 kg		








	DIMENSIONI SIZE	CODICE CODE	DESCRIZIONE DESCRIPTION
	Ø400	BAFIO-43-TV-FF	NERO BLACK
	Ø700/600x600	BAFIO-43-TV-FF-RAL	COLORI RAL RAL COLOURS
	Ø76	BAFIO-43-TV-FF-EXT	FINITURA PER ESTERNO + PRIMER OUTDOOR FINISH + PRIMER
	h900/1100	BAFIO-43-TV-FF-CR	TUBO CROMATO CHROMED PIPE
	19,5 kg		



	DIMENSIONI SIZE	CODICE CODE	DESCRIZIONE DESCRIPTION
	400x400	BAFIO-44	NERO BLACK
	Ø1000/900x900	BAFIO-44-RAL	COLORI RAL RAL COLOURS
	Ø90	BAFIO-44-EXT	FINITURA PER ESTERNO + PRIMER OUTDOOR FINISH + PRIMER
	h720		
	22 kg		



	DIMENSIONI SIZE	CODICE CODE	DESCRIZIONE DESCRIPTION
	400x400	BAFIO-44-FF	NERO BLACK
	Ø800/700x700	BAFIO-44-FF-RAL	COLORI RAL RAL COLOURS
	Ø90	BAFIO-44-FF-EXT	FINITURA PER ESTERNO + PRIMER OUTDOOR FINISH + PRIMER
	h900/1100		
	28 kg		

BAFIO

FORNITO CON PIEDINI REGOLABILI
SUPPLIED WITH ADJUSTABLE FEET



	DIMENSIONI SIZE	CODICE CODE	DESCRIZIONE DESCRIPTION
	400x400	BAFIO-44-TV	NERO BLACK
	Ø1000/900x900	BAFIO-44-TV-RAL	COLORI RAL RAL COLOURS
	Ø76	BAFIO-44-TV-EXT	FINITURA PER ESTERNO + PRIMER OUTDOOR FINISH + PRIMER
	h710	BAFIO-44-TV-CR	TUBO CROMATO CHROMED PIPE
	19 kg	BAFIO-44-TV-W6	BASE NERA E COLONNA LEGNO BLACK BASE AND WOODEN COLUMN
		BAFIO-44-TV-RAL-W6	BASE IN COLORI RAL AND COLONNA IN LEGNO RAL COLORS BASE AND WOODEN COLUMN








	DIMENSIONI SIZE	CODICE CODE	DESCRIZIONE DESCRIPTION
	400x400	BAFIO-44-TV-FF	NERO BLACK
	Ø800/700x700	BAFIO-44-TV-FF-RAL	COLORI RAL RAL COLOURS
	Ø76	BAFIO-44-TV-FF-EXT	FINITURA PER ESTERNO + PRIMER OUTDOOR FINISH + PRIMER
	h900/1100		
	25 kg		








	DIMENSIONI SIZE	CODICE CODE	DESCRIZIONE DESCRIPTION
	400x400	BAFIO-44-LIB	NERO BLACK
	Ø1000/900x900	BAFIO-44-LIB-RAL	COLORI RAL RAL COLOURS
	Ø90	BAFIO-44-LIB-EXT	FINITURA PER ESTERNO + PRIMER OUTDOOR FINISH + PRIMER
	h735		
	22 kg		








	DIMENSIONI SIZE	CODICE CODE	DESCRIZIONE DESCRIPTION
	Ø500	BACOM-3	NERO BLACK
	Ø800	BACOM-3-RAL	COLORI RAL RAL COLOURS
	//		
	h700	BACOM-3-EXT	FINITURA PER ESTERNO + PRIMER OUTDOOR FINISH + PRIMER
	15 kg		








	DIMENSIONI SIZE	CODICE CODE	DESCRIZIONE DESCRIPTION
	550X550 mm	BACOM-3-FF	NERO BLACK
	Ø700	BACOM-3-FF-RAL	COLORI RAL RAL COLOURS
	//		
	h1100	BACOM-3-FF-EXT	FINITURA PER ESTERNO + PRIMER OUTDOOR FINISH + PRIMER
	17 kg		







	DIMENSIONI SIZE	CODICE CODE	DESCRIZIONE DESCRIPTION
	Ø500	BACOM-4	NERO BLACK
	Ø1100/800x800	BACOM-4-RAL	COLORI RAL RAL COLOURS
	//		
	h700	BACOM-4-EXT	FINITURA PER ESTERNO + PRIMER OUTDOOR FINISH + PRIMER
	19 kg		







	DIMENSIONI SIZE	CODICE CODE	DESCRIZIONE DESCRIPTION
	500x800	BACOM-6	NERO BLACK
	1400x800	BACOM-6-RAL	COLORI RAL RAL COLOURS
	//		
	h700	BACOM-6-EXT	FINITURA PER ESTERNO + PRIMER OUTDOOR FINISH + PRIMER
	23 kg		








	DIMENSIONI SIZE	CODICE CODE	DESCRIZIONE DESCRIPTION
	550x800	BACOM-6-FF	NERO BLACK
	1200x700	BACOM-6-FF-RAL	COLORI RAL RAL COLOURS
	//	BACOM-6-FF-EXT	FINITURA PER ESTERNO + PRIMER OUTDOOR FINISH + PRIMER
	h1100		
	26 kg		








	DIMENSIONI SIZE	CODICE CODE	DESCRIZIONE DESCRIPTION
	700x700	BACOM-8	NERO BLACK
	Ø1800	BACOM-8-RAL	COLORI RAL RAL COLOURS
	//	BACOM-8-EXT	FINITURA PER ESTERNO + PRIMER OUTDOOR FINISH + PRIMER
	h700		
	38 kg		








	DIMENSIONI SIZE	CODICE CODE	DESCRIZIONE DESCRIPTION
	Ø430	BASCO-43-TV	NERO BLACK
	Ø900/800x800	BASCO-43-TV-RAL	COLORI RAL RAL COLOURS
	Ø60	BASCO-43-TV-EXT	FINITURA PER ESTERNO + PRIMER OUTDOOR FINISH + PRIMER
	h720		
	17 kg		



	DIMENSIONI SIZE	CODICE CODE	DESCRIZIONE DESCRIPTION
	Ø430	BASCO-43-TV-FF	NERO BLACK
	Ø800/600x600	BASCO-43-TV-FF-RAL	COLORI RAL RAL COLOURS
	Ø60	BASCO-43-TV-FF-EXT	FINITURA PER ESTERNO + PRIMER OUTDOOR FINISH + PRIMER
	h900/1100		
	19 kg		



	DIMENSIONI SIZE	CODICE CODE	DESCRIZIONE DESCRIPTION
	Ø430	BASCO-43-FF-DC	NERO BLACK
	Ø800/600x600	BASCO-43-FF-DC-RAL	COLORI RAL RAL COLOURS
	Ø60	BASCO-43-FF-DC-EXT	FINITURA PER ESTERNO + PRIMER OUTDOOR FINISH + PRIMER
	h900/1100		
	23 kg		

BASCO

FORNITO CON PIEDINI REGOLABILI
SUPPLIED WITH ADJUSTABLE FEET



	DIMENSIONI SIZE	CODICE CODE	DESCRIZIONE DESCRIPTION
	400x400	BASCO-44-TV	NERO BLACK
	Ø1000/900x900	BASCO-44-TV-RAL	COLORI RAL RAL COLOURS
	Ø60	BASCO-44-TV-EXT	FINITURA PER ESTERNO + PRIMER OUTDOOR FINISH + PRIMER
	h720		
	18 kg		








	DIMENSIONI SIZE	CODICE CODE	DESCRIZIONE DESCRIPTION
	400x400	BASCO-44-TV-FF	NERO BLACK
	Ø800/700x700	BASCO-44-TV-FF-RAL	COLORI RAL RAL COLOURS
	Ø60	BASCO-44-TV-FF-EXT	FINITURA PER ESTERNO + PRIMER OUTDOOR FINISH + PRIMER
	h900/1100		
	20 kg		






ISOLA

FORNITO CON PIEDINI REGOLABILI
SUPPLIED WITH ADJUSTABLE FEET








	DIMENSIONI SIZE	CODICE CODE	DESCRIZIONE DESCRIPTION
	Ø420	ISOLA-43	NERO BLACK
	Ø900/700X700	ISOLA-43-RAL	COLORI RAL RAL COLOURS
	Ø76	ISOLA-43-EXT	FINITURA PER ESTERNO + PRIMER OUTDOOR FINISH + PRIMER
	h720	ISOLA-43-CR	TUBO CROMATO CHROMED PIPE
	19kg	ISOLA-43-W6	BASE NERA E COLONNA LEGNO BLACK BASE AND WOODEN COLUMN
		ISOLA-43-RAL-W6	BASE IN COLORI RAL AND COLONNA IN LEGNO RAL COLORS BASE AND WOODEN COLUMN








	DIMENSIONI SIZE	CODICE CODE	DESCRIZIONE DESCRIPTION
	Ø420	ISOLA-43-FF	NERO BLACK
	Ø700	ISOLA-43-FF-RAL	COLORI RAL RAL COLOURS
	Ø76	ISOLA-43-FF-EXT	FINITURA PER ESTERNO + PRIMER OUTDOOR FINISH + PRIMER
	h900/1100	ISOLA-43-FF-CR	TUBO CROMATO CHROMED PIPE
	22 kg	ISOLA-43-FF-W6	BASE NERA E COLONNA LEGNO BLACK BASE AND WOODEN COLUMN
		ISOLA-43-FF-RAL-W6	BASE IN COLORI RAL AND COLONNA IN LEGNO RAL COLORS BASE AND WOODEN COLUMN



	DIMENSIONI SIZE	CODICE CODE	DESCRIZIONE DESCRIPTION
	Ø420	ISOLA-43-FF-PG	NERO BLACK
	Ø700	ISOLA-43-FF-PG-RAL	COLORI RAL RAL COLOURS
	Ø76	ISOLA-43-FF-PG-EXT	FINITURA PER ESTERNO + PRIMER OUTDOOR FINISH + PRIMER
	h900/1100		
	24 kg		


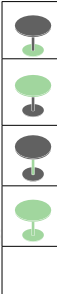








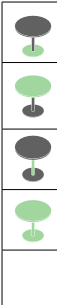





	DIMENSIONI SIZE	CODICE CODE	DESCRIZIONE DESCRIPTION
	Ø420	ISOLA-43-FF-DC	NERO BLACK
	Ø700	ISOLA-43-FF-DC-RAL	COLORI RAL RAL COLOURS
	Ø76	ISOLA-43-FF-DC-EXT	FINITURA PER ESTERNO + PRIMER OUTDOOR FINISH + PRIMER
	h900/1100		
	30 kg		


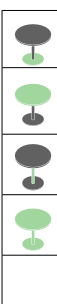





ISOLA


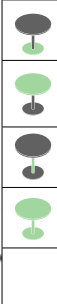





FORNITO CON PIEDINI REGOLABILI
SUPPLIED WITH ADJUSTABLE FEET



		DIMENSIONI	CODICE	DESCRIZIONE
		SIZE	CODE	DESCRIPTION
		420x420	ISOLA-44	NERO BLACK
		900x900	ISOLA-44-RAL	COLORI RAL RAL COLOURS
		80x80	ISOLA-44-EXT	FINITURA PER ESTERNO + PRIMER OUTDOOR FINISH + PRIMER
		h720	ISOLA-44-CR	TUBO CROMATO CHROMED PIPE
		17 kg	ISOLA-44-W10	BASE NERA E COLONNA LEGNO BLACK BASE AND WOODEN COLUMN
			ISOLA-44-RAL-W10	BASE IN COLORI RAL AND COLONNA IN LEGNO RAL COLORS BASE AND WOODEN COLUMN

		DIMENSIONI	CODICE	DESCRIZIONE
		SIZE	CODE	DESCRIPTION
		420x420	ISOLA-44-FF	NERO BLACK
		600x600	ISOLA-44-FF-RAL	COLORI RAL RAL COLOURS
		80x80	ISOLA-44-FF-EXT	FINITURA PER ESTERNO + PRIMER OUTDOOR FINISH + PRIMER
		h900/1100	ISOLA-44-FF-CR	TUBO CROMATO CHROMED PIPE
		21 kg	ISOLA-44-FF-W10	BASE NERA E COLONNA LEGNO BLACK BASE AND WOODEN COLUMN
			ISOLA-44-FF-RAL-W10	BASE IN COLORI RAL AND COLONNA IN LEGNO RAL COLORS BASE AND WOODEN COLUMN







		DIMENSIONI	CODICE	DESCRIZIONE
		SIZE	CODE	DESCRIPTION
		420x420	ISOLA-44-T	NERO BLACK
		900x900	ISOLA-44-T-RAL	COLORI RAL RAL COLOURS
		Ø76	ISOLA-44-T-EXT	FINITURA PER ESTERNO + PRIMER OUTDOOR FINISH + PRIMER
		h720	ISOLA-44-T-CR	TUBO CROMATO CHROMED PIPE
		17 kg	ISOLA-44-T-W6	BASE NERA E COLONNA LEGNO BLACK BASE AND WOODEN COLUMN
			ISOLA-44-T-RAL-W6	BASE IN COLORI RAL AND COLONNA IN LEGNO RAL COLORS BASE AND WOODEN COLUMN


		DIMENSIONI	CODICE	DESCRIZIONE
		SIZE	CODE	DESCRIPTION
		420x420	ISOLA-44-T-FF	NERO BLACK
		600x600	ISOLA-44-T-FF-RAL	COLORI RAL RAL COLOURS
		Ø76	ISOLA-44-T-FF-EXT	FINITURA PER ESTERNO + PRIMER OUTDOOR FINISH + PRIMER
		h900/1100	ISOLA-44-T-FF-CR	TUBO CROMATO CHROMED PIPE
		20 kg	ISOLA-44-T-FF-W6	BASE NERA E COLONNA LEGNO BLACK BASE AND WOODEN COLUMN
			ISOLA-44-T-FF-RAL-W6	BASE IN COLORI RAL AND COLONNA IN LEGNO RAL COLORS BASE AND WOODEN COLUMN






ISOLA



FORNITO CON PIEDINI REGOLABILI
SUPPLIED WITH ADJUSTABLE FEET



	    	DIMENSIONI	CODICE	DESCRIZIONE
		SIZE	CODE	DESCRIPTION
		Ø600	ISOLA-60	NERO BLACK
		Ø1300/1000x1000	ISOLA-60-RAL	COLORI RAL RAL COLOURS
		Ø76	ISOLA-60-EXT	FINITURA PER ESTERNO + PRIMER OUTDOOR FINISH + PRIMER
		h720	ISOLA-60-CR	TUBO CROMATO CHROMED PIPE
		25 kg	ISOLA-60-W6	BASE NERA E COLONNA LEGNO BLACK BASE AND WOODEN COLUMN
			ISOLA-60-RAL-W6	BASE IN COLORI RAL AND COLONNA IN LEGNO RAL COLORS BASE AND WOODEN COLUMN

	   	DIMENSIONI	CODICE	DESCRIZIONE
		SIZE	CODE	DESCRIPTION
		Ø600	ISOLA-60-FF	NERO BLACK
		Ø900/800x800	ISOLA-60-FF-RAL	COLORI RAL RAL COLOURS
		Ø76	ISOLA-60-FF-EXT	FINITURA PER ESTERNO + PRIMER OUTDOOR FINISH + PRIMER
		h900/1100	ISOLA-60-FF-CR	TUBO CROMATO CHROMED PIPE
		28 kg	ISOLA-60-FF-W6	BASE NERA E COLONNA LEGNO BLACK BASE AND WOODEN COLUMN
			ISOLA-60-FF-RAL-W6	BASE IN COLORI RAL AND COLONNA IN LEGNO RAL COLORS BASE AND WOODEN COLUMN

	   	DIMENSIONI	CODICE	DESCRIZIONE
		SIZE	CODE	DESCRIPTION
		Ø600	ISOLA-60-FF-DC	NERO BLACK
		Ø900/800x800	ISOLA-60-FF-DC-RAL	COLORI RAL RAL COLOURS
		Ø76	ISOLA-60-FF-DC-EXT	FINITURA PER ESTERNO + PRIMER OUTDOOR FINISH + PRIMER
		h900/1100		
		30 kg		

	   	DIMENSIONI	CODICE	DESCRIZIONE
		SIZE	CODE	DESCRIPTION
		600x420	ISOLA-64	NERO BLACK
		1200x900	ISOLA-64-RAL	COLORI RAL RAL COLOURS
		80x80	ISOLA-64-EXT	FINITURA PER ESTERNO + PRIMER OUTDOOR FINISH + PRIMER
		h720	ISOLA-64-CR	TUBO CROMATO CHROMED PIPE
		25 kg	ISOLA-64-W10	BASE NERA E COLONNA LEGNO BLACK BASE AND WOODEN COLUMN
			ISOLA-64-RAL-W10	BASE IN COLORI RAL AND COLONNA IN LEGNO RAL COLORS BASE AND WOODEN COLUMN

ISOLA

FORNITO CON PIEDINI REGOLABILI
SUPPLIED WITH ADJUSTABLE FEET



	DIMENSIONI SIZE	CODICE CODE	DESCRIZIONE DESCRIPTION
	600x420	ISOLA-64-FF	NERO BLACK
	1000x700	ISOLA-64-FF-RAL	COLORI RAL RAL COLOURS
	80x80	ISOLA-64-FF-EXT	FINITURA PER ESTERNO + PRIMER OUTDOOR FINISH + PRIMER
	h900/1100	ISOLA-64-FF-CR	TUBO CROMATO CHROMED PIPE
	28 kg	ISOLA-64-FF-W10	BASE NERA E COLONNA LEGNO BLACK BASE AND WOODEN COLUMN
		ISOLA-64-FF-RAL-W10	BASE IN COLORI RAL AND COLONNA IN LEGNO RAL COLORS BASE AND WOODEN COLUMN



	DIMENSIONI SIZE	CODICE CODE	DESCRIZIONE DESCRIPTION
	800x420	ISOLA-84-2	NERO BLACK
	1800x900	ISOLA-84-2-RAL	COLORI RAL RAL COLOURS
	80x80	ISOLA-84-2-EXT	FINITURA PER ESTERNO + PRIMER OUTDOOR FINISH + PRIMER
	h720	ISOLA-84-2-CR	TUBO CROMATO CHROMED PIPE
	38 kg	ISOLA-84-2-W10	BASE NERA E COLONNA LEGNO BLACK BASE AND WOODEN COLUMN
		ISOLA-84-2-RAL-W10	BASE IN COLORI RAL AND COLONNA IN LEGNO RAL COLORS BASE AND WOODEN COLUMN



	DIMENSIONI SIZE	CODICE CODE	DESCRIZIONE DESCRIPTION
	800x420	ISOLA-84-2-FF	NERO BLACK
	1200x700	ISOLA-84-2-FF-RAL	COLORI RAL RAL COLOURS
	80x80	ISOLA-84-2-FF-EXT	FINITURA PER ESTERNO + PRIMER OUTDOOR FINISH + PRIMER
	h900/1100	ISOLA-84-2-FF-CR	TUBO CROMATO CHROMED PIPE
	44 kg	ISOLA-84-2-FF-W10	BASE NERA E COLONNA LEGNO BLACK BASE AND WOODEN COLUMN
		ISOLA-84-2-FF-RAL-W10	BASE IN COLORI RAL AND COLONNA IN LEGNO RAL COLORS BASE AND WOODEN COLUMN

RING

FORNITO CON PIEDINI REGOLABILI
SUPPLIED WITH ADJUSTABLE FEET



	DIMENSIONI SIZE	CODICE CODE	DESCRIZIONE DESCRIPTION
	Ø400	RING-40	NERO BLACK
	Ø900/800x800	RING-40-RAL	COLORI RAL RAL COLOURS
	Ø76	RING-40-EXT	FINITURA PER ESTERNO + PRIMER OUTDOOR FINISH + PRIMER
	h720	RING-40-CR	TUBO CROMATO CHROMED PIPE
	18 kg	RING-40-W6	BASE NERA E COLONNA LEGNO BLACK BASE AND WOODEN COLUMN
		RING-40-RAL-W6	BASE IN COLORI RAL AND COLONNA IN LEGNO RAL COLORS BASE AND WOODEN COLUMN
		RING-40-X	INOX SATINATO SATIN STAINLESS STEEL
		RING-40-X-W6	INOX SATINATO E COLONNA LEGNO BRUSHED STAINLESS AND WOODEN COLUMN
		RING-40-X-W23	INOX SATINATO E COLONNA LEGNO BRUSHED STAINLESS AND WOODEN COLUMN
		RING-40-XL	INOX LUCIDO POLISHED STAINLESS
		RING-40-XL-W6	INOX LUCIDO E COLONNA LEGNO POLISHED STAINLESS AND WOODEN COLUMN
		RING-40-XL-W23	INOX LUCIDO E COLONNA LEGNO POLISHED STAINLESS AND WOODEN COLUMN
		RING-40-XL-CR	INOX LUCIDO E COLONNA CROMATA POLISHED STAINLESS AND CHROMED COLUMN



	DIMENSIONI SIZE	CODICE CODE	DESCRIZIONE DESCRIPTION
	Ø400	RING-40-FF	NERO BLACK
	Ø700/600x600	RING-40-FF-RAL	COLORI RAL RAL COLOURS
	Ø76	RING-40-FF-EXT	FINITURA PER ESTERNO + PRIMER OUTDOOR FINISH + PRIMER
	h900/1100	RING-40-FF-CR	TUBO CROMATO CHROMED PIPE
	21 kg	RING-40-FF-W6	BASE NERA E COLONNA LEGNO BLACK BASE AND WOODEN COLUMN
		RING-40-FF-RAL-W6	BASE IN COLORI RAL AND COLONNA IN LEGNO RAL COLORS BASE AND WOODEN COLUMN
		RING-40-FF-X	INOX SATINATO SATIN STAINLESS STEEL
		RING-40-FF-X-W6	INOX SATINATO E COLONNA LEGNO BRUSHED STAINLESS AND WOODEN COLUMN
		RING-40-FF-X-W23	INOX SATINATO E COLONNA LEGNO BRUSHED STAINLESS AND WOODEN COLUMN
		RING-40-FF-XL	INOX LUCIDO POLISHED STAINLESS
		RING-40-FF-XL-W6	INOX LUCIDO E COLONNA LEGNO POLISHED STAINLESS AND WOODEN COLUMN
		RING-40-FF-XL-W23	INOX LUCIDO E COLONNA LEGNO POLISHED STAINLESS AND WOODEN COLUMN
		RING-40-FF-XL-CR	INOX LUCIDO E COLONNA CROMATA POLISHED STAINLESS AND CHROMED COLUMN

RING

FORNITO CON PIEDINI REGOLABILI
SUPPLIED WITH ADJUSTABLE FEET



	DIMENSIONI SIZE	CODICE CODE	DESCRIZIONE DESCRIPTION
	400X400	RING-44-X	INOX SATINATO SATIN STAINLESS STEEL
	Ø1000/900x900	RING-44-X-W10	INOX SATINATO E COLONNA LEGNO BRUSHED STAINLESS AND WOODEN COLUMN
	80X80	RING-44-X-W21	INOX SATINATO E COLONNA LEGNO BRUSHED STAINLESS AND WOODEN COLUMN
	h720	RING-44-XL	INOX LUCIDO POLISHED STAINLESS
	18 kg	RING-44-XL-W10	INOX LUCIDO E COLONNA LEGNO POLISHED STAINLESS AND WOODEN COLUMN
		RING-44-XL-W21	INOX LUCIDO E COLONNA LEGNO POLISHED STAINLESS AND WOODEN COLUMN
		RING-44-XL-CR	INOX LUCIDO E COLONNA CROMATA POLISHED STAINLESS AND CHROMED COLUMN



	DIMENSIONI SIZE	CODICE CODE	DESCRIZIONE DESCRIPTION
	400X400	RING-44-FF-X	INOX SATINATO SATIN STAINLESS STEEL
	Ø800/700x700	RING-44-FF-X-W10	INOX SATINATO E COLONNA LEGNO BRUSHED STAINLESS AND WOODEN COLUMN
	80X80	RING-44-FF-X-W21	INOX SATINATO E COLONNA LEGNO BRUSHED STAINLESS AND WOODEN COLUMN
	h900/1100	RING-44-FF-XL	INOX LUCIDO POLISHED STAINLESS
	21 kg	RING-44-FF-XL-W10	INOX LUCIDO E COLONNA LEGNO POLISHED STAINLESS AND WOODEN COLUMN
		RING-44-FF-XL-W21	INOX LUCIDO E COLONNA LEGNO POLISHED STAINLESS AND WOODEN COLUMN
		RING-44-FF-XL-CR	INOX LUCIDO E COLONNA CROMATA POLISHED STAINLESS AND CHROMED COLUMN



	DIMENSIONI SIZE	CODICE CODE	DESCRIZIONE DESCRIPTION
	400x400	RING-44-T	NERO BLACK
	Ø1000/900x900	RING-44-T-RAL	COLORI RAL RAL COLOURS
	Ø76	RING-44-T-EXT	FINITURA PER ESTERNO + PRIMER OUTDOOR FINISH + PRIMER
	h720	RING-44-T-CR	TUBO CROMATO CHROMED PIPE
	18 kg	RING-44-T-W6	BASE NERA E COLONNA LEGNO BLACK BASE AND WOODEN COLUMN
		RING-44-T-RAL-W6	BASE IN COLORI RAL AND COLONNA IN LEGNO RAL COLORS BASE AND WOODEN COLUMN
		RING-44-T-X	INOX SATINATO SATIN STAINLESS STEEL
		RING-44-T-X-W6	INOX SATINATO E COLONNA LEGNO BRUSHED STAINLESS AND WOODEN COLUMN
		RING-44-T-X-W23	INOX SATINATO E COLONNA LEGNO BRUSHED STAINLESS AND WOODEN COLUMN
		RING-44-T-XL	INOX LUCIDO POLISHED STAINLESS
		RING-44-T-XL-W6	INOX LUCIDO E COLONNA LEGNO POLISHED STAINLESS AND WOODEN COLUMN
		RING-44-T-XL-W23	INOX LUCIDO E COLONNA LEGNO POLISHED STAINLESS AND WOODEN COLUMN
		RING-44-T-XL-CR	INOX LUCIDO E COLONNA CROMATA POLISHED STAINLESS AND CHROMED COLUMN






RING

FORNITO CON PIEDINI REGOLABILI
SUPPLIED WITH ADJUSTABLE FEET



	DIMENSIONI SIZE	CODICE CODE	DESCRIZIONE DESCRIPTION
	400x400	RING-44-T-FF	NERO BLACK
	Ø800/700x700	RING-44-T-FF-RAL	COLORI RAL RAL COLOURS
	Ø76	RING-44-T-FF-EXT	FINITURA PER ESTERNO + PRIMER OUTDOOR FINISH + PRIMER
	h900/1100	RING-44-T-FF-CR	TUBO CROMATO CHROMED PIPE
	21 kg	RING-44-T-FF-W6	BASE NERA E COLONNA LEGNO BLACK BASE AND WOODEN COLUMN
		RING-44-T-FF-RAL-W6	BASE IN COLORI RAL AND COLONNA IN LEGNO RAL COLORS BASE AND WOODEN COLUMN
		RING-44-T-FF-X	INOX SATINATO SATIN STAINLESS STEEL
		RING-44-T-FF-X-W6	INOX SATINATO E COLONNA LEGNO BRUSHED STAINLESS AND WOODEN COLUMN
		RING-44-T-FF-X-W23	INOX SATINATO E COLONNA LEGNO BRUSHED STAINLESS AND WOODEN COLUMN
		RING-44-T-FF-XL	INOX LUCIDO POLISHED STAINLESS
		RING-44-T-FF-XL-W6	INOX LUCIDO E COLONNA LEGNO POLISHED STAINLESS AND WOODEN COLUMN
		RING-44-T-FF-XL-W23	INOX LUCIDO E COLONNA LEGNO POLISHED STAINLESS AND WOODEN COLUMN
		RING-44-T-FF-XL-CR	INOX LUCIDO E COLONNA CROMATA POLISHED STAINLESS AND CHROMED COLUMN



	DIMENSIONI SIZE	CODICE CODE	DESCRIZIONE DESCRIPTION
	550x550	RING-56-T	NERO BLACK
	Ø1000/1000x1000	RING-56-T-RAL	COLORI RAL RAL COLOURS
	Ø76	RING-56-T-EXT	FINITURA PER ESTERNO + PRIMER OUTDOOR FINISH + PRIMER
	h720	RING-56-T-CR	TUBO CROMATO CHROMED PIPE
	30 kg	RING-56-T-W6	BASE NERA E COLONNA LEGNO BLACK BASE AND WOODEN COLUMN
		RING-56-T-RAL-W6	BASE IN COLORI RAL AND COLONNA IN LEGNO RAL COLORS BASE AND WOODEN COLUMN
		RING-56-T-X	INOX SATINATO SATIN STAINLESS STEEL
		RING-56-T-X-W6	INOX SATINATO E COLONNA LEGNO BRUSHED STAINLESS AND WOODEN COLUMN
		RING-56-T-X-W23	INOX SATINATO E COLONNA LEGNO BRUSHED STAINLESS AND WOODEN COLUMN
		RING-56-T-XL	INOX LUCIDO POLISHED STAINLESS
		RING-56-T-XL-W6	INOX LUCIDO E COLONNA LEGNO POLISHED STAINLESS AND WOODEN COLUMN
		RING-56-T-XL-W23	INOX LUCIDO E COLONNA LEGNO POLISHED STAINLESS AND WOODEN COLUMN
		RING-56-T-XL-CR	INOX LUCIDO E COLONNA CROMATA POLISHED STAINLESS AND CHROMED COLUMN

RING

FORNITO CON PIEDINI REGOLABILI
SUPPLIED WITH ADJUSTABLE FEET



	DIMENSIONI SIZE	CODICE CODE	DESCRIZIONE DESCRIPTION
	550X550	RING-56-T-FF	NERO BLACK
	Ø1000/900x900	RING-56-T-FF-RAL	COLORI RAL RAL COLOURS
	Ø76	RING-56-T-FF-EXT	FINITURA PER ESTERNO + PRIMER OUTDOOR FINISH + PRIMER
	h900/1100	RING-56-T-FF-CR	TUBO CROMATO CHROMED PIPE
	33 kg	RING-56-T-FF-W6	BASE NERA E COLONNA LEGNO BLACK BASE AND WOODEN COLUMN
		RING-56-T-FF-RAL-W6	BASE IN COLORI RAL AND COLONNA IN LEGNO RAL COLORS BASE AND WOODEN COLUMN
		RING-56-T-FF-X	INOX SATINATO SATIN STAINLESS STEEL
		RING-56-T-FF-X-W6	INOX SATINATO E COLONNA LEGNO BRUSHED STAINLESS AND WOODEN COLUMN
		RING-56-T-FF-X-W23	INOX SATINATO E COLONNA LEGNO BRUSHED STAINLESS AND WOODEN COLUMN
		RING-56-T-FF-XL	INOX LUCIDO POLISHED STAINLESS
		RING-56-T-FF-XL-W6	INOX LUCIDO E COLONNA LEGNO POLISHED STAINLESS AND WOODEN COLUMN
		RING-56-T-FF-XL-W23	INOX LUCIDO E COLONNA LEGNO POLISHED STAINLESS AND WOODEN COLUMN
		RING-56-T-FF-XL-CR	INOX LUCIDO E COLONNA CROMATA POLISHED STAINLESS AND CHROMED COLUMN



	DIMENSIONI SIZE	CODICE CODE	DESCRIZIONE DESCRIPTION
	Ø600	RING-60	NERO BLACK
	Ø1300/1000x1000	RING-60-RAL	COLORI RAL RAL COLOURS
	Ø76	RING-60-EXT	FINITURA PER ESTERNO + PRIMER OUTDOOR FINISH + PRIMER
	h720	RING-60-CR	TUBO CROMATO CHROMED PIPE
	30 kg	RING-60-W6	BASE NERA E COLONNA LEGNO BLACK BASE AND WOODEN COLUMN
		RING-60-RAL-W6	BASE IN COLORI RAL AND COLONNA IN LEGNO RAL COLORS BASE AND WOODEN COLUMN
		RING-60-X	INOX SATINATO SATIN STAINLESS STEEL
		RING-60-X-W6	INOX SATINATO E COLONNA LEGNO BRUSHED STAINLESS AND WOODEN COLUMN
		RING-60-X-W23	INOX SATINATO E COLONNA LEGNO BRUSHED STAINLESS AND WOODEN COLUMN
		RING-60-XL	INOX LUCIDO POLISHED STAINLESS
		RING-60-XL-W6	INOX LUCIDO E COLONNA LEGNO POLISHED STAINLESS AND WOODEN COLUMN
		RING-60-XL-W23	INOX LUCIDO E COLONNA LEGNO POLISHED STAINLESS AND WOODEN COLUMN
		RING-60-XL-CR	INOX LUCIDO E COLONNA CROMATA POLISHED STAINLESS AND CHROMED COLUMN

RING

FORNITO CON PIEDINI REGOLABILI
SUPPLIED WITH ADJUSTABLE FEET



	DIMENSIONI SIZE	CODICE CODE	DESCRIZIONE DESCRIPTION
	Ø600	RING-60-FF	NERO BLACK
	Ø900/800x800	RING-60-FF-RAL	COLORI RAL RAL COLOURS
	Ø76	RING-60-FF-EXT	FINITURA PER ESTERNO + PRIMER OUTDOOR FINISH + PRIMER
	h900/1100	RING-60-FF-CR	TUBO CROMATO CHROMED PIPE
	33 kg	RING-60-FF-W6	BASE NERA E COLONNA LEGNO BLACK BASE AND WOODEN COLUMN
		RING-60-FF-RAL-W6	BASE IN COLORI RAL AND COLONNA IN LEGNO RAL COLORS BASE AND WOODEN COLUMN
		RING-60-FF-X	INOX SATINATO SATIN STAINLESS STEEL
		RING-60-FF-X-W6	INOX SATINATO E COLONNA LEGNO BRUSHED STAINLESS AND WOODEN COLUMN
		RING-60-FF-X-W23	INOX SATINATO E COLONNA LEGNO BRUSHED STAINLESS AND WOODEN COLUMN
		RING-60-FF-XL	INOX LUCIDO POLISHED STAINLESS
		RING-60-FF-XL-W6	INOX LUCIDO E COLONNA LEGNO POLISHED STAINLESS AND WOODEN COLUMN
		RING-60-FF-XL-W23	INOX LUCIDO E COLONNA LEGNO POLISHED STAINLESS AND WOODEN COLUMN
		RING-60-FF-XL-CR	INOX LUCIDO E COLONNA CROMATA POLISHED STAINLESS AND CHROMED COLUMN



	DIMENSIONI SIZE	CODICE CODE	DESCRIZIONE DESCRIPTION
	600X400	RING-64-X	INOX SATINATO SATIN STAINLESS STEEL
	1200X900	RING-64-X-W10	INOX SATINATO E COLONNA LEGNO BRUSHED STAINLESS AND WOODEN COLUMN
	80X80	RING-64-X-W21	INOX SATINATO E COLONNA LEGNO BRUSHED STAINLESS AND WOODEN COLUMN
	h720	RING-64-XL	INOX LUCIDO POLISHED STAINLESS
	23 kg	RING-64-XL-W10	INOX LUCIDO E COLONNA LEGNO POLISHED STAINLESS AND WOODEN COLUMN
		RING-64-XL-W21	INOX LUCIDO E COLONNA LEGNO POLISHED STAINLESS AND WOODEN COLUMN
		RING-64-XL-CR	INOX LUCIDO E COLONNA CROMATA POLISHED STAINLESS AND CHROMED COLUMN













	DIMENSIONI SIZE	CODICE CODE	DESCRIZIONE DESCRIPTION
	600X400	RING-64-FF-X	INOX SATINATO SATIN STAINLESS STEEL
	1000X700	RING-64-FF-X-W10	INOX SATINATO E COLONNA LEGNO BRUSHED STAINLESS AND WOODEN COLUMN
	80X80	RING-64-FF-X-W21	INOX SATINATO E COLONNA LEGNO BRUSHED STAINLESS AND WOODEN COLUMN
	h900/1100	RING-64-FF-XL	INOX LUCIDO POLISHED STAINLESS
	28 kg	RING-64-FF-XL-W10	INOX LUCIDO E COLONNA LEGNO POLISHED STAINLESS AND WOODEN COLUMN
		RING-64-FF-XL-W21	INOX LUCIDO E COLONNA LEGNO POLISHED STAINLESS AND WOODEN COLUMN
		RING-64-FF-XL-CR	INOX LUCIDO E COLONNA CROMATA POLISHED STAINLESS AND CHROMED COLUMN

RING

FORNITO CON PIEDINI REGOLABILI
SUPPLIED WITH ADJUSTABLE FEET



		DIMENSIONI	CODICE	DESCRIZIONE
		SIZE	CODE	DESCRIPTION
	600X600	RING-66-X	INOX SATINATO <i>SATIN STAINLESS STEEL</i>	
	Ø1500/1200X1200	RING-66-X-W10	INOX SATINATO E COLONNA LEGNO <i>BRUSHED STAINLESS AND WOODEN COLUMN</i>	
	80X80	RING-66-X-W21	INOX SATINATO E COLONNA LEGNO <i>BRUSHED STAINLESS AND WOODEN COLUMN</i>	
	h720	RING-66-XL	INOX LUCIDO <i>POLISHED STAINLESS</i>	
	35 kg	RING-66-XL-W10	INOX LUCIDO E COLONNA LEGNO <i>POLISHED STAINLESS AND WOODEN COLUMN</i>	
		RING-66-XL-W21	INOX LUCIDO E COLONNA LEGNO <i>POLISHED STAINLESS AND WOODEN COLUMN</i>	
		RING-66-XL-CR	INOX LUCIDO E COLONNA CROMATA <i>POLISHED STAINLESS AND CHROMED COLUMN</i>	
		DIMENSIONI	CODICE	DESCRIZIONE
		SIZE	CODE	DESCRIPTION
	600X600	RING-66-FF-X	INOX SATINATO <i>SATIN STAINLESS STEEL</i>	
	Ø1000/900x900	RING-66-FF-X-W10	INOX SATINATO E COLONNA LEGNO <i>BRUSHED STAINLESS AND WOODEN COLUMN</i>	
	80X80	RING-66-FF-X-W21	INOX SATINATO E COLONNA LEGNO <i>BRUSHED STAINLESS AND WOODEN COLUMN</i>	
	h900/1100	RING-66-FF-XL	INOX LUCIDO <i>POLISHED STAINLESS</i>	
	38 kg	RING-66-FF-XL-W10	INOX LUCIDO E COLONNA LEGNO <i>POLISHED STAINLESS AND WOODEN COLUMN</i>	
		RING-66-FF-XL-W21	INOX LUCIDO E COLONNA LEGNO <i>POLISHED STAINLESS AND WOODEN COLUMN</i>	
		RING-66-FF-XL-CR	INOX LUCIDO E COLONNA CROMATA <i>POLISHED STAINLESS AND CHROMED COLUMN</i>	